

gregoiresoazig@gmail.com ▼

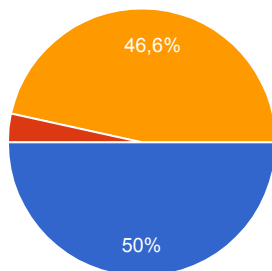
[Modifier ce formulaire](#)

58 réponses

[Afficher toutes les réponses](#)[Publier les données analytiques](#)

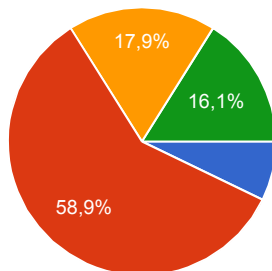
Résumé

Are you interested in ecology?



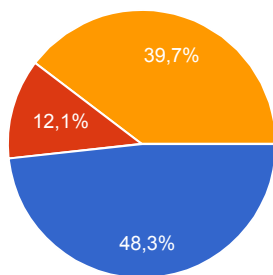
yes	29	50 %
no	2	3.4 %
a little bit	27	46.6 %

What do you think of feedlots?



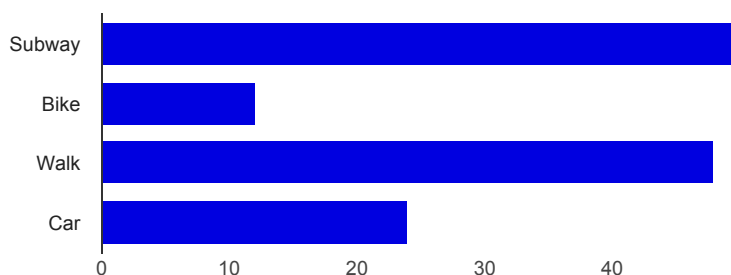
I agree	4	7.1 %
I don't agree	33	58.9 %
I don't care	10	17.9 %
I didn't know about it	9	16.1 %

Do you eat organic food?



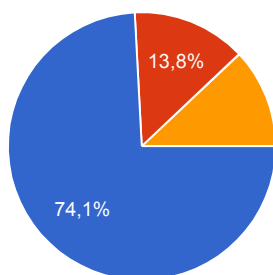
sometimes **23** 39.7 %

What kind of transport do you use?



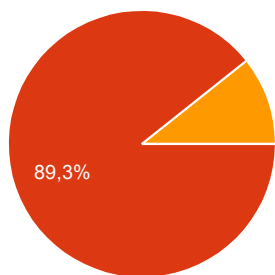
Subway **50** 86.2 %
 Bike **12** 20.7 %
 Walk **48** 82.8 %
 Car **24** 41.4 %

Do you recycle plastic, paper and glass at home?



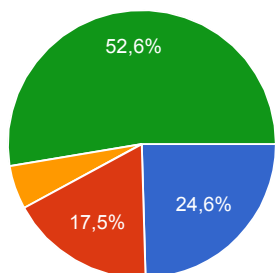
yes **43** 74.1 %
 no **8** 13.8 %
 not all of them **7** 12.1 %

How much do you know about global warming?



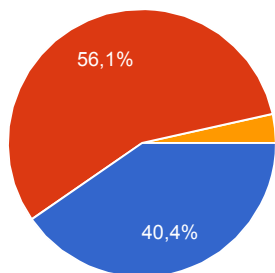
Everything **6** 10.7 %

How long do you spend in the shower ?



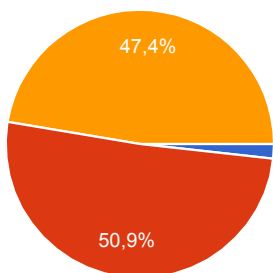
Less than 5 min **14** 24.6 %
 More than 15 min **10** 17.5 %
 More than 30 min **3** 5.3 %
 about 10 min **30** 52.6 %

Do you wear conscious clothes?



No it's ridiculous **23** 40.4 %
 Sometimes **32** 56.1 %
 Sure **2** 3.5 %

Do you use your car in the city?



It depends on where I go	29	50.9 %
No I prefer public transport	27	47.4 %

Nombre de réponses quotidiennes

