

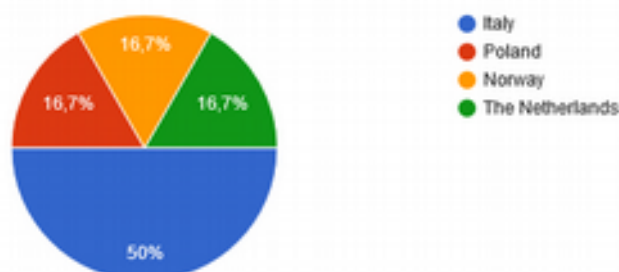
THE REPORT OF SURVEY PREPARED IN THE PROJECT "WE ARE THE SAME - THE DIFFERENCES AND SIMILARITIES BETWEEN STUDENTS FROM RURAL AND URBAN AREAS

The survey was prepared by the teachers' team, we analyze the situation of our students. Some of them are from towns and city, some of them from rural and suburban areas. The general aim of the survey is to know better our students, their opinions, situations, needs.

The survey was made during the mobility in Italy (March 2018). We collect the answers of 24 students.

I'm from:

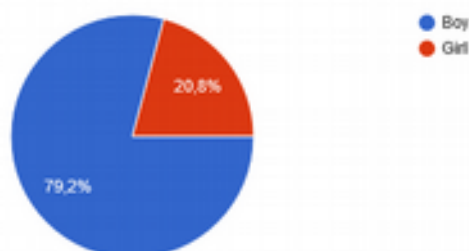
24 odpowiedzi



The most of them are boys. It's not so typical, but the schools from Poland and Italy have more male than female students.

I'm a

24 odpowiedzi

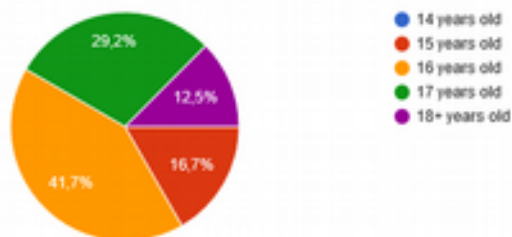


We asked about age, because young people change their life style very quickly. The most of the respondents are 16 years old (41,7%), the oldest group - 18 years old - is the smallest (12,5%).



I am

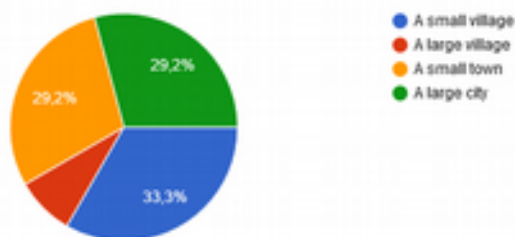
24 odpowiedzi



We asked about their life place and the most of them live in towns and city (58,4%), less in village. It's important for us, because we would like to integrate the young people from different ares, reduce low self-esteem young people who live in small community.

I live in

24 odpowiedzi



We asked about their ways of spending free time - what they like to do. We prepared the list of the activities and collect the answers.

	I don't know	no	not really	someti mes	yes	all the time
Going (in)to the city	0	0		5	16	3
Hiking/nature trips	0	1	3	13	6	2
Indoor activities	0	0	2	8	19	3
Outdoor activities	0	0	1	9	11	3
Enjoying time with family	0	1	1	11	7	4
Hanging out with friends	0	0	0	2	3	9
Going out to parties	0	1	3	8	8	4
Being alone	1	6	5	11	2	0
Regional activities (culture, neighborhood)	1	2	9	6	3	1
International activities. (music, shows, travel)	1	0	1	10	10	5
Sports	0	0	4	3	13	4
Reading books / comics	1	7	3	7	5	2



Social: Facebook/Snapchat/Instagram/Twitter	0	2	2	4	7	7
Watching Youtube Videos/Vlogs	0	1	2	9	7	5
Watching cable TV	1	4	4	8	4	3
Watching Netflix/Streaming sites	0	1	1	8	7	7
Doing other work(business, making money)	2	6	1	9	6	1

In the question we get the place for open answer and the students wrote that they like:

I like writing rap songs

I like listen music

I like do sport

I like watch anime

The conclusions are:

1. the students like (blue colour)

- go to a city
- spend time indoor
- they like sport

2. they don't like (red colour)

- regional activities
- reading books
- being alone

Later we asked How often do you spend time on each of the activities:

	I don't know	never/ may be one or twice	every month	every week	every day	every hour
Going (in)to the city	0	1	6	11	6	0
Hiking/nature trips	2	7	9	6	1	0
Indoor activities	0	3	3	10	8	0
Outdoor activities	0	0	7	9	8	0
Enjoying time with family	0	1	4	9	7	3
Hanging out with friends	0	0	2	16	4	2
Going out to parties	1	3	13	7	0	0
Being alone	4	8	4	3	5	0
Regional activities (culture, neighborhood)	1	5	3	8	9	1
International activities. (music, shows, travel)	2	6	8	7	5	1
Sports	0	1	2	11	10	0



Reading books / comics	1	11	6	2	3	1
Social: Facebook/Snapchat/Instagram/Twitter	0	1	4	1	10	9
Watching Youtube Videos/Vlogs	0	2	1	9	10	2
Watching cable TV	0	5	4	4	9	2
Watching Netflix/Streaming sites	1	1	0	10	12	0
Doing homework	2	4	8	4	6	1
Doing other work (business, making money)	3	5	6	6	5	0

We get the place for open answers and the students wrote:

I go for gym

I spend a lot of time listening music

The conclusions are:

The most of students spend time on hanging with friends and watching films, tv. The most of them don't read the books.

The link to the answers let the teachers to know the individual answers. It let to discuss about spending free time on the every school, every students' team.