

Erasmus+ A.Li.E.N Project KA229

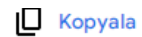
2022-2023

Croatia Mobility Evaluation Report (Teachers)

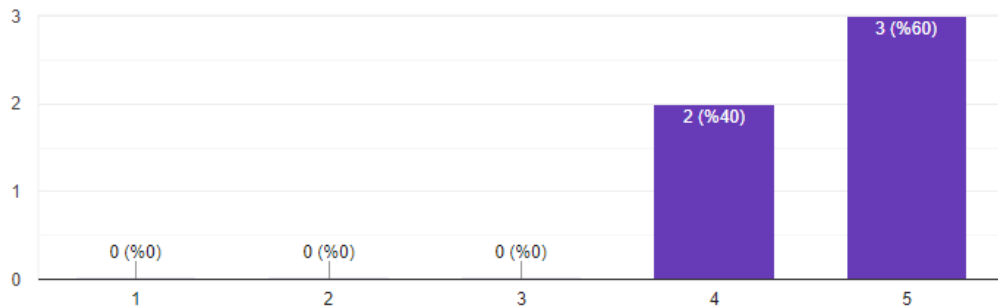
According to the answers given by 5 teachers;

- 100% of the teachers indicate the project met their expectations.
- 100% of the teachers indicate that they were satisfied with the cooperation between schools in the partnerships.
- %60 of the teachers indicate that communication with partner students was excellent.

How would you rate your communication with partner students? (Rate it from 5, 1- insufficient, 5-excellent)



yanıt

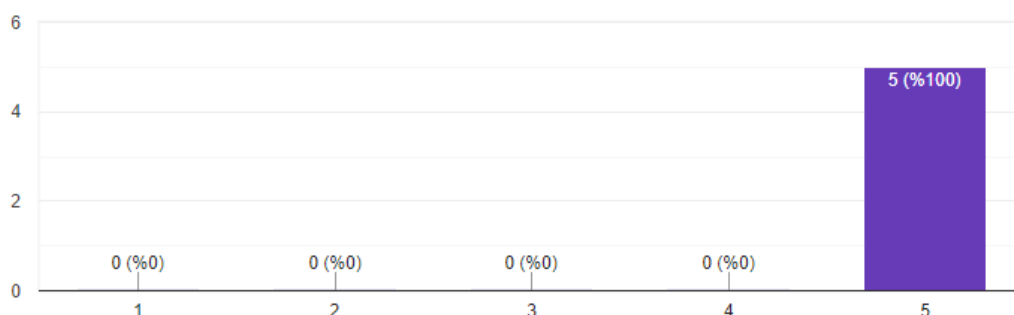


- 100% of the teachers indicate that communicate with partner teachers was excellent.

4. How would you rate your communication with partner teachers? (Rate it from 5, 1- insufficient, 5-excellent)



5 yanıt

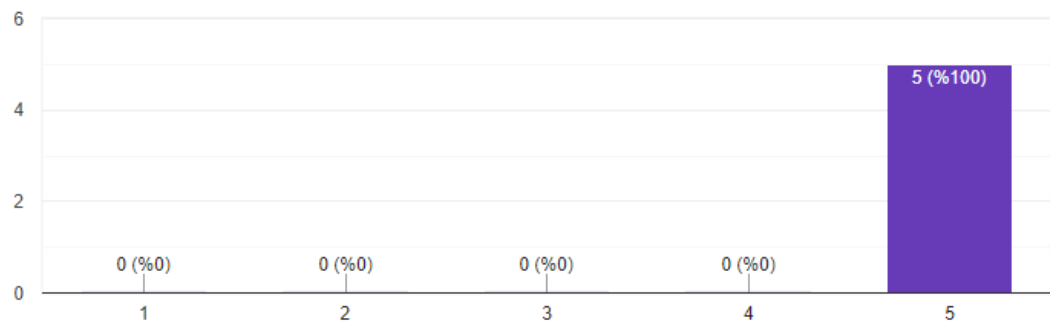


- 100% of the teachers indicate that the interest and performance of the teachers were excellent in the 2nd mobility.

5. What do you think of your teachers' interest and performance in the 2nd mobility? (Rate it from 1-5, 1- insufficient, 5-excellent)



5 yanıt

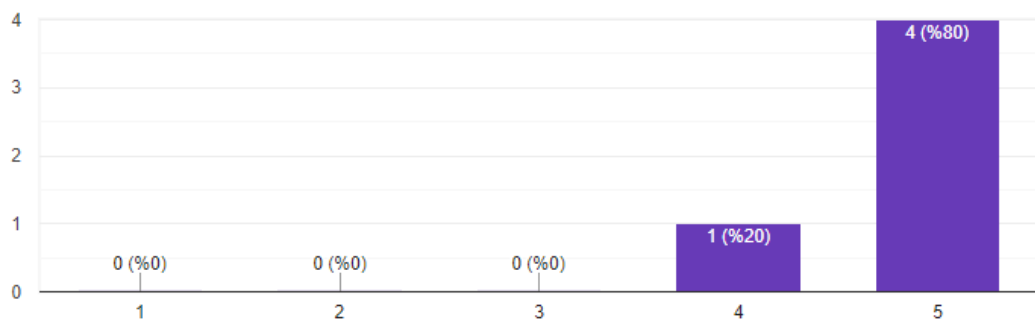


- %80 of the teachers think that the content of the programme was excellent.

6. What do you think about the content of the programme? (Rate it from 1-5, 1- insufficient, 5-excellent)



5 yanıt

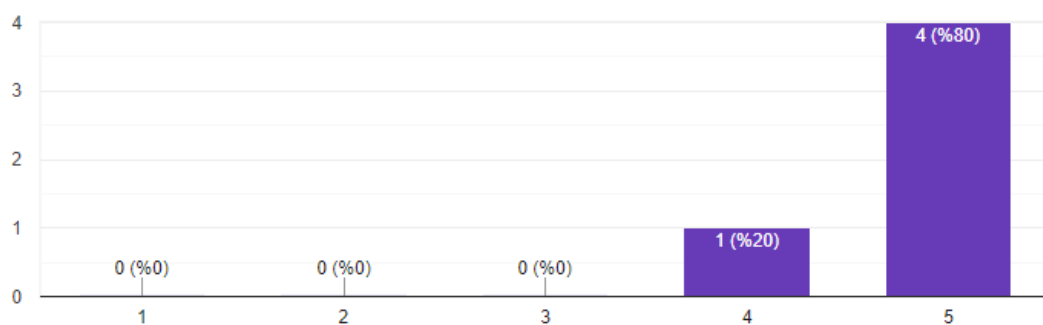


- %80 of the teachers indicate that the programme was well prepared.


7. Do you think that the trip plan is well prepared? (Rate it from 1-5, 1- insufficient, 5-excellent)



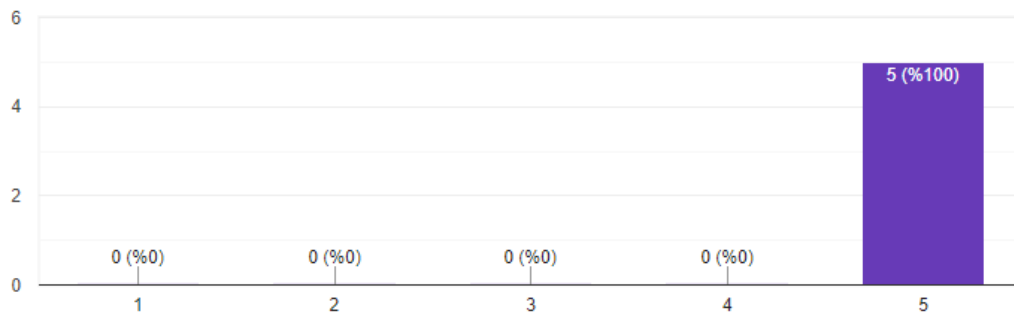
5 yanıt




- 100% of the teachers think that the implementation of 2nd mobility was excellent.

8. How was the implementation of the 2nd mobility to you? (Rate it from 1-5, 1-unsufficient, 5-excellent) 

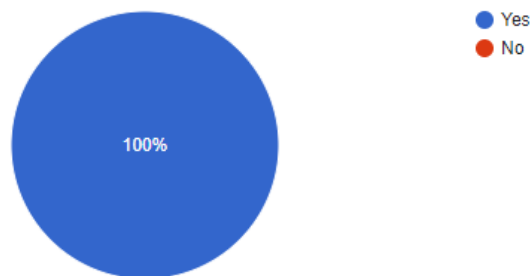
5 yanıt



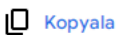
- 100% of the teachers indicate that they were able to reach partners when they had a question.

9. Were you able to reach partners easily when you had a question? 

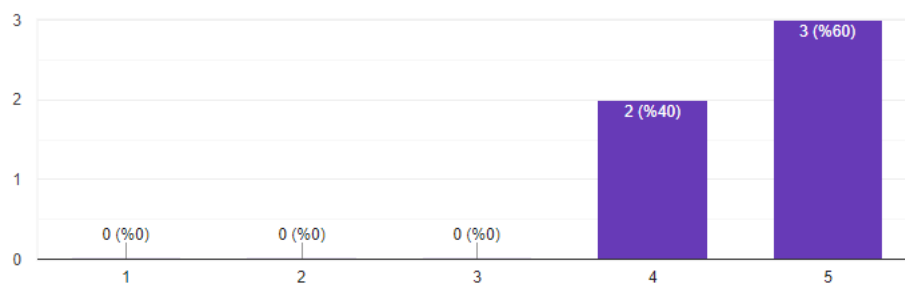
5 yanıt



- %100 of the teachers indicate that they didn't encounter any inappropriate activity during the process.
- 60% of the teachers think that the activities were instructive.

11. Do you think the activities carried out within the scope of the 1st mobility are instructive? (Rate it from 1-5, 1-unsufficient, 5-excellent) 

5 yanıt

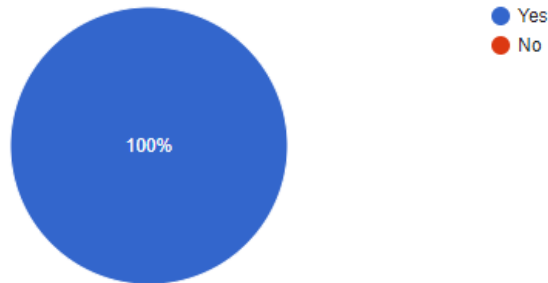


- %100 of the teachers indicate that the accommodation was excellent.

13. Throughout mobility, was the accommodation comfortable for you?



5 yant



- According to the teachers, they liked 1st and 2nd days the most.
- Teachers think that there were some similarities between Croatian and their own culture.

15. 1st day: What do you think about the shows that students performed at the school? Are they similar to your culture or not?

5 yant

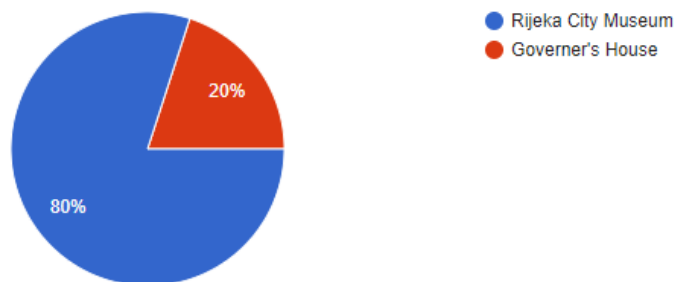
- A little bit
- Performances were amazing, it's not that similar to our culture. It's nice to see lots of different dances among the world.
- Students were great. Yes, they are more or less similar
- Not similar but very interstung.
- There are some similarities

- 80% of the teachers were attracted by “Rijeka City Museum” the most.


16. Which museum attracted you most? (Rijeka City Museum (on the 1st day) or Governor's House (on the 4th day)?)



5 yant




- 50% of the teachers indicate that the Smallest Theatre in the World has met their expectations.
- 100% of the teachers indicate that among the routes of the Frankopans that they have visited, the Island of Krk was their favorite one.

19. 3rd day: Among the routes of the Frankopans that we have visited, which one was your favourite?  Kopyala

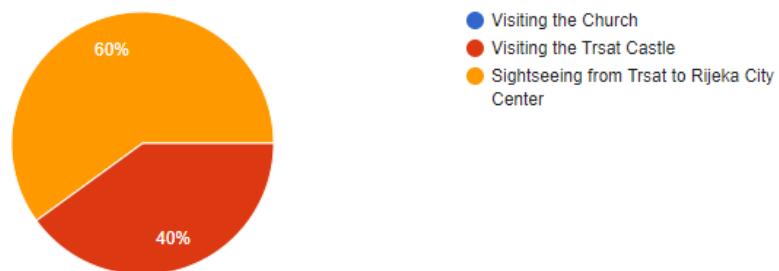
5 yant




- 60% of the teachers indicate that Sightseeing from Trsat to Rijeka City Center was their favorite activity in Trsat.

21. 4th day: Which one was your favourite activity in Trsat?  Kopyala

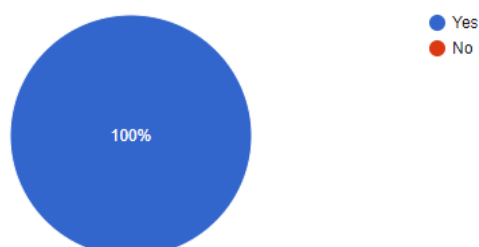
5 yant




- 100% of the teachers indicate that activities in the Children House were useful for the students.
- 100% of the teachers indicate that this trip was beneficial for the teachers and the students to have an idea about the Croatian culture.

24. Was this trip beneficial for you and your students to have an idea about the Croatian culture?  Kopyala

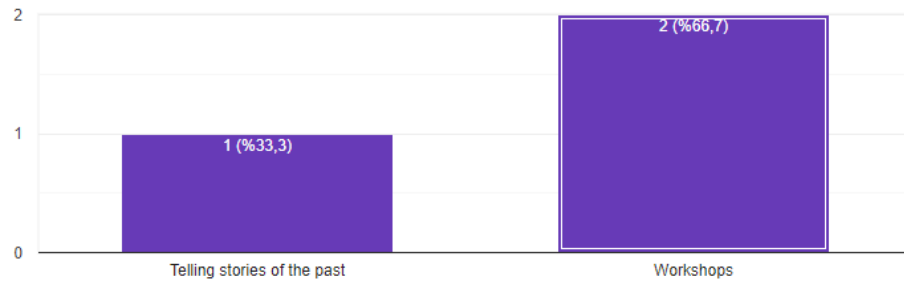
5 yant



- 66.7% of the teachers think that Workshops were useful and fun for the students.

25. Among the activities to be done, which one do you think was the most useful and fun for your students?  Kopyala

3 yanıt



- According to 5 teachers, hospitality was the main factor for their motivation in Croatia.