

Erasmus+ A.Li.E.N Project KA229

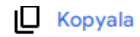
2022-2023

Croatia Mobility Evaluation Report (Students)

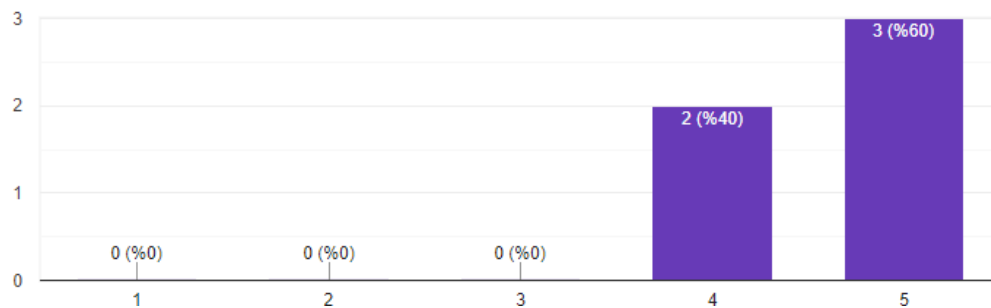
According to the answers given by 12 students;

- 100% of the students indicate the project met their expectations.
- 100% of the students indicate that they were satisfied with the cooperation between schools in the partnerships.
- %60 of the students indicate that communication with partner students was excellent.

How would you rate your communication with partner students? (Rate it from 1-5, 1- insufficient, 5-excellent)



yanıt

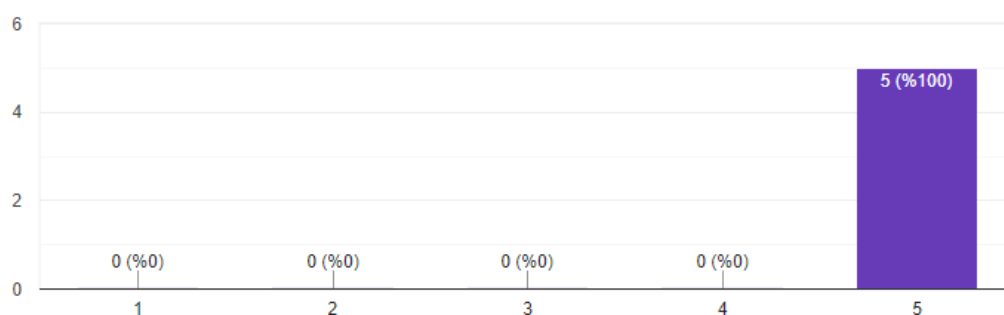


- 100% of the students indicate that communicate with partner teachers was excellent.

4. How would you rate your communication with partner teachers? (Rate it from 1-5, 1- insufficient, 5-excellent)



5 yanıt

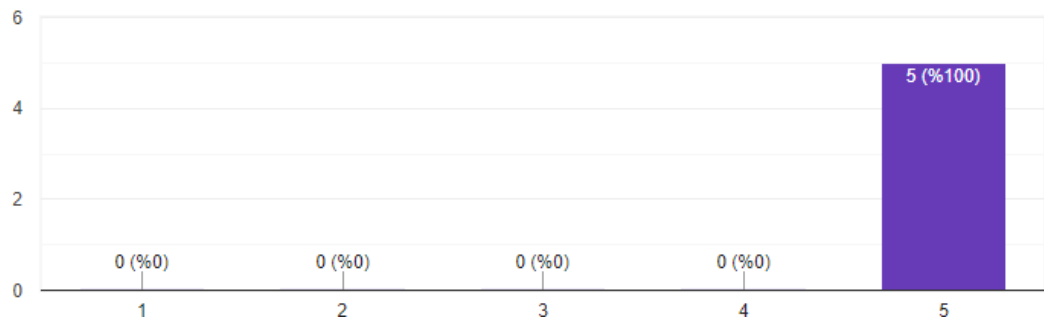


- 100% of the students indicate that the interest and performance of the teachers were excellent in the 2nd mobility.

5. What do you think of your teachers' interest and performance in the 2nd mobility? (Rate it from 1-5, 1- insufficient, 5-excellent)



5 yanıt

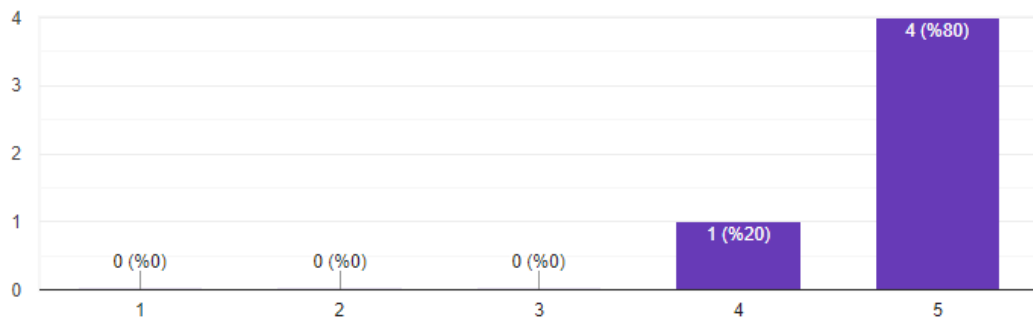


- %80 of the students think that the content of the programme was excellent.

6. What do you think about the content of the programme? (Rate it from 1-5, 1- insufficient, 5-excellent)

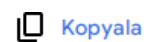


5 yanıt

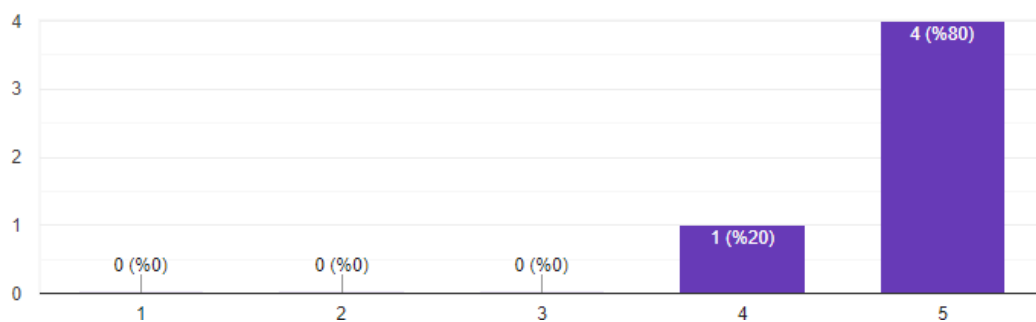


- %80 of the students indicate that the programme was well prepared.


7. Do you think that the trip plan is well prepared? (Rate it from 1-5, 1- insufficient, 5-excellent)



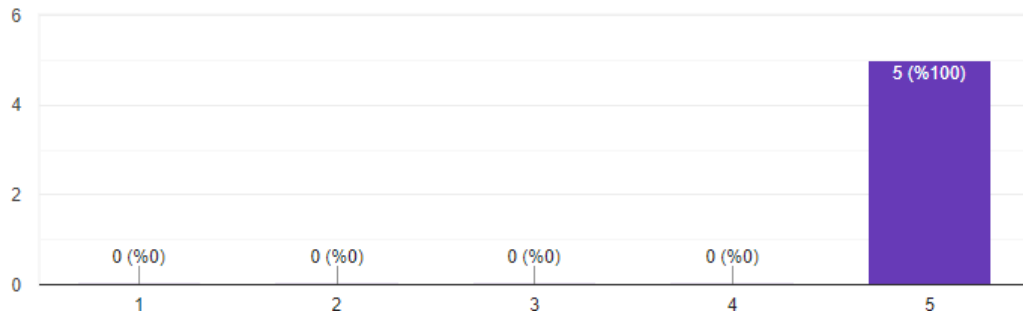
5 yanıt




- 100% of the students think that the implementation of 2nd mobility was excellent.

8. How was the implementation of the 2nd mobility to you? (Rate it from 1-5, 1-unsufficient, 5-excellent)  Kopyala

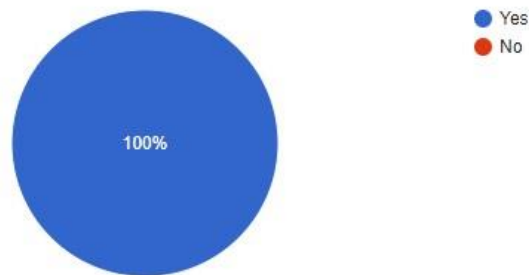
5 yanıt




- 100% of the students indicate that they were able to reach partners when they had a question.

9. Were you able to reach partners easily when you had a question?  Kopyala

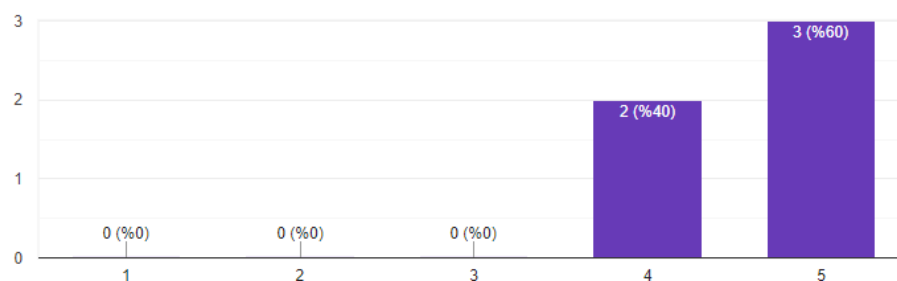
5 yanıt



- %100 of the students indicate that they didn't encounter any inappropriate activity during the process.
- 60% of the students think that the activities were instructive.

11. Do you think the activities carried out within the scope of the 1st mobility are instructive? (Rate it from 1-5, 1-unsufficient, 5-excellent)  Kopyala

5 yanıt

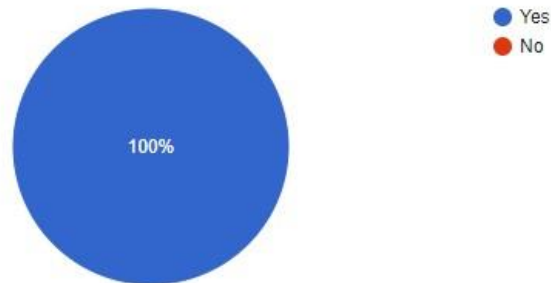


- %100 of the students indicate that the accommodation was excellent.

13. Throughout mobility, was the accommodation comfortable for you?

 Kopyala

5 yanıt



- According to the students, they liked 1st and 2nd days the most.
- Students think that there were some similarities between Croatian and their own culture.
- 80% of the students were attracted by “Frankopan Castles” the most.
- 32% of the students indicate that the Smallest Theatre in the World has met their expectations.
- 100% of the students indicate that among the routes of the Frankopans that they have visited, the Island of Krk was their favorite one.

19. 3rd day: Among the routes of the Frankopans that we have visited, which one was your favourite?

 Kopyala

5 yanıt

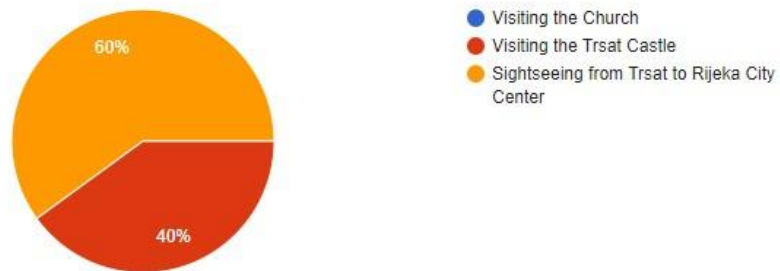


- 60% of the students indicate that Sightseeing from Trsat to Rijeka City Center was their favorite activity in Trsat.

21. 4th day: Which one was your favourite activity in Trsat?


 Kopyala

5 yanıt

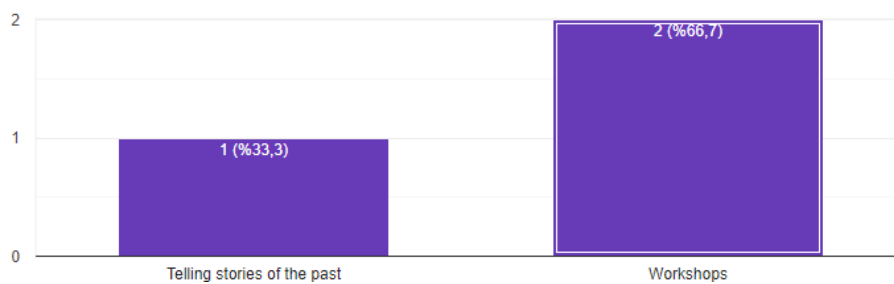


- 100% of the students indicate that activities in the Children House were useful for them.
- 100% of the students indicate that this trip was beneficial for them and they to have an idea about the Croatian culture.
- 66.7% of the students think that Workshops were useful and fun for them.

25. Among the activities to be done, which one do you think was the most useful and fun for your students?

 Kopyala

3 yanıt



- According to 12 students, hospitality was the main factor for their motivation in Croatia.

