

LESSON PLAN

Subject: information technology, foreign (English) language,

Teachers: Asta Norkienė, Anton Petrovskij

Class: 6

School: Klaipėda Gedminai progymnasium (Lithuania)

Topic: „Project of My Dream Park“

Objectives.

to acquaint the students with "HD3D Outdoor" program.

to teach how to use HD3D Outdoor program tools.

to revise the Past Simple of regular and irregular verbs

to learn new words

students will try to build the project of their dream park

Level of learners: high.

Motivation of the class.

Students will work with the Samsung tablets. They will learn how to use HD3D Outdoor software tools. Students will work in small groups (3-4 children) but parallelly, they will work individually. During the discussion, they will revise the Past Simple regular and irregular verbs, will acquaint with new words. They will create a "Projects of my dream park". Students will learn how to mark the names Lithuanian trees and flowers. They will create designs in 2D and 3D format. Finally, the exhibition of the projects will be displayed.

Teaching activities.

Show a movie about the nature of pollution in the world. (5 minutes)

Discussions about the importance of the natural reserves and parks in the world. (3 minutes)

The teachers will provide students with brief information about „HD3D Outdoor” program, its tools and tasks they have to do. (5 min.)

Students will create „the Project of My Dream Park“ and do the “Formation of verbs” task. (25 minutes)

Finally, the exhibition of "the Projects" will be organized, short presentations made. (5 minutes)

Evaluation. (2 minutes)

Evaluation.

Self-evaluation, non-formal evaluation.

Methods (short description)

Using methods in the lesson: observation and discussion, working in small groups, creativity individual work, exhibition.

Observation and discussion (short description).

Students watch a short film about the nature of pollution in the world. After the film they'll discuss why they have to protect the global environment, what is the impact on nature of irresponsibility.

Creativity individual work (short description).

Students will work independently with Samsung tablets. They will learn how to work with different HD3D Program objects: plants, trees, flowers, outdoor leisure activities, construction elements. They will learn how to work with different HD3D Program textures. Students will learn to change the size and position of the objects.

Working in small groups (short description).

Students will work in small groups (3-4 children). Each group member will be able to help each other. They can give advice to each other. They will learn to communicate and become friendlier.

Exhibition (short description).

At the end of the lesson, students will present their projects, consolidate new vocabulary. Finally, we will all see what students have created. Students can see each other's work.

Teaching / Learning material

You can show these movies:

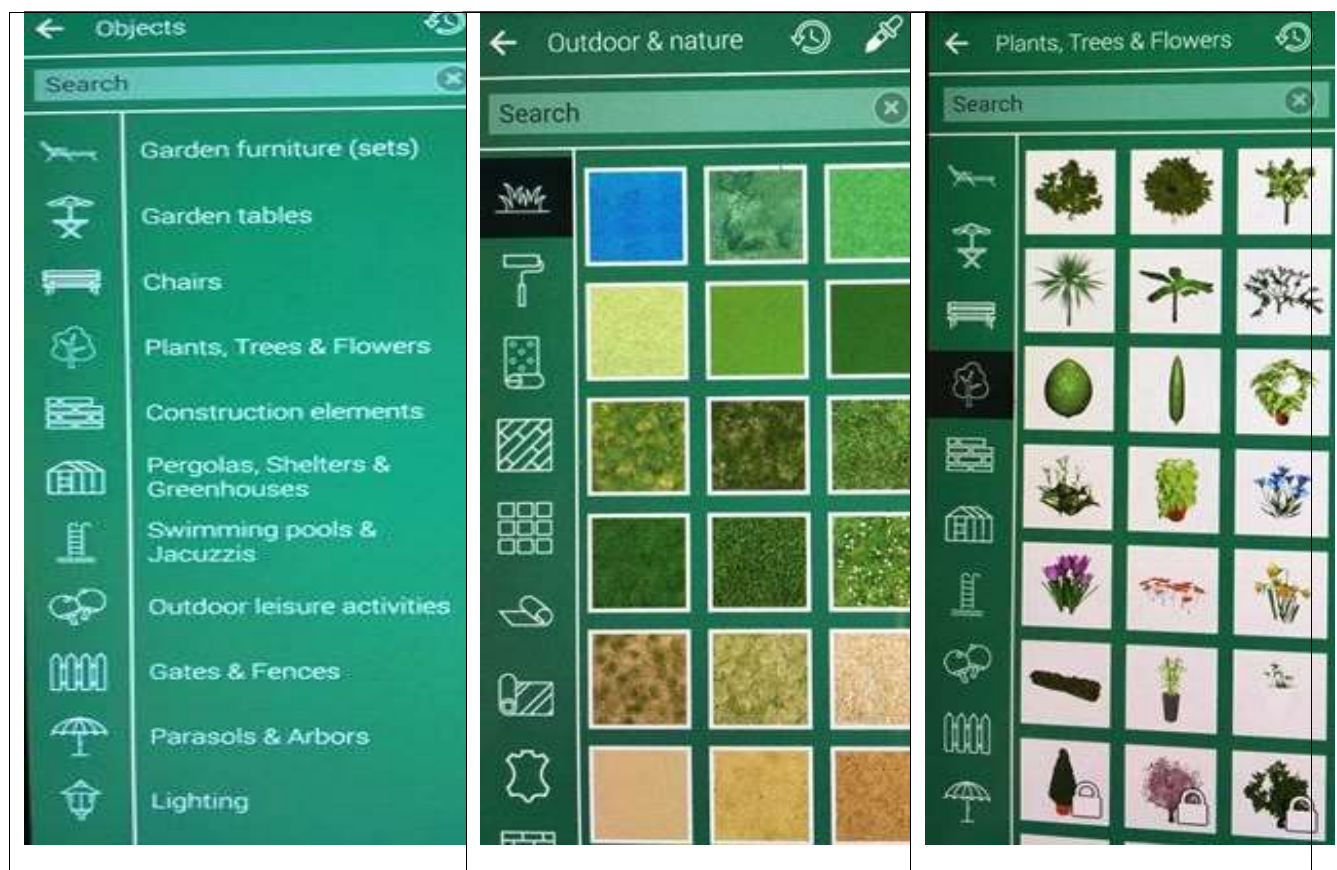
<https://www.youtube.com/watch?v=9AHUC0QXWXE>

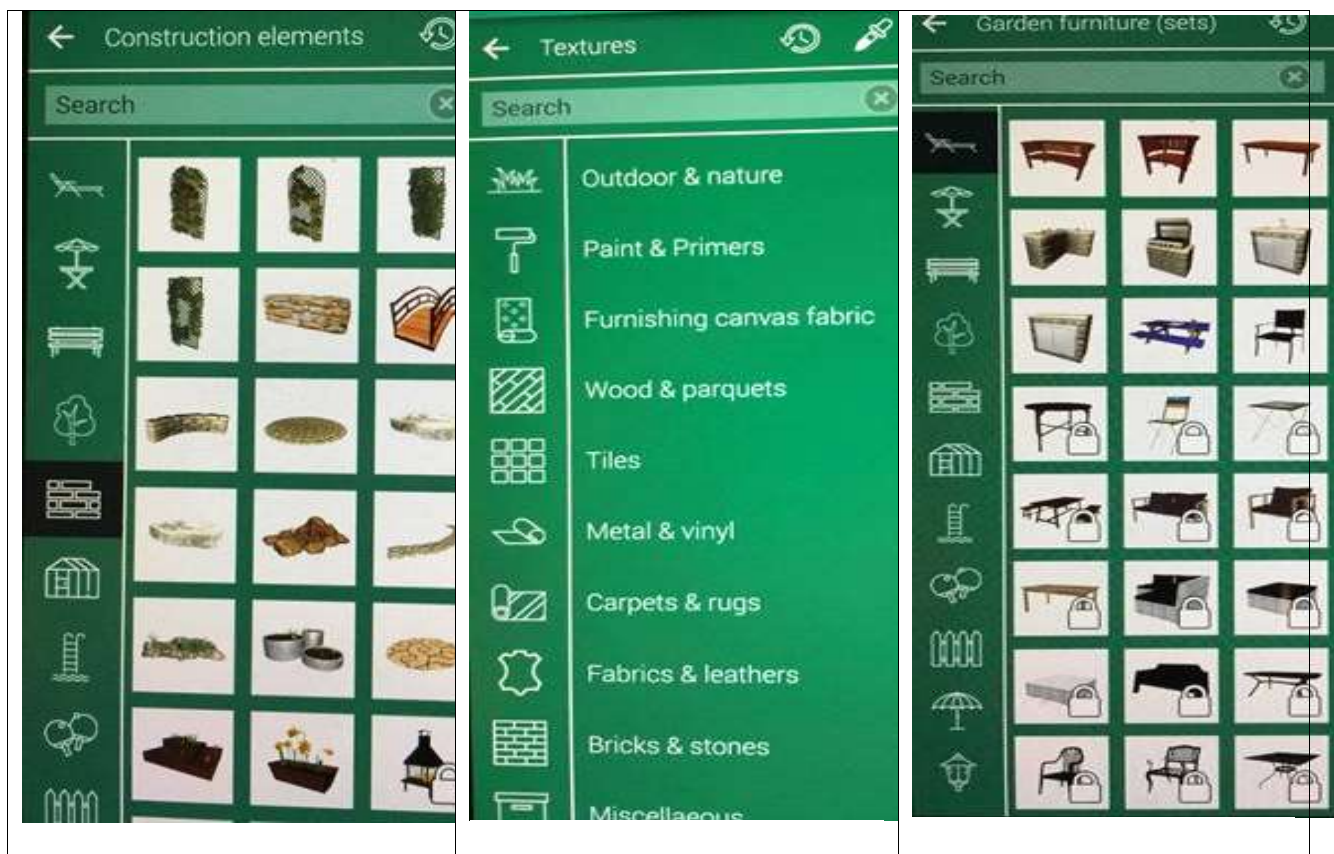
<https://www.youtube.com/watch?v=1fD1Tfqkipo>

„HD3D Outdoor” program

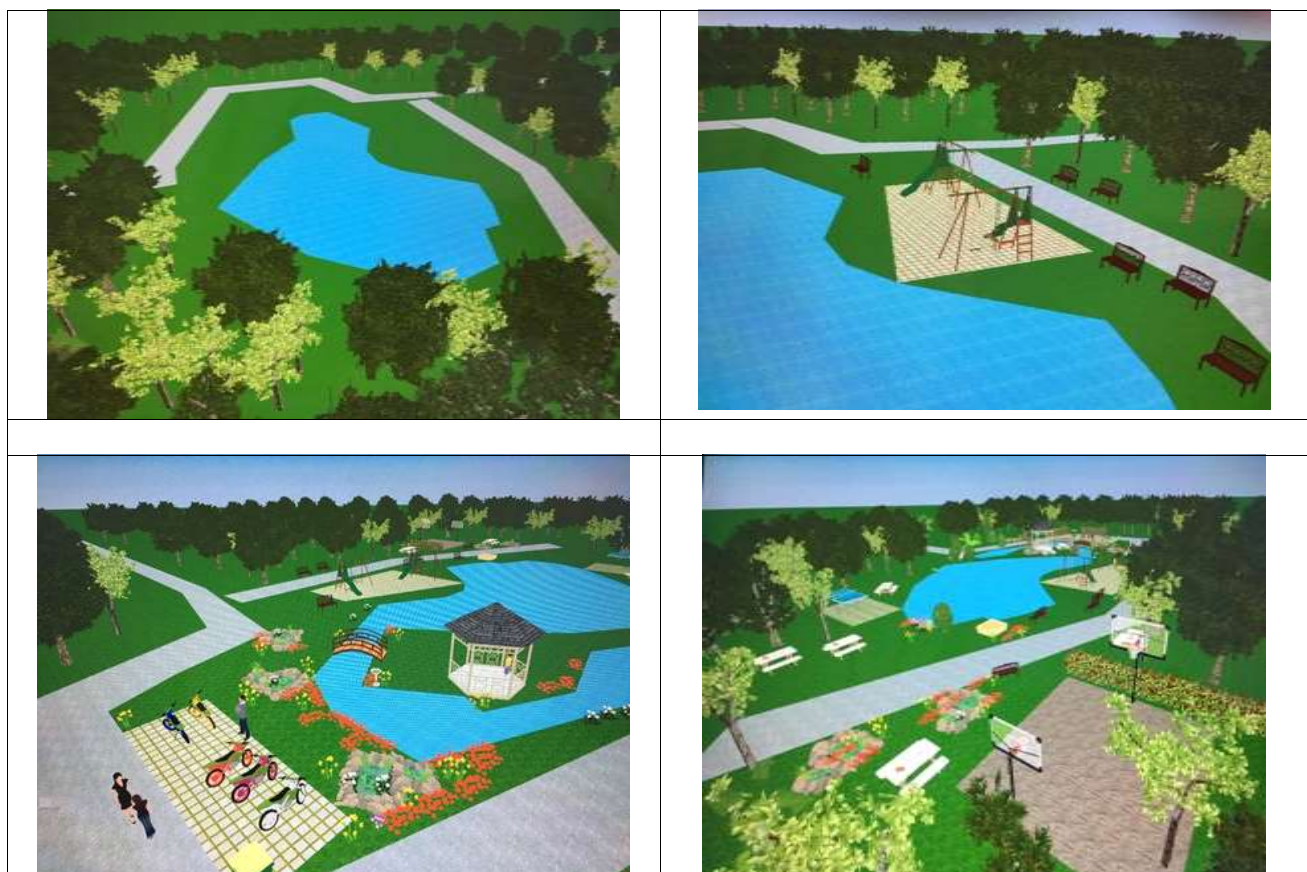



„HD3D Outdoor” program tools





„HD3D Outdoor” program
STUDENS PROJECTS









Discussion	
Recycle	<i>*Convert (waste) into reusable material.</i> <i>*Return (material) to a previous stage in a cyclic process.</i> <i>*Use again.</i>
Climate change	<i>*A change in global or regional climate patterns, in particular a change apparent from the mid to late 20th century onwards and attributed largely to the increased levels of atmospheric carbon dioxide produced by the use of fossil fuels.</i>
Ozone layer	<i>*A layer in the earth's stratosphere at an altitude of about 10 km (6.2 miles) containing a high concentration of ozone, which absorbs most of the ultraviolet radiation reaching the earth from the sun.</i>
Self-seeking	<i>*Having concern for one's own welfare and interests before those of others.</i>
Irresponsible	<i>* (of a person, attitude, or action) not showing a proper sense of responsibility.</i>

Write the correct Past Simple form of the verb		
Insert	inserted	<i>*Place, fit, or push (something) into something else.</i>
Paint		<i>*Cover the surface of (something) with paint.</i>
Change		<i>*Make or become different.</i>
Delete		<i>*Remove or obliterate (written or printed matter), especially by drawing a line through it.</i>
Arrange		<i>*Put (things) in a neat, attractive, or required order.</i>
Cut		<i>*Make an opening, incision, or wound in (something) with a sharp-edged tool or object.</i>
Paste		<i>*Insert (a piece of text or other data copied from elsewhere).</i>
Measure		<i>*Ascertain the size, amount, or degree of (something) by using an instrument or device marked in standard units.</i>

Rename		<i>*Give a new name to.</i>
Open		<i>*Move (a door or window) so as to leave a space allowing access and vision.</i>
Make		<i>*Form (something) by putting parts together or combining substances; create.</i>
Put		<i>*Move to or place in a particular position.</i>
Stand		<i>*Have or maintain an upright position, supported by one's feet.</i>
Catch		<i>*Intercept and hold (something which has been thrown, propelled, or dropped).</i>

New words		
Fir	*An evergreen coniferous tree with upright cones and flat needle-shaped leaves, typically arranged in two rows. Firs are an important source of timber and resins.	
Bush	*A shrub or clump of shrubs with stems of moderate length.	
Pavement	*A raised paved or asphalted path for pedestrians at the side of a road.	
Arbour	*A shady garden alcove with the sides and roof formed by trees or climbing plants trained over a framework.	
Lawn	*An area of short, regularly mown grass in the garden of a house or park.	