

LESSON PLAN

Subject: Foreign (English) language, Dance

Teachers: Saulius Rudelis, Anton Petrovskij

Class: 5a

School: Klaipėda Gedminai Progymnasium

Topic: „The ways you move your body are the language of their own“.

Objectives.

Working in groups students will name parts of body and face, will learn to describe person; will feel their body and will control the movements, will be able to improvise according the given tasks.

Level of learning: high.

Motivation of class.

Will learn to describe people appearance, show the word meaning by movements; working in groups will perform a new task – improvisation; will strengthen the sense of responsibility and self-interdependence.

Teaching activities

During the lesson different (discussion, questioning, group work, lecture) methods are used.

Using the questioning method, teachers give student a brief information about the body and education of kinesthetic powers (10 min.)

The next part of the lesson activity is organized according the method of group working. Students split into 5 different color groups. Each group according its color gets individual task: name, show and write down parts of the body (10 min.)

When the task is completed, students are acknowledged with the dance “If You’re Happy” (10 min.)

The next part is practical work – students in their groups create movements for certain parts of the body and present their work.

Evaluation.

Self-evaluation, non-formal evaluation.

Methods (short description)

Discussion – Exchange of ideas between several people is the best process of learning and teaching from one another.

In the classroom environment, discussion is the best way of promoting conducive learning and convenient teaching situation. It refers to the method of instruction which give pupils an opportunity to express their views or opinions orally on certain issues. One person speaks at a time, while others are listen. It doesn't always involve the presentation of new information and concepts. It also involves sharing of ideas and experiences ,solving problems and promoting tolerance with understanding. Discussion method is suitable in many situations and can be used in many situations of teaching and learning. There are different forms of discussion that can be used in the classroom.

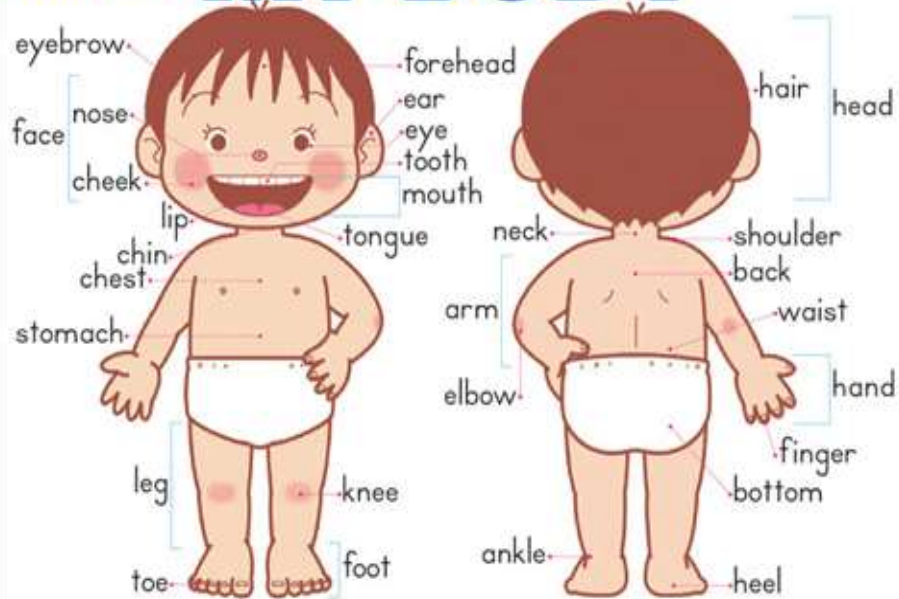
Questioning – "Good learning starts with questions, not answers". Questioning enables teachers to check learners' understanding. It also benefits learners as it encourages engagement and focuses their thinking on key concepts and ideas. Questioning also actively encourages the development of thinking and dialogue skills.

Teaching / Learning material

Dictionary

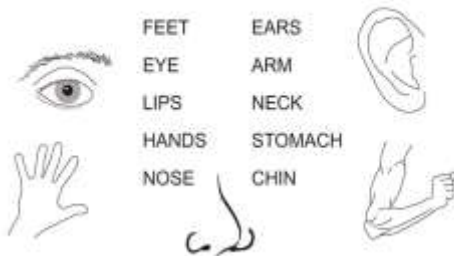
My Body	Mano kūnas
Cheek	Skrustas
Chin	Smakras
Ear	Ausis
Eye	Akis
Hair	Plaukai
Mouth	Burna
Nose	Nosis
Teeth	Dantys
Lips	Lūpos
Neck	Kaklas
Head	Galva
My Body	Mano kūnas
Cheek	Skrustas
Chin	Smakras
Ear	Ausis
Eye	Akis
Hair	Plaukai
Mouth	Burna
Nose	Nosis
Teeth	Dantys
Lips	Lūpos
Neck	Kaklas
Head	Galva
Foot	Pėda
Toe	Kojos pirštas
Squat down	Atsitūpti, pritūpti
Stand up	Atsistoti
Turn round	Apsisukti
Stand on tiptoe	Pasistiebti


MY BODY



Find the body parts written below in the crossword grid. Colour them.

P	E	Y	E	A	C	F	O	G	R
M	S	T	V	K	B	L	I	P	S
A	C	H	I	N	S	U	M	T	N
F	J	E	S	O	Q	Z	A	K	E
H	A	N	D	S	W	N	I	D	C
E	J	K	A	E	P	T	S	C	K
D	G	O	I	R	E	A	R	S	U
A	R	M	F	X	A	I	M	D	K
B	Y	H	E	J	L	F	E	E	T
S	T	O	M	A	C	H	Z	C	G





Do you know your body parts? Match the pictures with correct words.



If you're happy

If you're happy and you know it, clap your hands
 If you're happy and you know it, clap your hands
 If you're happy and you know it,
 And your face will surely show it
 If you're happy and you know it, clap your hands.
 If you're happy and you know it, shake your hand – hey, friend!
 If you're happy and you know it, shake your hand – hey, friend!
 If you're happy and you know it,
 And your face will surely show it
 If you're happy and you know it, shake your hand – hey, friend!
 If you're happy and you know it, give a smile
 If you're happy and you know it, give a smile
 If you're happy and you know it,
 And your face will surely show it
 If you're happy and you know it, give a smile.
 If you're happy and you know it, clap your hands
 If you're happy and you know it, shake your hand – hey, friend!
 If you're happy and you know it,
 And your face will surely show it
 If you're happy and you know it, give a smile.
 If you're happy and you know it,
 And your face will surely show it
 If you're happy and you know it, give a smile.