




**iPads School Learning For the Future**

**APPS FOR  
TEACHING  
AND  
LEARNING**

**NEWDIGITAL TRENDS**






# Apps for teaching and learning

This brochure was created as part of a collaboration on the Erasmus+ project:  
iPads School Learning For the Future  
*Project number: 2018-1-CZ01-KA229-048122*

Schools involved: Czech Republic, Základní škola a Mateřská škola Klíč s.r.o., Klášterní 2490, Česká Lípa Spain, Cooperativa de enseñanza Narval, Génova s/nº, Cartagena Portugal, Agrupamento de Escolas do Barreiro, Rua Ferrer Trindade, Urbanização da Escavadeira, Barreiro Estonia, Tartu Hiie Kool, Hiie 11, Tartu Croatia, I. Osnova škola Čakovec, Kralja Tomislava 43, Čakovec



<b>APPS FOR GAMES, QUIZZES AND PRESENTATIONS</b>	4
BookWidgets	4
TinyTap	6
Wordwall	6
Quizlet	8
WooClap	10
Quizizz	11
Prezi	13
Aha Slides	14
GoConqr	15
<b>APPS FOR PROGRAMMING</b>	16
Box Island	16
Grasshopper	17
Scratch	18
<b>APPS FOR READING AND WRITING, AND LEARNING LANGUAGES</b>	19
Write and Improve	19
Paper by We Transfer	20
Word Mover	21
ReadWorks	22
Google Play	23
<b>APPS FOR TESTING AND EVALUATING</b>	24
Microsoft Forms	25
Classtime	26
<b>APPS FOR VIDEO MAKING</b>	27
Spark Video	27
iMovie	28
Kawping	29
Moovly	30
Vimeo	31
Animoto	32



# APPS FOR GAMES, QUIZZES AND PRESENTATIONS

## BookWidgets



BookWidgets  
interactive learning

[www.bookwidgets.com](http://www.bookwidgets.com)

### Comments, tips, tutorials

Petra Plíhalová

*To create fun and interactive exercises.  
Possible to integrate to the Google Classroom very easily. Also, it really works as a widget in Google Classrooms (but only in Google Chrome).  
All quizzes and tests are corrected automatically.  
Possible to set as a homework or online class activity.  
Except the games, it also combines sources, texts, videos to let students learn at their own pace.  
  
Paid, but worth it. To try, they give one month free.*

### Links to other materials

link

Crossword

[https://www.bookwidgets.com/play/MHA5W8?teacher\\_id=5668307857309696](https://www.bookwidgets.com/play/MHA5W8?teacher_id=5668307857309696)

Hangman - English lesson - grade 3  
Vocabulary describing body and hair

[https://www.bookwidgets.com/play/YJ5AK7?teacher\\_id=5668307857309696](https://www.bookwidgets.com/play/YJ5AK7?teacher_id=5668307857309696)

Mind map  
Geography. Revision

[https://www.bookwidgets.com/play/RJ5ABN?teacher\\_id=5668307857309696](https://www.bookwidgets.com/play/RJ5ABN?teacher_id=5668307857309696)

Timeline - History lesson  
Czech famous kings of the Přemyslid Dynasty  
Put the kings into the correct order.  
Find their pictures on the internet.  
Add information, why they were important in the history.  
Hand-in.


[https://www.bookwidgets.com/play/WHA93N?teacher\\_id=5668307857309696](https://www.bookwidgets.com/play/WHA93N?teacher_id=5668307857309696)

Randomness  
Telling a story.  
Create a set of words which are coming in a random combination. Task is to create a story. Czech teachers also use it for lessons of Czech.


[https://www.bookwidgets.com/play/AJ49VM?teacher\\_id=5668307857309696](https://www.bookwidgets.com/play/AJ49VM?teacher_id=5668307857309696)

Phrasal verbs  
Practising vocabulary. Use the phrasal verb in the sentence.






<a href="https://www.bookwidgets.com/play/DG94SP?teacher_id=5668307857309696">https://www.bookwidgets.com/play/DG94SP?teacher_id=5668307857309696</a>	Wordsearch Find all the containers. Practising vocabulary.
<a href="https://www.bookwidgets.com/play/JJ49RH?teacher_id=5668307857309696">https://www.bookwidgets.com/play/JJ49RH?teacher_id=5668307857309696</a>	Arithmetic Arithmetic for grade 2. Counting a chain.
Other widgets	Spot the differences, Quiz, Worksheet, Bingo, Pair Matching, WebQuest, Flash Cards, Memory Game, Before/After, Random Images, Vimeo Player, Frame Sequence, Piano, YouTube player, Active Plot, Chart, Spreadsheet, FOrm/Survey, Checklist, ...



# TinyTap



App for iOS <https://itunes.apple.com/us/app/tinytap-educational-games/id493868874?mt=8>  
 App for Android [https://play.google.com/store/apps/details?id=it.tinytap.market&hl=en\\_US](https://play.google.com/store/apps/details?id=it.tinytap.market&hl=en_US)  
 Online [www.tinytap.it](http://www.tinytap.it)

## Comments, tips, tutorials


<p><i>Mari Tönisson</i></p>	<p><i>150 000 educational games made by teachers.          A lot of different subjects and topics.          For ages 2-14+.          Online and app.          Tool for creating interactive educational activities (only in the app, free).          Online is free (has Premium part also)</i></p>
-----------------------------	---

## Lesson plans


<p><a href="https://blog.tinytap.it/tinytap-courses/">https://blog.tinytap.it/tinytap-courses/</a></p>	<p>Introducing TinyTap Courses and tutorial</p>
<p><a href="https://blog.tinytap.it/ipads-in-the-classroom-5-ways-teachers-can-use-tinytap/">https://blog.tinytap.it/ipads-in-the-classroom-5-ways-teachers-can-use-tinytap/</a></p>	<p>iPads in the classroom: 5 ways teachers are using TinyTap</p>


## Links to other materials

<p><a href="https://www.tinytap.it/activities/g26iu/play/">https://www.tinytap.it/activities/g26iu/play/</a></p>	<p>Daily routine (Match)</p>
<p><a href="https://www.tinytap.it/activities/g2cc7/play/">https://www.tinytap.it/activities/g2cc7/play/</a></p>	<p>Robin Hood (Multiple choice and Gap)</p>
<p><a href="https://www.tinytap.it/activities/g24ns/play/">https://www.tinytap.it/activities/g24ns/play/</a></p>	<p>What time is it? (Gap)</p>
<p><a href="https://www.tinytap.it/activities/g2na3/play/">https://www.tinytap.it/activities/g2na3/play/</a></p>	<p>Newton's Laws (lesson plan and exercise)</p>



## Wordwall

 <a href="https://wordwall.net">https://wordwall.net</a>	
Comments, tips, tutorials	
<i>Ivana Ružić</i>	<i>The easy way to create your own teaching resources and educational games. Make custom activities for your classroom. Quizzes, match ups, word games, and much more. One activity you can transform to many other types, you can save as a pdf format and print it</i>
Lesson plans	
<a href="https://www.youtube.com/playlist?list=PLU5Rh1BZLa4XrHxR_1i2NWHk5lr32MRHp">https://www.youtube.com/playlist?list=PLU5Rh1BZLa4XrHxR_1i2NWHk5lr32MRHp</a>	<i>Tutorials - How to use it.</i>



## Quizlet

QUIZLET



[quizlet.com](https://quizlet.com)

### Comments, tips, tutorials

Petra Plíhalová

*Quizlet trains students via flashcards and various games and tests.*

*As a memorization tool, Quizlet lets registered users create sets of terms and definitions, or pictures customized for their own needs. These sets of terms can then be studied using a variety of modes.*

#### **Flash Cards**

*This mode is similar to paper flash cards. Users are shown a "card" for each term, which they can flip over. There is also the possibility to listen the pronunciation.*

#### **Gravity**

*In this study mode, definitions fall down the screen in the shape of asteroids. The user must type the term that goes with the definition before it reaches the bottom of the screen. It is one of the 'Play' study modes.*

#### **Write**

*In this study mode, users are shown a term, definition, or picture and must type the term or definition that goes with what is shown.*

#### **Spell**

*In this mode, the term is read out loud and users must type in the term with the correct spelling.*

#### **Match**


*In this study mode, students are presented with a grid of scattered terms. Users drag terms on top of their associated definitions to match them and remove from the grid and try to clear the grid in the fastest time possible.*

#### **Live**

*In this study mode, a Quiz-let user (usually a teacher) divides their class up into teams. In the team everybody sees the question but only one of them has the answer. Each team will have to choose the correct term/definition to win, with the team that has the most points winning. If the teacher decides to shuffle the teams, the groups are randomly put into new teams. If a player or team chooses the incorrect term or definition, the score will reset.*

#### **Test**

*In this mode, the programme chooses randomly exercises from all the*



	<i>modes to make the test. Whenever we create the test, it is different.</i>
	<i>It is possible to create classes and follow students' progress.</i>
Links to other materials	
<a href="https://quizlet.com/312200522/space-basics-flash-cards/">https://quizlet.com/312200522/space-basics-flash-cards/</a>	Geography - Space
<a href="https://quizlet.com/333051954/mapa-symboly-flash-cards/">https://quizlet.com/333051954/mapa-symboly-flash-cards/</a>	Geography - map symbols
<a href="https://quizlet.com/405195348/plural-flash-cards/">https://quizlet.com/405195348/plural-flash-cards/</a>	Plural in English
<a href="https://quizlet.com/315639237/whats-the-time-flash-cards/">https://quizlet.com/315639237/whats-the-time-flash-cards/</a>	What is the time?
<a href="https://quizlet.com/384210579/yle-movers-school-flash-cards/">https://quizlet.com/384210579/yle-movers-school-flash-cards/</a>	In the school



## WooClap

**wooclap**

Online: <https://www.wooclap.com/>

Comments, tips, tutorials

*Mari Tõnisson*

Classroom response system, students use smartphone, tablet or computer during live presentation.  
Questions types: multiple choice questions, polls, numerical value questions, matching, word clouds, [etc.](#)  
Integrates with PowerPoint, Keynote, Google Slides and PDF

[https://www.youtube.com/watch?v=x1yk\\_TfkHSY](https://www.youtube.com/watch?v=x1yk_TfkHSY)

Tutorial


<https://docs.wooclap.com/en/col/lections/83147-faq-en>

FAQ


<https://www.facebook.com/wooclap/>


FaceBook






## Quizizz


<p>Quizizz</p> <p><a href="https://quizizz.com">https://quizizz.com</a></p> 	
Comments, tips, tutorials	
Ivana Ružić	<i>Free tools to teach and learn anything, on any device, in-person or remotely.</i>
Petra Plíhalová	<p><b>Quizizz</b> is a creativity software that can be used in class, group works, pre-test review, exams, unit test and impromptu tests and it allows multiplayer and teachers are online at the same time. It can also be assigned as homework. It perfectly connects with Google Classroom.</p> <p>You can use two different modes: Quiz mode or Lesson mode. In lesson mode you add slides and create information content and feedback questions. Which can be used for teachers' phased learning or for self-study. In Quiz mode you create different questions.</p> <p>Memes are funny images that sometimes appear after a question is answered. It is always fun and motivating to create your own school memes. We created memes of teachers.</p>
	<p>Different types of questions can be set.</p> <p><b>Multiple choice</b></p> <p><b>Check box</b> - for more possibilities</p> <p><b>Fill-in-the-blank</b></p> <p><b>Open ended answer</b></p> <p><b>Poll</b></p>
Lesson plans	
<a href="https://quizizz.com/admin/quiz/5ccbf7b4956fb6001ae1193b/croatia">https://quizizz.com/admin/quiz/5ccbf7b4956fb6001ae1193b/croatia</a>	Quiz about Croatia
Links to other materials	
<a href="https://blog.quizizz.com">https://blog.quizizz.com</a>	Blog
<a href="https://quizizz.com/admin/quiz/5fa5a4b824a2e3001b508c13">https://quizizz.com/admin/quiz/5fa5a4b824a2e3001b508c13</a>	What is the time? Petra Plíhalová




<a href="https://quizizz.com/admin/quiz/5f7d9041fcf323001babbd0f">https://quizizz.com/admin/quiz/5f7d9041fcf323001babbd0f</a>	Multiplication 2 and 3
<a href="https://quizizz.com/admin/quiz/5f7852f98c403c001bba67d1">https://quizizz.com/admin/quiz/5f7852f98c403c001bba67d1</a>	Comparatives




## Prezi

 <a href="https://prezi.com">https://prezi.com</a>	
Comments, tips, tutorials	
<i>Ivana Ružić</i>	<i>the presentation software that uses motion, zoom, and spatial relationships to bring your ideas to life and make you a great presenter</i>
Lesson plans	
<a href="https://www.youtube.com/watch?v=Mesd637Z1IE">https://www.youtube.com/watch?v=Mesd637Z1IE</a>	<i>tutorial</i>
Links to other materials	
<a href="http://prezipresi.weebly.com">http://prezipresi.weebly.com</a>	<i>description</i>




## Aha Slides

 <a href="https://ahaslides.com/">https://ahaslides.com/</a>	
Comments, tips, tutorials	
<i>Mari Tõnisson</i>	Create interactive presentations - add slides with questions (polls, open-ended questions, word clouds, Q&A sessions, quiz competitions) Free for 20 students.
<a href="https://www.youtube.com/watch?v=6rMCQyGnvis&amp;t=467s">https://www.youtube.com/watch?v=6rMCQyGnvis&amp;t=467s</a>	Tutorial
<a href="https://www.facebook.com/AhaSlides/">https://www.facebook.com/AhaSlides/</a>	News
Lesson plans	
<i>Lesson plan</i>	Light-hearted debate Constructive Icebreaker Interactive Quiz Two Truths and a Lie
Links to other materials	
<a href="https://ahaslides.com/3643">https://ahaslides.com/3643</a>	Example - Hello class!




## GoConqr

 <a href="https://www.goconqr.com/en">https://www.goconqr.com/en</a>	
Comments, tips, tutorials	
<i>Jose A. Sánchez</i>	Global platform for digital learning content in order to empower educators and learners to reach their full potential. Free for teachers
Lesson plans	
<i>Lesson plan</i>	I have been using this app specially to evaluate students through online tests. But it can be used for many other contents.
Links to other materials	
<a href="https://www.goconqr.com/quiz/20446424/present-perfect-3-eso-test?locale=es-ES">https://www.goconqr.com/quiz/20446424/present-perfect-3-eso-test?locale=es-ES</a>	Present Perfect test (3°ESO)
<a href="https://www.goconqr.com/quiz/20094836/test-past-perfect-vs-past-simple?locale=es-ES">https://www.goconqr.com/quiz/20094836/test-past-perfect-vs-past-simple?locale=es-ES</a>	Test: Past Perfect vs. Past Simple
<a href="https://www.goconqr.com/quiz/20047349/past-continuous?locale=es-ES">https://www.goconqr.com/quiz/20047349/past-continuous?locale=es-ES</a>	Past Continuous
<a href="https://www.goconqr.com/quiz/16924054/what-are-these-things-made-of?locale=es-ES">https://www.goconqr.com/quiz/16924054/what-are-these-things-made-of?locale=es-ES</a>	Vocabulary: Materials "What are these things made of?"
<a href="https://www.goconqr.com/quiz/17568956/-idioms-test-">https://www.goconqr.com/quiz/17568956/-idioms-test-</a>	"Idioms" test




# APPS FOR PROGRAMMING

## Box Island

 <b>Box Island</b>	
iOS: <a href="https://apps.apple.com/us/app/box-island-award-winning-coding-adventure/id979579439">https://apps.apple.com/us/app/box-island-award-winning-coding-adventure/id979579439</a>	
Comments, tips, tutorials	
<i>Mari Tõnisson</i>	Only for iOS now. Teaching the fundamentals of coding. Beautiful 3D game world. 100 levels, where the first 10 levels are free.
<a href="https://www.youtube.com/watch?v=L2QwWEAMPAw">https://www.youtube.com/watch?v=L2QwWEAMPAw</a>	Tutorial
Lesson plans	
<i>Fundamental coding</i>	Teaching the fundamentals of coding: <ul style="list-style-type: none"><li>- algorithmic thinking</li><li>- pattern recognition</li><li>- sequencing</li><li>- loops</li><li>- conditionals</li><li>- debugging</li></ul>
Links to other materials	
<a href="https://www.youtube.com/channel/UCXs7kmOHJ-XjakZ4WkGJDZw">https://www.youtube.com/channel/UCXs7kmOHJ-XjakZ4WkGJDZw</a>	YouTube channel
<a href="https://www.youtube.com/watch?v=y2fYC7mvhsw">https://www.youtube.com/watch?v=y2fYC7mvhsw</a>	Box Island Coding Level 31 - 40





## Grasshopper



Grasshopper<sup>®</sup>

Comments, tips, tutorials

Jose A. Sánchez

*This is an app for iOs and Android. It teaches you to programme in JavaScript in a funny way, through quizzes and little games in which you can count on the help of a grasshopper.*

*The app proposes little challenges which will only take you five daily minutes to learn the basic ideas of this language.*


Links to other materials

<https://www.youtube.com/watch?v=ZGB6Q8bkI7c>


App review

<https://www.youtube.com/watch?v=TjraZkS2IAA>

Tutorial




## Scratch


 <a href="https://scratch.mit.edu">https://scratch.mit.edu</a>	
Comments, tips, tutorials	
<i>Ivana Ružić</i>	<i>With Scratch, you can program your interactive stories, games, and animations - and share your projects with other members of the online community. Scratch helps young people think creatively, think systematically and collaborate with each other - essential skills for life in the 21st century.</i>
Lesson plans	
<a href="https://scratch.mit.edu/explore/projects/tutorials/">https://scratch.mit.edu/explore/projects/tutorials/</a>	tutorials
<a href="https://scratch.mit.edu/studios/3457447/">https://scratch.mit.edu/studios/3457447/</a>	tutorials
Links to other materials	
<a href="https://scratch.mit.edu/ideas">https://scratch.mit.edu/ideas</a>	ideas



# APPS FOR READING AND WRITING, AND LEARNING LANGUAGES

## Write and Improve

 <p>WRITE and IMPROVE</p> <p><a href="http://Writeandimprove.com">Writeandimprove.com</a></p>	
Comments, tips, tutorials	
<p><i>Petra Plihalova</i></p>	<p><i>It is online English language writing assessment. It gives automated feedback. You can create your own tasks or use the offers. Also, students can create their own notebooks.</i></p> <p><i>Tasks are divided according to the levels.</i></p> <p><i>The feedback given is general, it only flags possible errors.</i></p> <p><i>It is FREE.</i></p> <p><i>The score is aligned to the Common European Framework of Reference (CEFR)</i></p>
Links to other materials	
<p><a href="https://www.cambridgeenglish.org/learn-in-english/free-resources/write-and-improve/">https://www.cambridgeenglish.org/learn-in-english/free-resources/write-and-improve/</a></p>	<p>Introduction</p>
<p><a href="https://help.writeandimprove.com/en/articles/3240638-getting-started-with-write-improve">https://help.writeandimprove.com/en/articles/3240638-getting-started-with-write-improve</a></p>	<p>How to start</p>



## Paper by We Transfer



### Paper by WeTransfer

(former Paper by FiftyThree)

App only for iOS: <https://itunes.apple.com/ee/app/paper-by-wetransfer/id506003812?mt=8&ign-mpt=uo%3D4>

Comments, tips, tutorials

*Mari Tõnisson*

It is paper in the iPad. Paper is organized into books. You can take notes, write, sketch and draw as in a paper booklet.

Lesson plans

*Handwriting*

Use the app like plain paper.

Links to other materials

<https://www.youtube.com/watch?v=xiranwQP1BU>

Tutorial



## Word Mover



Word Mover

App for iOS <https://itunes.apple.com/us/app/word-mover/id572997152?mt=8>

App for Android <https://play.google.com/store/apps/details?id=org.reading.wordmover&hl=et>

Online [http://www.readwritethink.org/files/resources/interactives/Word\\_Mover/](http://www.readwritethink.org/files/resources/interactives/Word_Mover/)

### Comments, tips, tutorials

Mari Tõnisson

*App for all ages to learn reading, writing and creating stories. You can choose words from word bank (English) or add our own words/letters (all languages).*

- 6 poem categories, each with the ability to personalize
- 12 backgrounds for stylizing poems
- Helpful instructions available throughout app
- Viewing of finished poem for proofreading
- Ability to save poem as draft or final version
- Ability to print poem
- Ability to send poem by e-mail

### Lesson plans

<http://www.readwritethink.org/classroom-resources/student-interactives/word-mover-b-30964.html#lessons>

Lesson plans

### Links to other materials

<https://www.youtube.com/watch?v=IK9ieqSp0ns>

Tutorial



## ReadWorks

**ReadWorks.org**

Online: <https://www.readworks.org>

Comments, tips, tutorials

*Mari Tõnisson*

A site that provides lot of articles from different topics for different ages. Nice way to develop english and biology (for example) during one lesson. Unfortunately couldn't find an app for this site. FREE content, curriculum, and tools to power teaching and learning from Kindergarten to 12th Grade

Lesson plans

<https://www.readworks.org/our-solutions>

- Reading Passages
- Question Sets
- Vocabulary
- ReadWorks Article-A-Day
- Paired Texts
- StepReads
- Lessons & Units
- eBooks
- Student Tools

Links to other materials

<https://www.readworks.org/find-content#!q:g:t:pt:features/>

Reading Packets


<https://about.readworks.org/how-to-use-the-site.html>

Tutorials






## Google Play


	
<a href="#">Google Play Books</a>	
Comments, tips, tutorials	
Jose A. Sánchez	<i>In this app you can find thousands of books (some are free). With it you can modify the size of the font and make the most of the reading experience. It is possible to read online without connection. There is also the option of adding pages and bookmarks, underlining or adding notes.</i>
Lesson plans	
Lesson plan	<i>Students can use this app specially in those moments of the lesson when they have already finished their tasks and they want to practice some reading.</i>
Links to other materials	
<a href="https://play.google.com/books/reader?id=vjD_CcXmj4gC&amp;hl=es&amp;pg=GBS.PP1">https://play.google.com/books/reader?id=vjD_CcXmj4gC&amp;hl=es&amp;pg=GBS.PP1</a>	Book: Good Health Habits
<a href="https://play.google.com/books/reader?id=ajYFUJQl4ZcC&amp;hl=es&amp;pg=GBS.PP1">https://play.google.com/books/reader?id=ajYFUJQl4ZcC&amp;hl=es&amp;pg=GBS.PP1</a>	Book: Good Nutrition Habits



# APPS FOR TESTING AND EVALUATING

## GoConqr

 <a href="https://www.goconqr.com/en">https://www.goconqr.com/en</a>	
Comments, tips, tutorials	
<i>Jose A. Sánchez</i>	Global platform for digital learning content in order to empower educators and learners to reach their full potential. Free for teachers
Lesson plans	
<i>Lesson plan</i>	I have been using this app specially to evaluate students through online tests. But it can be used for many other contents.
Links to other materials	
<a href="https://www.goconqr.com/quiz/20446424/present-perfect-3-eso-test?locale=es-ES">https://www.goconqr.com/quiz/20446424/present-perfect-3-eso-test?locale=es-ES</a>	Present Perfect test (3°ESO)
<a href="https://www.goconqr.com/quiz/20094836/test-past-perfect-vs-past-simple?locale=es-ES">https://www.goconqr.com/quiz/20094836/test-past-perfect-vs-past-simple?locale=es-ES</a>	Test: Past Perfect vs. Past Simple
<a href="https://www.goconqr.com/quiz/20047349/past-continuous?locale=es-ES">https://www.goconqr.com/quiz/20047349/past-continuous?locale=es-ES</a>	Past Continuous
<a href="https://www.goconqr.com/quiz/16924054/what-are-these-things-made-of-?locale=es-ES">https://www.goconqr.com/quiz/16924054/what-are-these-things-made-of-?locale=es-ES</a>	Vocabulary: Materials “What are these things made of?”
<a href="https://www.goconqr.com/quiz/17568956/-idioms-test-">https://www.goconqr.com/quiz/17568956/-idioms-test-</a>	“Idioms” test



## Microsoft Forms



### Office365: Microsoft Forms

#### Comments, tips, tutorials

Ivana Ružić

*Easily create surveys to gather feedback, measure satisfaction, and organize team events.  
Microsoft Forms is easy to use, works in all web browsers and comes with elaborate topics and questions, so you can have a great survey with a little effort.  
Quickly create tests to measure student knowledge, assess class progress, and focus on topics that need to be improved.  
Microsoft Forms allows you to award points for automatic grading and give additional instructions in the form of explanations, so testing students is easier than ever before.  
Find out what your class thinks about the idea for the trip and where the team wants to meet or how the participants feel about the presentation.  
Microsoft Forms adapts to each screen, so anyone can easily fill out a survey and collect real-time answers to get insights quickly.  
Microsoft Forms collects real-time responses and automatically generates graphs to visualize the data.  
The best thing is that by exporting to Excel you can take full advantage of this program for custom and in-depth analysis.*

#### Lesson plans


<https://support.office.com/hr-hr/article/stvaranje-obraSca-u-programu-microsoft-Forms-4ffb64cc-7d5d-402f-b82e-b1d49418fd9d>

tutorial

#### Links to other materials

<https://forms.office.com/Pages/ResponsePage.aspx?id=FvJamzTGqEurAgyaPQKQkSBVeSUaPSBLmG9ie4EJS9RUNUtVWVkyMVcxWENJV1VHUVNPNFAzN01PUy4u>

questionary



## Classtime



Classtime

<https://www.classtime.com/en/>

Comments, tips, tutorials

*Mari Tõnisson*

A solution for classrooms that complements in-class teaching with immediate feedback on students' level of understanding.  
Free 14 days.

- Question libraries
- Tech-enabled questions
- Beautiful math notations
- Images & YouTube

Lesson plans


<https://www.classtime.com/en/teaching-materials/>

Lessons

Links to other materials

[https://www.youtube.com/watch?v=mmtisRvZ0-4&feature=emb\\_logo](https://www.youtube.com/watch?v=mmtisRvZ0-4&feature=emb_logo)

Tutorial



# APPS FOR VIDEO MAKING

## Spark Video



Spark video

### Comments, tips, tutorials

*Petra Plihalova*

*Extremely easy to use with a lot of features. You can add photos, videos and icons very quickly. To make it look professionally, with one click add voice or soundtracks.  
So easy to use that we made beautiful videos with 8-year-olds.*

### Lesson plans

*Geography  
Climate zones*

*Climate zones  
Divide class into groups of 3 - 4.  
Each group is given one climate zone to make a video and introduce it.  
Introduce: character, fauna, flora  
Students present their work  
Example: <https://youtu.be/P48FvtyVaBM>*

## iMovie



### iMovie

App for iOS: <https://itunes.apple.com/us/app/imovie/id377298193?mt=8>

#### Comments, tips, tutorials

Petra Plíhalová

Great video editing software application available on iOS free. You can use any pictures, videos or music, or your voice. To compare other video apps e.g. Adobe Spark, Quik, it offers more features for editing the final video.

It offers two possible tools: Movie or trailers

TRAILARS. iMovie offers ready made templates to easily insert videos or photos. We use them for summarizing activities or introducing teams.

#### Lesson plans

*English-programming lesson*

*Ozobot Story*



*Ozobot story*

*You need: Ozobots Evo, iPads*

*It is necessary to pre-teach how to programme Ozobots. However, it is very easy, and even without "proper" explanation, children figured out how to do it themselves.*

*Task: Create a video story with the Ozobots as the stars.*

1. *Think up the story*
2. *Programme the Ozobots*
3. *Make the video*
4. *Put subtitles in the video*
5. *Present*

*Example from students from grade 5 (11 years old):*

<https://youtu.be/kffKR1fGlg0>

ICT lesson for the school  
Camp sport competitions

Sport team trailers

Example:

[https://youtu.be/4rZ-](https://youtu.be/4rZ-JoHyqH8)

[JoHyqH8,](https://youtu.be/4rZ-JoHyqH8)

<https://youtu.be/DUITFG>


[BTYI0](https://youtu.be/DUITFG)

Create your team trailers for the competitions


Use: iMovie app


1. Choose the template
2. Think up the story
3. Make the photos and videos
4. Finish the video with the headings and other additional text
5. Present





## Kawping

	
Online: <a href="https://www.kapwing.com">https://www.kapwing.com</a> iOS: <a href="https://apps.apple.com/us/app/kapwing/id1023649875">https://apps.apple.com/us/app/kapwing/id1023649875</a>	
Comments, tips, tutorials	
<i>Mari Tõnisson</i>	A collaborative platform for creating images, videos, and GIFs.
<a href="https://www.youtube.com/channel/UCR5GrKMeaZJxPKVMdEgKKA">https://www.youtube.com/channel/UCR5GrKMeaZJxPKVMdEgKKA</a>	Tutorials
Lesson plans	
<a href="https://www.kapwing.com/resources/tag/education/">https://www.kapwing.com/resources/tag/education/</a>	Inspiration for lessons, teacher training guides, and K12 getting started materials.



## Moovly



<https://www.moovly.com>

### Comments, tips, tutorials

*Ivana Ružić*

With the Moovly we can create video and share with others. Pick a template from our growing list of professionally made video templates and modify it to meet your needs. Or start from a blank canvas and build your video the way you like it. Drag and drop images, videos and sounds. Animate and synchronize. Browse through millions of royalty-free illustrations, photos, footage, music and sounds to build the video you need in any style you like. Customize every single aspect of your video with full flexibility. Download your video to share with a restricted audience or publish it on any video platform or your social network.

### Lesson plans


<https://www.moovly.com/students>

*tutorials*


### Links to other materials


<https://www.youtube.com/watch?v=qYH8Vr4U420>

*tutorials*




## Vimeo

 <a href="https://vimeo.com">https://vimeo.com</a>	
Comments, tips, tutorials	
<i>Ivana Ružić</i>	Vimeo was born in 2004, created by a group of filmmakers who wanted an easy and beautiful way to share videos with their friends. Working steps: Choose a template, add in your own clips, or find a perfect shot from our unlimited stock library. Customize colors, fonts, layouts, and more to find the right look for your business. Then let our smart editor turn your edits into a polished, eye-catching video.
Lesson plans	
<a href="https://www.youtube.com/watch?v=MUTXqJ56cJY">https://www.youtube.com/watch?v=MUTXqJ56cJY</a>	<i>tutorial</i>
Links to other materials	
<a href="https://vimeo.com/64654583">https://vimeo.com/64654583</a>	<i>tutorial</i>



## Animoto

 <a href="https://animoto.com">https://animoto.com</a>	
Comments, tips, tutorials	
<i>Ivana Ružić</i>	With the Animoto we can create fun video slideshows to share with others. Working steps: Choose a storyboard template or start from scratch. Upload your photos and video clips or choose from our library of Getty Images stock. Personalize by changing colors, text, and music. Produce and share your video with friends, family, and followers.
Lesson plans	
<a href="https://animoto.com/make/tutorial-videos">https://animoto.com/make/tutorial-videos</a>	<i>tutorial</i>
Links to other materials	
<a href="https://www.youtube.com/watch?v=qYH8Vr4U420">https://www.youtube.com/watch?v=qYH8Vr4U420</a>	<i>tutorial</i>

The European Commission's support for the production of this publication does not constitute an endorsement of the contents, which reflect the views only of the authors, and the Commission cannot be held responsible for any use which may be made of the information contained therein.