




➤ EMOTIONARTIC ◀



1/ Read these sentences and discuss with your partners if you are agree



"Every child is an artist. The problem is how to remain an artist once he/she grows up."  
— **Pablo Picasso**



"Painting is poetry that is seen rather than felt, and poetry is painting that is felt rather than seen."  
— **Leonardo da Vinci**



"I dream my painting and I paint my dream."  
— **Vincent Van Gogh**



"Where words fail, music speaks."

— **Hans Christian Andersen**



Starting to paint, I felt gloriously free, quiet, and alone.

-**Henri Matisse**



"Music can change the world because it can change people."

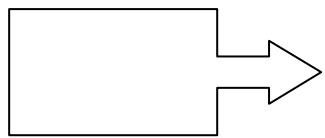
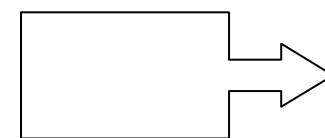
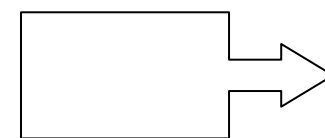
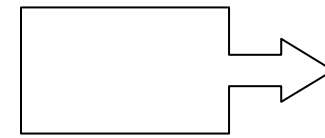
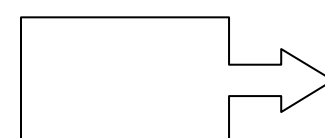

— **Bono.**

2/ What do you think when someone says **ART**? How many ways of art do you know? Write them.


3/ Do you believe art is a way to express our emotions? Why?

4/ Sometimes, we associate a color with a feeling or an emotion. Let's go to verify it!

Paint every feeling/emotion with the color that symbolizes it.

	<b>HAPPY/ HAPPINESS</b>
	<b>SAD// SADNESS</b>
	<b>PACE// PACEFUL</b>
	<b>EXCITED</b>
	<b>ANGER//ANGRY</b>
	<b>FEAR//SCARED</b>

5/ Do you know this picture? It was painted by Edward Munch.



Try to answer these questions:

- a) Describe the lines in this painting.
- b) How does the artist create contrast with the lines?
- c) Describe the colors in this painting. What do they mean?
- d) What do you feel when you look at the picture?
- e) What do you think that Munch wanted to express with this picture?

6/ Now, you are going to create your own master piece. Follow these easy steps

1<sup>st</sup> Choose one feeling or emotion

2<sup>nd</sup> Write a sentence related with it. For example:

***"I feel happy when Friday arrives"***

3<sup>rd</sup> Make a selfie showing this feeling/ emotion (Here you have an example)

You can use edition tools. Here you have some options (Paint, [Pixlr](#), [Pixlr editor](#)...). Don't forget to paint the frame with an appropriate color

4<sup>th</sup> Share this image (your teacher will explain you how to do it)

### HAPPINESS



***I'm happy when Friday arrives!***

Take a look: Our face show the emotions

