

Storyboard and Evaluation

Μαριάνθη Κοταδάκη










Σχολική Σύμβουλος Αγγλικής Γλώσσας

1



Storyboard: An Example

"CS2C: Fun with Storyboards" by Kenneth Chan

<p>1</p> 	<p>2</p> 	<p>3</p> 
<p>Establishing shot of classroom. One student snoring. One sits up in alarm over assignment.</p>	<p>Student feels overwhelmed. Voiceover: "I've never done this!" Camera pans slowly to make space.</p>	<p>Ideas surrounded by blurry thought bubble. Brainstorm may also be video montage surrounded by blurry frame.</p>
<p>4</p> 	<p>5</p> 	<p>6</p> 
<p>Moment of clarity. "Aha!" Ding or chimes; lightbulb moment.</p>	<p>Working in a dark dorm room. Sounds of clock ticking and pencil scratching on paper.</p>	<p>Proudly shows off finished storyboard. Wipes sweat off brow. Victory music. Zoom in on storyboard.</p>
<p>7</p> 	<p>8</p> 	<p>9</p> 
<p>Submitting via Coursework. Fade out as if ending.</p>	<p>Back to the classroom. Keep as similar as possible to original. "Elaborate on your storyboards!"</p>	<p>Back to the drawing board. Looking haggard but determined. Fade out.</p>

2

Πηγή : <https://acomp.stanford.edu/tutorials/storyboarding>





Erasmus+



Funded by the Erasmus+ Programme of the European Union



Storyboard: An Example

1		One afternoon, Alex, Tommie, Jon, Alan were playing basketball, when Alan called for the ball.
2		When Alex threw the ball, it hit Alan's head and he fell down. He slowly got up and saw his bleeding cut to everyone's surprise.
3		The whole class piled into the nurses' office and Alex layed down.

4		Mr. Kerpool phoned and the school bus came in 30secs like its time for a field trip. Says Mr. Kerpool "Goodnoon to"
5		Everyone but Alex gets in the rocket and they do a microscopic trip
6		They go into Alex's cut inside the rocket to teach the cells how to plateau mitosis.

3

Storyboard Creation: An Example

Two-column story table

Narrative (voice)	Images, media
Once upon a time there was a student who wanted to tell a digital story, but she just didn't know what to talk about. She wondered a lot- what would be most interesting to her? To her audience?	<i>Image of me, wondering</i>
That night at dinner she asked her parents if they had any good stories. They told her about her grandparents, and her early days as a baby (very embarrassing), and on and on. Still, it wasn't what she was looking for.	<i>Image of family dinner</i> <i>Me, embarrassed</i>
So, she went to see a psychic...	<i>Psychic, myself huddled around crystal ball, spooky music playing.</i>

4

Two-column story table, with pics

Narrative (voice)	Images, media
Once upon a time there was a student who wanted to tell a digital story, but she just didn't know what to talk about. She wondered a lot- what would be most interesting to her? To her audience?	 <i>Image of me, wondering</i> <small>http://www.istockphoto.com/stock-photo-107266670/illustration-by-visuals/674181051/4-02/Myriad2D-art-design-illustration-107266670.html</small>
That night at dinner she asked her parents if they had any good stories. They told her about her grandparents, and her early days as a baby	 <i>Image of family dinner</i> <small>http://www.istockphoto.com/stock-photo-107266670/illustration-by-visuals/674181051.html</small>
(very embarrassing), and on and on. Still, it wasn't what she was looking for.	 <i>Me embarrassed</i> <small>http://downloadlib.com/post/1117631/1117631-12773377346-w3620/1117631-12773377346-w3620.html</small>




Click the link below for directions on how to create a storyboard

http://www.educationscotland.gov.uk/informationliteracy/thirdandfourthlevel/tell/Storyboarding/resources/genericcontent_tcm4268053.asp

5

Why create a storyboard?

- It helps us organize events in a chronological order
- It forms a first depiction of our story
- We can spot possible "weak" points
- Encourages new ideas, reveals the need for modifications before the final product.



Tools: Pen & paper Microsoft Word, Excel, PowerPoint.

6



Erasmus+




Funded by the
Erasmus+ Programme
of the European Union




Δημιουργία StoryBoard για παιδιά από παιδιά




Frame 1 *Car driving on road*




Frame 2 *UFO above road*



Frame 3 *UFO close up*



Frame 4 *Ladder down*



Frame 5 *Person looking up at UFO*



Frame 6 *Person walking*

7

Evaluation

Rubrics

8





Erasmus+



Public Examples

Funded by the
Erasmus+ Programme
of the European Union



1 example: [εδώ](#)

2nd example: [εδώ](#)

3rd example: [εδώ](#)

4th example: [εδώ](#)

5th example: [εδώ](#)

