

28


Ahoj kamarádi, poznáte, která srdíčka jsou malá a která velká? Zakroužkujte červenou pastelkou velká srdíčka a modrou pastelkou malá srdíčka



This panel shows a worksheet with several heart shapes of different sizes. Some are already circled in red and blue. To the right is a collage of children sitting at a table, engaged in the activity.

28

Ahoj kamarádi, poznáte, která srdíčka jsou malá a která velká? Zakroužkujte červenou pastelkou velká srdíčka a modrou pastelkou malá srdíčka



This panel is identical to the previous one, showing the worksheet and the children's activity.

29



Children are sitting at a table, using tablets. One child is holding a circular object. The scene is decorated with purple butterfly cutouts.

29



Children are sitting at a table, using tablets. One child is holding a circular object. The scene is decorated with purple butterfly cutouts.

30



Children are standing in a room, holding a balance scale. They are comparing the weight of different objects.

30



Children are standing in a room, holding a balance scale. They are comparing the weight of different objects.

25




Children are sitting at a table, with their hands raised in the air. They are participating in an activity.

25




Children are sitting at a table, with their hands raised in the air. They are participating in an activity.

26



Two glass bowls are shown. The one on the right contains a red liquid, while the one on the left is empty.

26



Two glass bowls are shown. The one on the right contains a red liquid, while the one on the left is empty.

27



A child is sitting at a table, looking at several small cards or objects laid out in front of him.

27



A child is sitting at a table, looking at several small cards or objects laid out in front of him.

