

Aren't I Handsome?– documents with the teaching plan

This page is for teachers

What is needed:

In phase 1

Books

Cards to use in coral reading (the storyteller, the wolf, other persons)

List of words for word awareness

In phase 2

Working with key words:

Letters of different sorts and forms

Group work- what is needed

- 1. station: Books - 2-3 copies. Coral reading cards; the storyteller, the wolf, other persons.*
- 2. station: Pictures from the book.*
- 3. station: Words to pick, read and act.*
- 4. station: Bingo. Words and sentences.*
- 5. station: Give and take.*
- 6. station: Spelling. Words.*
- 7. station: Reading. Different books and fairytales*
- 8. station: words to put in the right order – making sentences.*

In phase 3

A3 sheets, books and pictures. Tablets or computers.

Assessment

Self assessment – work stations

Rubrics for the teachers to assess the storyline/story road and retelling work.

Document 1 – cards for coral reading

Thick paper – piece of wood

Storyteller

The wolf

Other persons

Document 2 – words for word awareness

Pick 5-10 words that shows up all over. The rest of the words are discussed here and there.

This page is for teachers

Words that describe persons

ravishing

pretty

handsome

most charming

marvellous

shine like a thousand stars

shine

dazzle

resplendent

radiate

light up

a marvel

jubilant

dreadful

a star of the wood

on top form

pale

look well

beautiful

Words that describe expression:

trumpet

boasts

sings

demand

asks

shorus

shouts

Document 3 – working with key words

This page is for teachers

Key word:

handsome h-and-some

- The teachers presents the keyword – handsome – chosen for this lesson plan.
- The meaning of the keyword are explained and the analytic activities based on the word are introduced.
- Three difficulty levels, taking account of the children’s individual needs and prior knowledge. Examples of activities are:
 - pupils put separate letters in order to create the keyword and then write it in their books
 - pupils find words within the keyword and make new words by rearranging letters, and write the words in their books
 - pupils find related words, synonyms or similar words, e.g. by adding different stems to the same prefixes or suffixes
 - pupils classify words based on their own ideas
 - pupils make word collections to display on a wall.

Different letters available for the pupils.

Document 4 - Work stations

Pair or group work, different activities at the same time – Analytic and synthetic activities.

Pupils chose workstation and work in pairs or threes and mark on assessment sheet when the tasks is complete.

- 1. Choral reading. Two groups of three at a time on the work station. They read the book as shown in phase 1. One reads as the wolf, the next as the other persons and the third as the storyteller. The pupils use cards to help remember their role. (see document 1). The book Aren't I handsome 3 copies.*
- 2. Pictures and paragraphs from the story. The pupils arrange the pictures in sequence and then put the paragraphs next to the right picture. If they like, they can write their own paragraphs. Two groups. (see document 5)*
- 3. Drama/acting out word. (see document 6).*
 - a. Pupils draw a word from a word bank and use a gesture to interpret the word. The other pupils try to find out what the word is. Group of 6 – 8 pupils.*
- 4. Bingo. Words or paragraphs. Pupils can be 4 in a group. Two groups. (see document 7).*
- 5. Give and take (see document 8).*
- 6. Spelling.. Pupils work in pares. One draws a word from a word bank and the other writes it in his book. (see document 9)*
- 7. Reading. Pupils choose a book to read , for themselves or they read in pares.*
- 8. Words in to phrases .Pupils get cards with single words and arrange in to phrases.(see document 10).*
- 9. The story in Puppet Pals. Pupils work together in pares or threes and use iPads to retelling the story.*

Document 5 – pictures and paragraphs from the story. Arrange the pictures in sequence and then put the paragraphs next to the right picture.









<p><i>‘Mmm! I’m ravishing! I think I’ll go for a little walk so everyone can admire me!’</i></p>	<p><i>He passes Little Red Riding Hood. ‘Oh what a pretty little outfit! Tell me, little strawberry, who is the most handsome, you or I?’ ask the wolf.</i></p>
<p><i>‘There, you see? Children always see the truth. I <u>am</u> the most charming animal of all?’ trumpets the wolf.</i></p>	<p><i>Then he meets the Three Little Pigs. ‘Hey, little ones! Taking a trot in the woods? Tell me, puffing piglets’ demands the wolf, ‘who is the most handsome animal?’</i></p>
<p><i>Then he meets the Seven Dwarfs. ‘Ho ho! You all look dreadful. You should think about taking a rest. Now then’ ask the wolf, ‘do you know – which of us is the most handsome?’</i></p>	<p><i>Next he meets Snow White. ‘Ooh lala! How pale you are. You don’t look well, my child. You should look after yourself. Now then, look carefully and tell me: who is the most handsome creature in the woods?’</i></p>

<p><i>‘Ho ho. Yes of course! Good answer, little one! I am the king of these woods. I am the most beautiful of all! Everyone adores me!’ shouts the wolf.</i></p>	<p><i>Then the wolf meets the little dragon. ‘Oh, hello. What a surprise. Are your mummy and daddy with you?’ checks the wolf, looking around.</i></p>
<p><i>‘Ah ha, perfect, perfect! Tell me, ridiculous little gherkin’ continues the wolf, ‘who is the most handsome beast that you know?’</i></p>	<p><i>‘The most handsome is my daddy, and he is the one who taught me how to breathe fire!’</i></p>
<p><i>‘Now stop asking me your silly questions and go away! I’m playing hide and seek with bird’ says the little dragon.</i></p>	

Document 6 - words to act out

<i>Snow White</i>	<i>beautiful</i>	<i>breath fire</i>	<i>king</i>
<i>pretty</i>	<i>charming</i>	<i>look dreadful</i>	<i>bird</i>
<i>marvellous</i>	<i>shine</i>	<i>pale</i>	<i>big wolf</i>

<i>ravishing</i>	<i>dazzle</i>	<i>shaking</i>	<i>pig</i>
<i>Little Red Riding Hood</i>	<i>dragon</i>	<i>dwarf</i>	<i>tree</i>

Document 7 – Bingo Words

BINGO

<i>handsome</i>	<i>marvellous</i>	<i>pretty</i>
<i>walk</i>	<i>ravishing</i>	<i>shine</i>
<i>dazzle</i>	<i>beautiful</i>	<i>dragon</i>

BINGO

<i>pretty</i>	<i>beautiful</i>	<i>dragon</i>
<i>shine</i>	<i>dazzle</i>	<i>walk</i>
<i>pigs</i>	<i>pale</i>	<i>shaking</i>

BINGO

<i>dazzle</i>	<i>pale</i>	<i>dragon</i>
<i>beautiful</i>	<i>pigs</i>	<i>shaking</i>
<i>marvel</i>	<i>dreadful</i>	<i>shine</i>

BINGO

<i>pigs</i>	<i>dreadful</i>	<i>marvel</i>
<i>handsome</i>	<i>shine</i>	<i>ravishing</i>
<i>pale</i>	<i>marvellous</i>	<i>walk</i>

Bingo - paragraph

<i>After breakfast the wolf puts on his favourite piece of clothing.</i>	<i>I think I'll go for a little walk so everyone can admire me.</i>	<i>Tell me little strawberry, who is the most handsome, you or I ?</i>
<i>I am the most charming animal of all, trumpets the wolf.</i>	<i>I shine and I dazzle.</i>	<i>I light up the woods with my looks.</i>
<i>You all look dreadful. You should take a rest</i>	<i>I am on top form today.</i>	<i>He taught me how to breathe fire.</i>

Bingo - paragraph

<i>Tell me little strawberry, who is the most handsome, you or I?</i>	<i>After breakfast the wolf puts on his favourite piece of clothing.</i>	<i>Children always see the truth.</i>
<i>You shine like a thousand stars.</i>	<i>I light up the woods with my looks.</i>	<i>I shine and I dazzle.</i>
<i>You all look dreadful. You should take a rest</i>	<i>I'm playing hide and seek with bird</i>	<i>Everyone adores me shouts the wolf.</i>




Bingo - paragraph

<i>I think I'll go for a little walk so everyone can admire me.</i>	<i>I am the star of the woods.</i>	<i>He taught me how to breathe fire.</i>
<i>Children always see the truth.</i>	<i>The most handsome is my daddy.</i>	<i>You all look dreadful. You should take a rest.</i>
<i>You shine like a thousand stars.</i>	<i>I'm playing hide and seek with bird</i>	<i>I am on top form today.</i>

Bingo - paragraph

<i>Tell me little strawberry, who is the most handsome, you or I?</i>	<i>Children always see the truth.</i>	<i>I am the most charming animal of all, trumpets the wolf.</i>
<i>I am the star of the woods.</i>	<i>I think I'll go for a little walk so everyone can admire me.</i>	<i>I shine and I dazzle.</i>
<i>Everyone adores me shouts the wolf.</i>	<i>The most handsome is my daddy.</i>	<i>I light up the woods with my looks.</i>

Document 8 – Give and take

 <p>I am the most <u>charming</u> animal of all.</p>	 <p>Oh what a <u>pretty</u> little outfit.</p>	 <p>Who is the most <u>handsome</u>? asks the wolf.</p>
<p><i>charming</i></p>	<p><i>pretty</i></p>	<p><i>handsome</i></p>
<p><i>charming</i></p>	<p><i>pretty</i></p>	<p><i>handsome</i></p>
<p><i>charming</i></p>	<p><i>pretty</i></p>	<p><i>handsome</i></p>



You shine like thousand stars, reply the pigs shaking.



The wolf meets the seven dwarfs.



The most handsome is my daddy says the little dragon.

shaking

dwarfs

dragon

shaking

dwarfs

dragon

shaking

dwarfs

dragon



I think I'll go for a little walk so everyone can admire me!



Next he meet Snow White.



My daddy taught me how to breathe fire.

little walk

Snow White

breathe fire

little walk

Snow White

breathe fire

little walk

Snow White

breathe fire

<i>Picture</i>	<i>Picture</i>	<i>Picture</i>
<i>word</i>	<i>word</i>	<i>word</i>
<i>word</i>	<i>word</i>	<i>word</i>
<i>word</i>	<i>word</i>	<i>word</i>

Document 9 – words and paragraphs for spelling.

<i>handsome</i>	<i>marvellous</i>	<i>ravishing</i>
<i>pretty</i>	<i>walk</i>	<i>shine</i>
<i>dazzle</i>	<i>beautiful</i>	<i>dragon</i>
<i>pigs</i>	<i>pale</i>	<i>shaking</i>
<i>marvel</i>	<i>dreadful</i>	<i>strawberry</i>

<p><i>After breakfast the wolf puts on his favourite piece of clothing.</i></p>	<p><i>I think I'll go for a little walk so everyone can admire me.</i></p>	<p><i>Tell me little strawberry, who is the most handsome, you or I?</i></p>
<p><i>Children always see the truth.</i></p>	<p><i>I am the most charming animal of all, trumpets the wolf.</i></p>	<p><i>You shine like a thousand stars.</i></p>
<p><i>I shine and I dazzle.</i></p>	<p><i>I light up the woods with my looks.</i></p>	<p><i>You all look dreadful. You should take a rest.</i></p>
<p><i>I am the star of the woods.</i></p>	<p><i>I am on top form today.</i></p>	<p><i>He taught me how to breathe fire.</i></p>
<p><i>I'm playing hide and seek with bird.</i></p>	<p><i>The most handsome is my daddy.</i></p>	<p><i>Everyone adores me shouts the wolf.</i></p>

Document 10 – words from paragraphs.

<i>After</i>	<i>breakfast</i>	<i>the</i>
<i>wolf</i>	<i>puts</i>	<i>on</i>
<i>his</i>	<i>favourite</i>	<i>piece</i>
<i>of</i>	<i>clothing.</i>	



<i>I</i>	<i>am</i>	<i>the</i>
<i>most</i>	<i>charming</i>	<i>animal</i>
<i>of</i>	<i>all,</i>	<i>trumpets</i>
<i>the</i>	<i>wolf.</i>	

<i>Tell</i>	<i>me</i>	<i>little</i>
<i>strawberry</i>	<i>who</i>	<i>is</i>
<i>the</i>	<i>most</i>	<i>handsome</i>
<i>you</i>	<i>or</i>	<i>I?</i>

<i>The</i>	<i>most</i>	<i>handsome</i>
<i>is</i>	<i>my</i>	<i>daddy</i>
<i>and</i>	<i>he</i>	<i>is</i>
<i>the</i>	<i>one</i>	<i>who</i>
<i>taught</i>	<i>me</i>	<i>how</i>
<i>to</i>	<i>breathe</i>	<i>fire.</i>

Form for assessment

Conversation/Names: _____

Explains and uses	Very well	Quite well	Could practice better
Setting -where and when			
Main character -one or more?			
Secondary characters -who?			
Storyline -what and why?			
Two stars and a wish			
What went well and we are satisfied with 			
What went well and we are satisfied with 			
Would need to practice a bit more: 