



Content

Unit/grade level.....	1
Goals:	1
Summary:	2
Teaching material (template):	4
Examles:	5
Sources:.....	6

Unit/grade level¹

unit	theme	grade level
Who I'am?	Perception of external and internal characteristics	1-2

Goals:

- perceive themselves in the mirror and describe external characteristics
- recognize the external characteristics of the classmates
- perceive internal characteristics, interests, difficulties and feelings
- use expressions in picture and writing
- presentation of own results
- formulate questions
- give Feedback

¹ Entire text is translated from German.



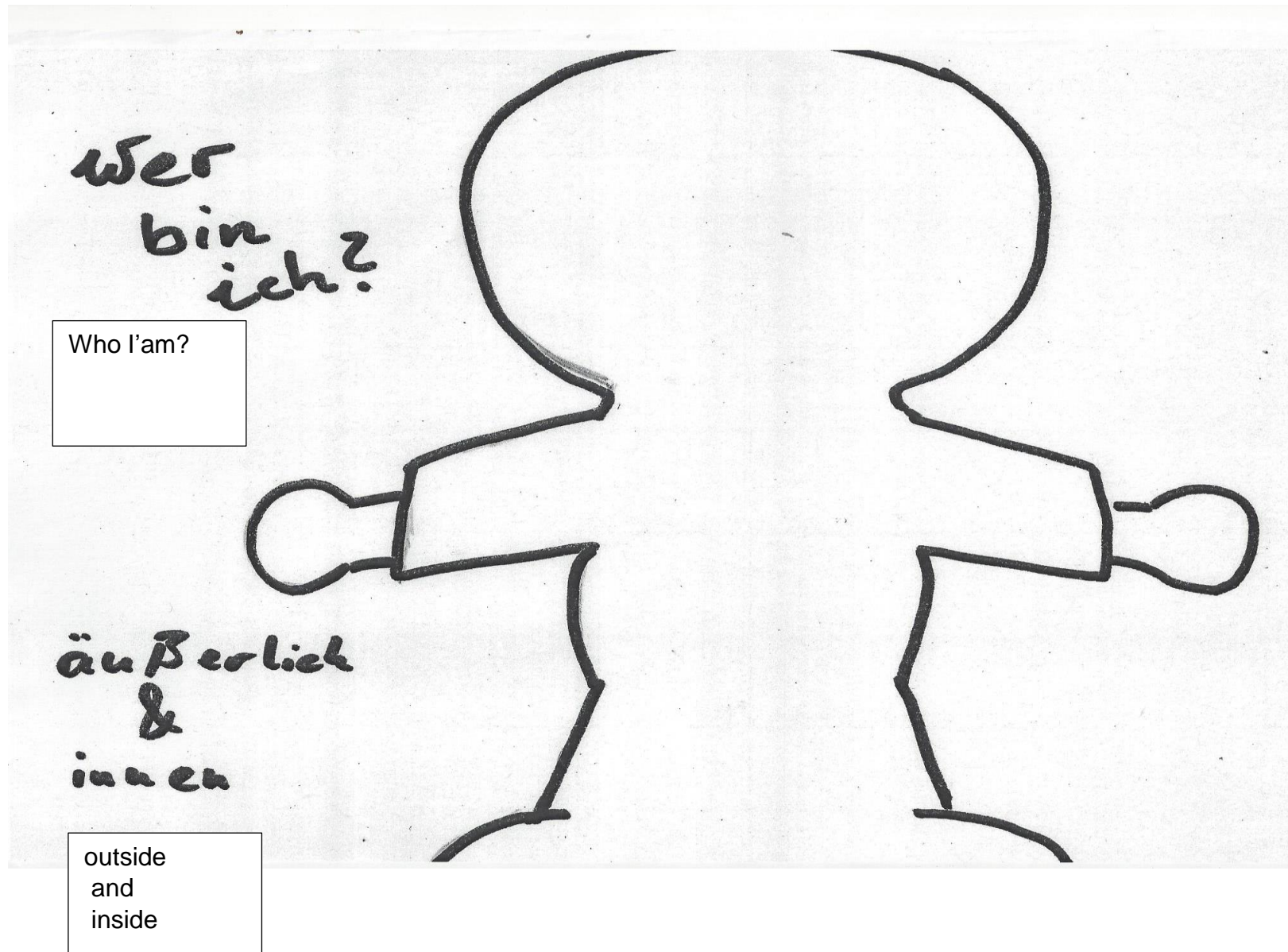
Summary:

Stunde/Thema	Inhalt	Schwerpunkte	Material	Feedback(difficults)
<p>1 How to recognize me?</p>	<p>to perceive oneself from the outside → pupils describe teacher, then sample is made on blackboard (alternatively known person/Idol) – pupils draw themselves to the template, expand this</p>	<p>Boy or girl, face, hair, clothing style, favorite colors, typical utensils</p>	<p>Mirror, template, example (teacher)</p>	<p>pupils can be motivated and implemented according to their abilities</p> <p>occasionally note that this is not art teaching, so everyone can trust</p>
<p>2 What can / do I like? - What can I improve?</p>	<p>perceive from the inside / reflect strengths and weaknesses as well as feelings → pupils transfer the new borders (for example by hair or utensils) of their figure to the back (on the window) → strengths, weaknesses, interests, feelings are shaped by word or image as a collage → cut out and collect hand-in-hand</p>	<p>interests, hobbies, abilities, desires, important persons (e.g., family),</p>	<p>template</p>	<p>problem: that the word "inside" does not mean organs pupils at the beginning of difficulties to reflect and express (word or picture)</p> <p>→ at the beginning, the pupils gathered various expressions, strengths, weaknesses and examples of the pupils at the board in words and pictures</p>





<p>3 This is me!</p>	<p>present the perceived - classmates ask questions and give feedback → pupils present results, first outside(so you know me) then inside (so you do not know me) → Classmates ask 3 questions and give 3 reviews in 3 steps (what I found good - what can you improve - what really great)</p>	<p>Perceiving and reflecting the other and himself: Presentation of the results, formulate questions, comply with feedback rules (statements and reasons)</p>	<p>product of the pupils</p>	<p>presentation at first voluntarily, through feedback the quality of the presentations increases with the following pupils (go to suggestions of improvement of the classmates) → difficulties have the pupils develop (questioning) → time problem with whole class → alternatively not in an hour all, but at the beginning of the next hours always one or two pupils</p>
---	---	--	------------------------------	--

Teaching material (template):



Examples:





Sources:

- template by Oliver Motzek
- examples from the beginning of the 2. grade