



Content

Unit/grade level:.....	1
Goals:	1
Summary:	2
Teaching material (template):	3
Examples for a UMPTACATAPETL:.....	3
Sources:.....	3

Unit/grade level:¹

unit	theme	grade level
UMPTACATAPETL ²	What do I perceive? What is truth?	3-4

Goals:

- interpret and question perceptions
- put together different perceptions in a picture
- recognize truth behind the picture

¹ Entire text is translated from German.

² Based on Activity 2.1 Elephant and the blind men (identity and culture); In: ACTIVE CITIZENS – FACILITATOR'S TOOLKIT 2014-15



Summary:

hour / topic	content	main emphasis	material	feedback (difficults)
1h part1 Umptacatapetl	<ul style="list-style-type: none"> - Entry question: What is a UPTACATAPETL? - shared reading the text together - Keywords (arms, fans ...) are recorded on the blackboard with cards or chalk (then the individual pictures can be connected to one another) - students should draw after the story (cards) - compare the results - optional: with chalk drawing of the single images this can now be connected to an elephant 	<ul style="list-style-type: none"> - Introducing the described perceptions - piece together the perception into one - Comparison to actual object - critical debate between perception and truth 	<ul style="list-style-type: none"> - text - cards or chalk 	<ul style="list-style-type: none"> - students very motivated by funny word (know this weeks later) - creative results in the character in an image - problem with abstraction to one picture
1h part2 our Umptacatapetl	<ul style="list-style-type: none"> - four students (blind men) each receive a bag with a figure (animals or part of the Lego figure) - Students describe without looking into what they feel → Key points on blackboard - the other students (kings) guess what the umptacatapetl is 	<ul style="list-style-type: none"> - perceive without the main sense of sight Describe perceptions succinctly - to join together parts of the perception - Comparison to actual object - critical debate between perception and truth 	<ul style="list-style-type: none"> - single figures animals - Lego figure (disassembled into head, leg, arm, body) - optional: dismountable artifacts, sliced carrot ... - pouches or opaque cloth bags 	

Teaching material (template):

- Text for students (English and German original version in the appendix)
- Board Cards (attached)
- Figures for splitting and feeling bags

Examples for a UMPTACATAPETL:

- Fairytale "Bremen Town Musicians" - 4 animals of the company Schleich (pictures: www.schleich-s.com)



- LEGO Stormtrooper (picture: www.lego.com)



- Carrot (wood cutting game Erzi 19378, also possible with real) (picture: www.ebay.de)



Sources:

- Text rewritten by Oliver Motzek, original text from: www.thur.de/philo/hegel/elefant.htm (3.12.2017)
- cards drawn by Oliver Motzek
 - ACTIVE CITIZENS - FACILITATOR'S TOOLKIT 2014-15; www.activecitizens.britishcouncil.org; p.57

The blind men and the UMPTACATAPETL

OMO

There were once five wise scholars. They were all blind.

These scholars were sent by their king on a journey and should find out what a UMPTACATAPETL is.

The five scholars now stood around the UPMPTCATAPETL, trying to get a feel for themselves.

When they got back to their king, they should now tell him about the UPMPTCATAPETL.

The first sage said, "A UMPTACATAPETL is like a long **arm**."

The second scholar said, "No, a UMPTACATAPETL is more like a **big fan**."

The third scholar said, "But no, a UMPTACATAPETL is like a **fat pillar**."

The fourth wise man said, "Well, I think a UMPTACATAPETL is like a **little stripe** with a few hairs at the end."

And the fifth sage told his king, "Well, I say a UMPTACATAPETL is like a **huge mass**, with curves and a few bristles on it."

After these contradictory statements, the scholars feared the wrath of the king, they could not agree on what a UMPTACATAPETL really is.

But the king smiled wisely:

"Thank you, because I know what a UMPTACATAPETL is.", **Because he could imagine the whole picture.**

The scholars lowered their heads in embarrassment after realizing that each of them had only touched part of the UMPTACATAPETL and that **they had been content with it too quickly.**



??? UPMPTCATAPETL ???

→ Be a king and imagine it. → Draw on the back.

Die Blinden und der UMPTACATAPETL

OMO

Es waren einmal fünf weise Gelehrte. Sie alle waren blind.

Diese Gelehrten wurden von ihrem König auf eine Reise geschickt und sollten herausfinden, was ein UMPTACATAPETL ist.

Die fünf Gelehrten standen nun um das UMPTACATAPETL herum und versuchten, sich durch Ertasten ein Bild zu machen.

Als sie zurück zu ihrem König kamen, sollten sie ihm nun über den UMPTACATAPETL berichten.

Der erste Weise sprach: "Ein UMPTACATAPETL ist wie ein langer **Arm**."

Der zweite Gelehrte sprach: "Nein, ein UMPTACATAPETL ist vielmehr wie ein großer **Fächer**."

Der dritte Gelehrte sprach: "Aber nein, ein UMPTACATAPETL ist wie eine **dicke Säule**."

Der vierte Weise sagte: "Also ich finde, ein UMPTACATAPETL ist wie eine **kleine Strippe** mit ein paar Haaren am Ende."

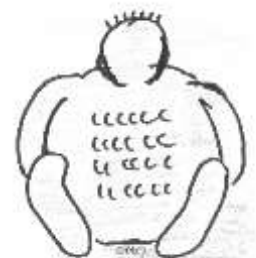
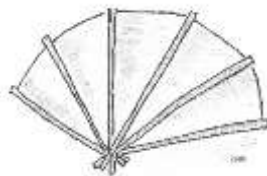
Und der fünfte Weise berichtete seinem König: "Also ich sage, ein UMPTACATAPETL ist wie eine **riesige Masse**, mit Rundungen und ein paar Borsten darauf."

Nach diesen widersprüchlichen Äußerungen fürchteten die Gelehrten den Zorn des Königs, konnten sie sich doch nicht darauf einigen, was ein UMPTACATAPETL wirklich ist.

Doch der König lächelte weise:

"Ich danke Euch, denn ich weiß nun, was ein UMPTACATAPETL ist.", denn er konnte sich **das ganze Bild vorstellen**.



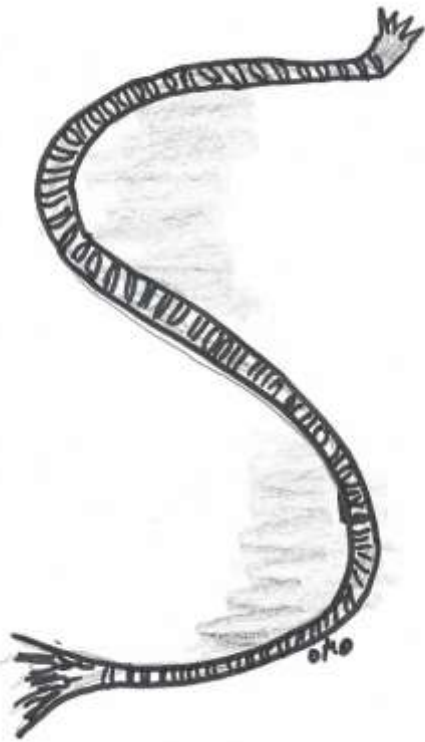
Die Gelehrten senkten beschämt ihren Kopf, nachdem sie erkannten, dass jeder von ihnen **nur einen Teil** des UMPTACATAPETL ertastet hatte und sie sich **zu schnell damit zufrieden gegeben hatten**.

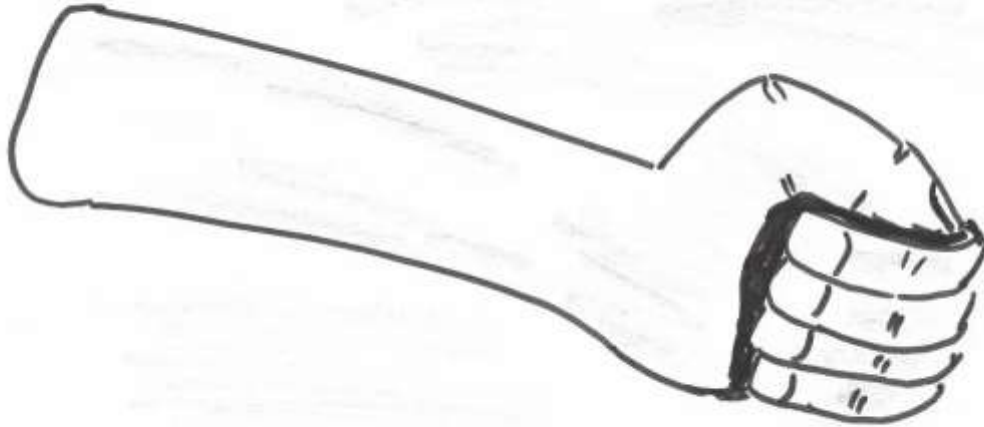


??? UMPTACATAPETL ???

→ Sei ein König und stell es dir vor. → Zeichne auf die Rückseite

Cards (original each A4)





OMO



OMO