



Erasmus+



## Erasmus+ KA2 Project

# “Ad-dicted to Education!”

The end of the project

Mobilities with pupils

More activities

Work in our school



## Newsletter 4

June 2021



Co-funded by the  
Erasmus+ Programme  
of the European Union

# END OF THE PROJECT

“AD-DICTED TO EDUCATION” is an Erasmus+ KA2 project that we have developed together with 5 other schools in Poland, Greece, Croatia, Romania and Italy for 2 years. Due to the situation caused by the pandemic during this second course we had to adapt our project and carry out virtually the mobility we had planned to carry out physically, using computer means, eTwinning and other applications and digital tools.

During the 2 years of the project, advertising has been the driving force behind the activities. This second year, the main objective has been to promote knowledge and care for the European Cultural Heritage. We have also worked on language competence (English, French and Spanish), as well as the use of New Technologies and digital tools in a collaborative way.

To this end, we have carried out various activities such as advertising posters, book trailers to celebrate Book Day, we have worked on the traditions and festivities of the partner countries, etc. In addition, we have carried out 2 virtual mobility with students organized by Italy and Spain, the latter being the final mobility of the project.

What remains to be done is to encourage the results obtained by this project to continue to be disseminated, to last over time and to be used by more people.

# Virtual mobility with students. Italy and Spain

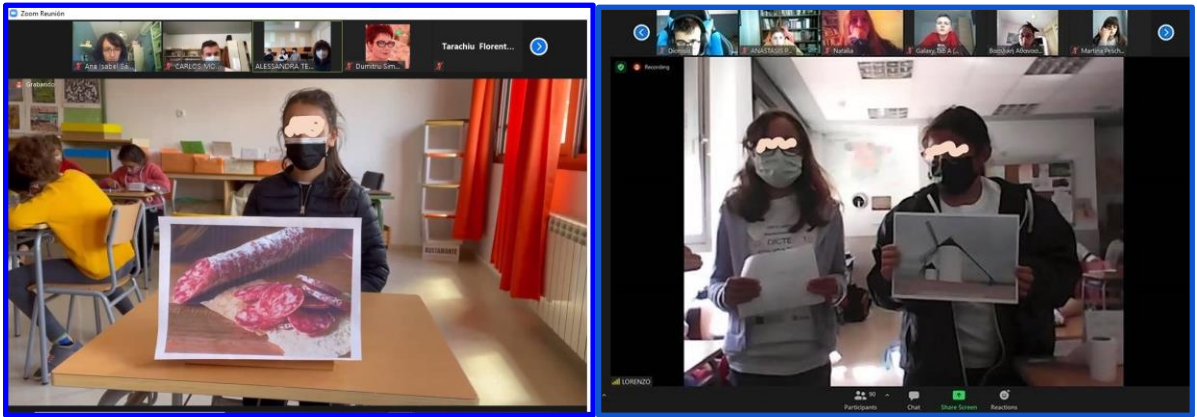
Teachers and students from all the project countries took part in the two virtual mobility events that took place in March and May, organized by Italy and Spain respectively.



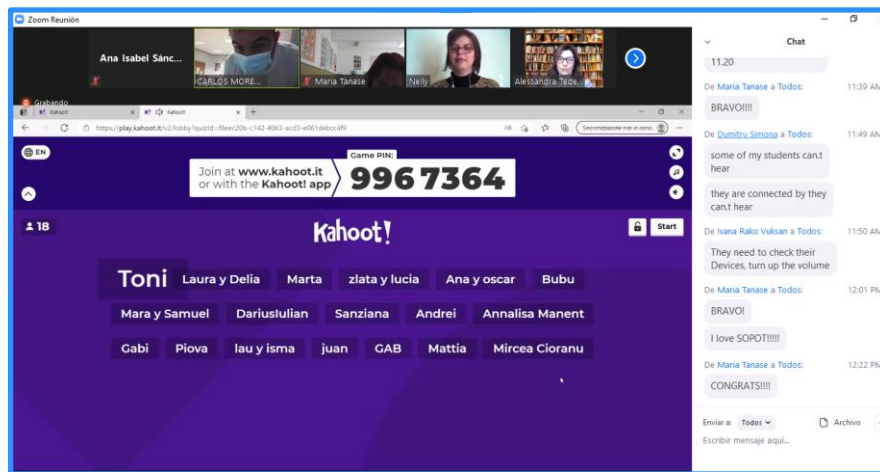
During these mobilities, activities related to traditions, monuments, gastronomy, etc.. were carried out. The aim was to enable pupils from all countries to get to know each other, communicate and work together in a collaborative way on European cultural heritage and advertising.

These activities were carried out using digital tools such as Zoom, eTwinning and Drive. Examples of these are:

- **Oral presentations** on local monuments and their conservation and on typical products of each country.



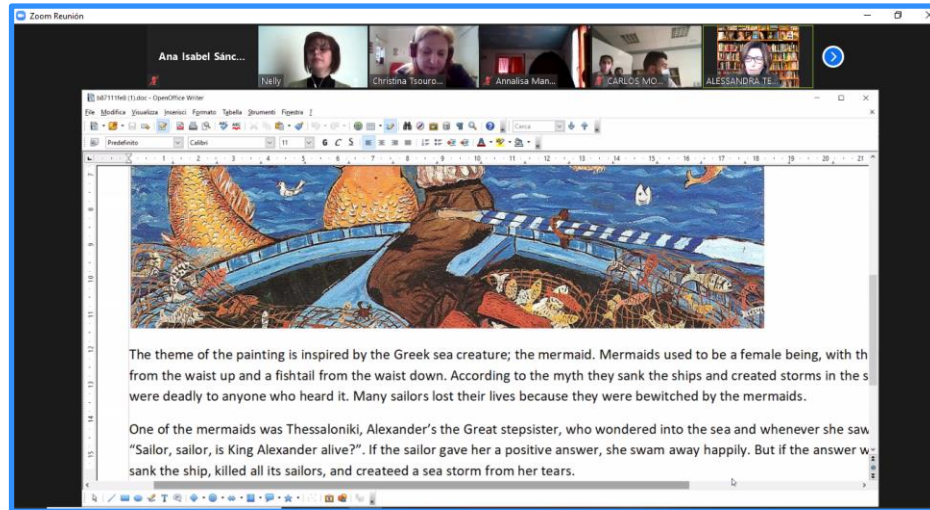
- **Kahoots** that were fulfilled by the participants from all the countries simultaneously.



- **Virtual maps** where monuments and the typical products of each country were located.

[Virtual map of monuments](#)

- **Workshops** in which children worked in a collaborative way about books, famous paintings, recipes...



The results of these workshops were: advertising posters about books ([e Book with publicity posters](#)), invented stories about pictures, [an international recipe book](#), advertising brochures to visit the countries of the project, etc.

VISIT TWO OF THE MOST HOSPITABLE COUNTRIES: SPAIN AND GREECE!  
 TRY OUR FOOD AND THE BEAUTIFUL BEACHES.....





[SPANISH AND GREECE SONG](#)

*Money isn't everything*



*Follow this course and your dreams will come true*

- **Dances:** each country prepared a dance with typical songs in order to encourage other children to dance.



### Poland dance

- **Cultural activities:** such as a visit to the UNESCO-protected Santa Giulia Musemu in Brescia (Italy), a sightseeing tour of Toledo or concerts by students from the host countries. For these activities we count on the collaboration of the Professional Conservatory of Music of Alcázar de San Juan and Campo de Criptana, and de DG of Tourism, trade and handicrafts.



## More activities

During the second and third term of the course, we focused on working on the traditions, festivities and gastronomy of the partner countries. The most relevant activities has been:

- **Analysis of advertisements** in which those topics appeared.
- Conducting **interviews** through which local traditions and festivities were explained. Then, through eTwinning, we will listen to the interviews of the other countries and learn about their traditions.

### [Interview conducted by the Italian centre](#)

Erasmus+ Twinning

**AD-DICTED TO EDUCATION**

**TRADITIONS AND FESTIVITIES**

1) Watch the videos and complete the chart

POLAND  
[https://pl.wikipedia.org/wiki/Festyn\\_pierzgnie\\_na\\_miechu\\_rybniki](https://pl.wikipedia.org/wiki/Festyn_pierzgnie_na_miechu_rybniki)

CROATIA  
[https://www.youtube.com/watch?v=6r\\_uTmJRF8I](https://www.youtube.com/watch?v=6r_uTmJRF8I)

ROMANIA  
<https://youtu.be/00P3M3Ck7GI>

NATION	POLAND	CROATIA	ROMANIA
NAME OF FESTIVITY	Festival Pierzgnie	Sinjka aka	Dragobete
WHEN	AUGUST	Every first Sunday of august since 1715	On 24 of february
WHERE	KRAKOW	In the city of sinj	In all the towns
DESCRIPTION OF FESTIVITY	It's a festival of the typical Polish dish "pierogi"	Sinjka aka is a competition that commemorates a Croatian-Venetian victory over Ottomans, it is an equestrian competition in which various horsemen riding at full gallop aim their lances at a hanging metal ring (aka)	Dragobete was the son of Baba Dochta, which stands for the main character in the myth related to spring arrival and the end of the harsh winter. The day is particularly known as "the day when the birds are betrothed". On this day, considered locally the first day of spring, boys and girls gather virtual flowers and sing together.
ARE THERE ANY SIMILAR FESTIVITIES IN ITALY? IF YES PLEASE WRITE THE NAME WHERE AND WHEN	Yes, there are In Barberano, a small town near Brescia, there is the festival of CASONCELLE (similar to pierogi)	There are many riding horse competition, but nothing similar than	Yes there is, a typical festival is held in San Viovente, "the Festival of the Jewes". It is on the 14th of february in all the Italy
YOUR COMMENT	I really like it	I really like it	I really like it

**LAS FALLAS**

**Una fiesta de la cultura Valenciana!**

Del 15 al 19 marzo

Para celebrar la llegada de la Primavera y el final del Invierno.

Los Ninots están listos para ser quemados!

Con una banda de música, con miles de fuegos artificiales y otras atracciones interesantes

**VEN, TE ASPERAMOS!**

- **Chat in French:** students who study French as a subject at their centers held a video conference to introduce themselves, talk about their hobbies, tastes, etc...

Erasmus+

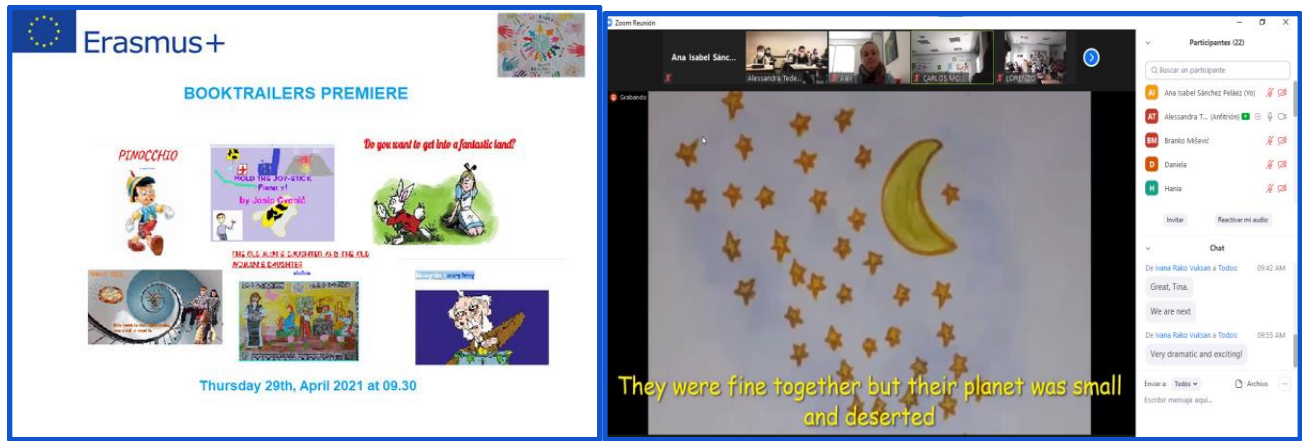
LET'S INTRODUCE OURSELVES IN FRENCH  
 SPAIN AND ITALY

WHEN?

Next Thursday, 18th February, 2021 at 10.00



- **Work on Book day:** each country works on a book by a national author and prepares a book trailer about it. The partners make a premiere via a videoconference to watch together the videos produced.



- **Recipe exchange:** each centre selects a typical recipe and uploads it to the Twinspace. Students from another country must prepare the proposed recipe and record a video of the preparation.



## Croatian fritters



### Preparation

1. Whisk the egg, add yogurt, sugar, rum and salt. Add flour and baking powder. Mix everything together. The dough should be thick.

### INGREDIENTS

- 1 egg
- 180 ml of liquid yogurt
- 2 tablespoons of sugar
- 1 vanilla sugar
- 1 teaspoon of rum
- a pinch of salt
- 200 g of smooth flour
- half of a baking powder sachet
- lemon zest or some cinnamon

2. Heat up the oil in a deeper pot. There should be enough oil that the fritters can swim in it. Once you have heated up the oil, reduce the heat to low. If you fry the fritters with high heat, they will not swell.

3. Take some dough with a spoon and put it in the oil.  
4. Once they are fried enough on one side, they usually turn over on the other side, if not, just touch them with a fork and they will turn.


5. Fry them over medium heat for a few minutes until they take on a golden-brown color. Finally, sprinkle them with sugar or topping as desired.



## Work in our centre

In addition, each educational centre has developed activities that were not originally foreseen in the project:

- **Get to know their own festivities and traditions such as Saint Antón, Saint Sebastián y Saint Isidro.** Here you can find all the information about [Tradition project](#)





- **Get to know the traditional games of the project countries**

In Infant Education we have learned in class and then, practiced psychomotor skills and in recess, traditional games of our country and the rest of the countries of the project. [Here you can find information about the project Traditional games](#)

Games from Spain such as Rayuela, Comba, Shoes from behind and Mouse that cat catches you; Games from Croatia, such as day and night; Games from Romania, such as Duck and Hunters.



- **Work on book's day**

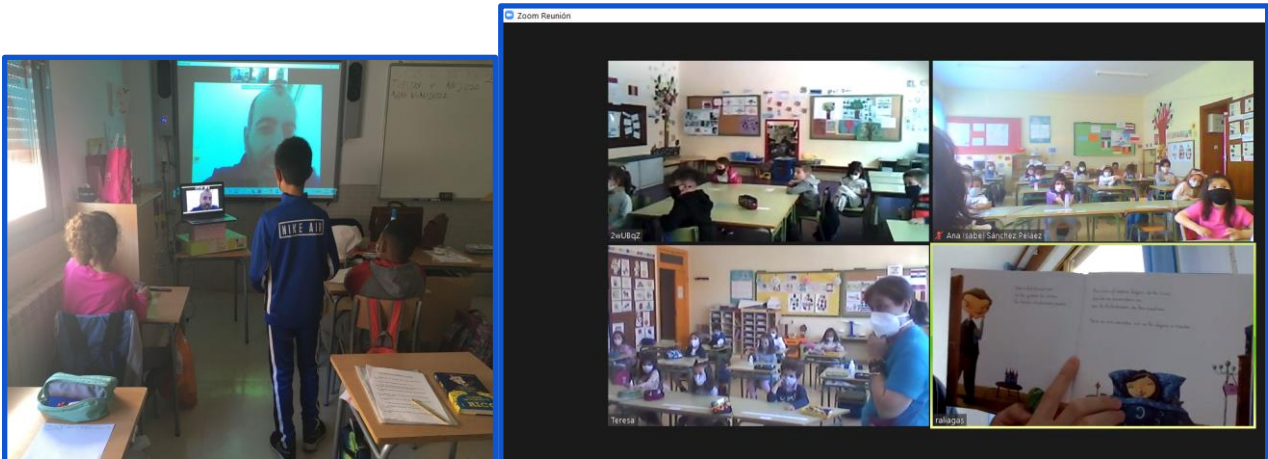
In Infant Education, during the month of April, we developed a project based on books by an author from our area, Roberto Aliaga. Some of the activities carried out are:

We read the books, we see the characters, we draw them, we dress up, we learn who the author is, we make bookmarks, etc...





We also have a video conference with the author where the children ask him a number of questions about his work and books. This activity has also been carried out in Primary Education.



Here you can find information about the project [Book's day project](#)

## Project Links

Twinspace <https://twinspace.etwinning.net/92792/pages/page/675505>

WEB <https://sites.google.com/view/ad-dicted-to-education/home>

### CEIP El Santo

C/ Juan Bautista de la Concepción, 12B

Alcázar de San Juan

926540709

[13000104.cp@edu.jccm.es](mailto:13000104.cp@edu.jccm.es)

[www.ceipelsanto.com](http://www.ceipelsanto.com)

Visit our social networks

Twitter: @CeipElSanto

[Facebook CEIP El Santo](#)

