



Erasmus+



Erasmus+ KA2 Project

“Ad-dicted to Education!”

Second year of project

First virtual mobility

Work with students

Work in our school



Newsletter 3

January 2021



Co-funded by the
Erasmus+ Programme
of the European Union

Second year of project

“AD-DICTED TO EDUCATION” is an Erasmus+ KA2 project that we developed together with 5 other centres in Poland, Greece, Croatia, Romania and Italy. In spite of the situation caused by the pandemic and the new rules that we have to comply with from the schools, during this course we continue working on this project.

In March of last year, when confinement was decreed and there were no face-to-face classes in any of the participating countries, we had to reinvent ourselves in order to continue working from home and to keep the pupils of the partner schools in touch. To this end, we continued to carry out the planned activities virtually and the pupils communicated through chats and video conferences, making use of the eTwinning platform. The planned mobilities to Croatia and Greece were postponed so that the pupils could meet and carry out activities together.

We started this course with the uncertainty and the prospect that it will be difficult to resume these trips along with the other two that were planned to Italy and our country, as a culmination of the project. Therefore, in order to adapt to the new situation, the activities planned for these trips are also being carried out virtually, using computer media, the eTwinning platform and other digital applications and tools.

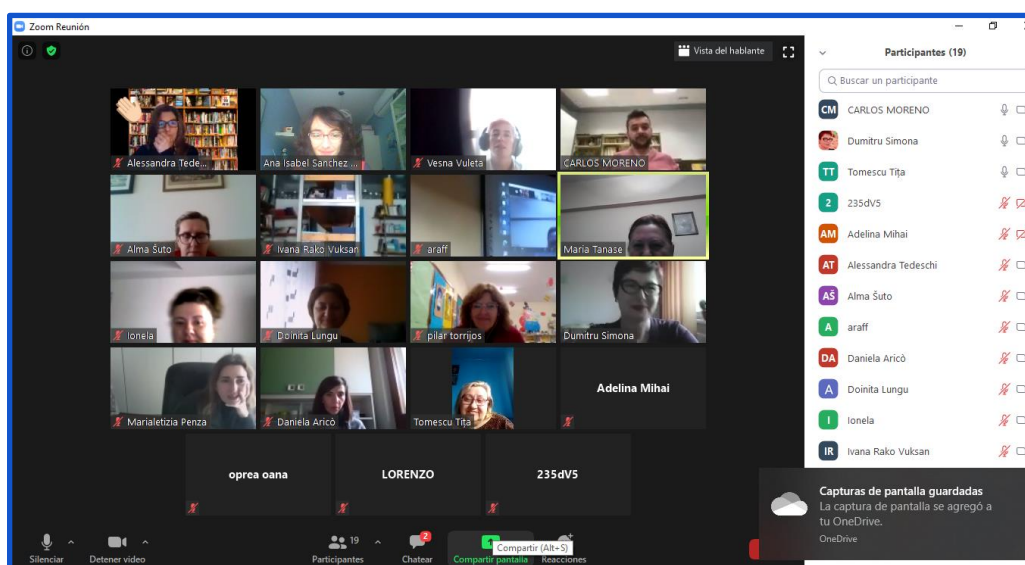
During the 2 years of the project, the publicity is the motivating axis of the activities that are developed. This second year has the fundamental objective of promoting the Knowledge and care of the European Cultural Heritage. In addition, we work on the linguistic competence (English, French and Spanish) as well as the use of new technologies and digital tools in a collaborative way.



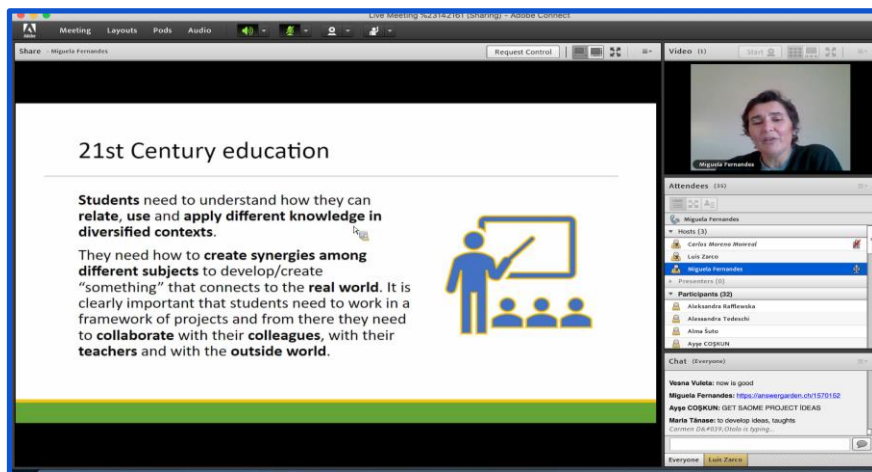
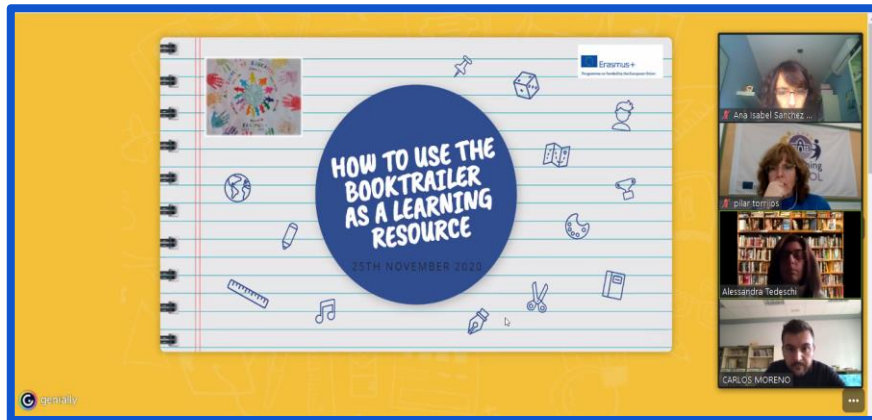
First online training event “ACTIVE METHODOLOGIES: EDUCATION THROUGH ADVERTISING”

Teachers from all the project countries attended the first joint short-term training event for staff “Active methodologies: Education through advertising” which was held virtually on 25, 26 and 27 November 2020.

This event was carried out using digital tools such as Zoom, eTwinning and Drive. Its main objectives were to learn about new teaching methods and didactic strategies to apply them to teaching practice and the development of our project. The aim was also to reach agreements on how to adapt our project during this second year to the new situation caused by the pandemic and to agree on basic aspects for preparing the next mobility to be carried out with the students virtually in March.



During this event, expert presentations were made on Active Methodologies: Project Based Learning, Cooperative Learning and the use of the Book Trailer as an educational tool, as well as workshops and talks to reach agreements on the development of the project.



The event was not only a space for meeting and reflection on the future of the project, but also an opportunity for the professional development of the participants and the centres to which they belong.

Working with students

In the first 3 months of the second year of the “Ad-dicted to Education!” project we have carried out different activities, most of them related to monuments in the partner countries as part of the work on European Cultural Heritage. The most relevant were:

- **Puzzles** about the monuments with the Jigsaw Planet application and uploaded to the project’s Twinspace so that they could be made by the other partners who had to guess which monuments it was. Here are some examples:



[Puzzle monument of Italy](#)

[Puzzle Capitolio Brescia](#)

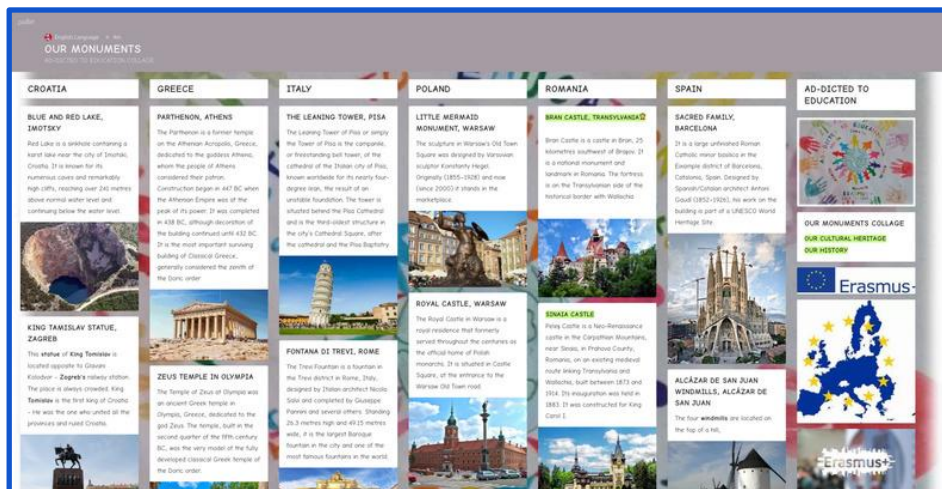
[La mesa del silencio, Rumanía](#)

[Monument of Warsaw](#)

- **Collages** of each centre with all the monuments worked.



Collage in Croatian's centre



Collage in Italian's centre

- Exposition of monuments made by students and families.

[Video Exposition Croatia](#)

Videos of our centre:

[Pre-Primary](#)

[Primary](#)



Online exhibition in the centre of Romania:

- Analysis of advertisements showing Christmas monuments and traditions.
- Erasmus days celebration. During the month of October, we celebrated this European initiative with different activities:
 - The students recorded videos telling what our project means to them.
 - We also made murals, drawings, writings, etc.



IcCENTRO1 Brescia (Italy)



ERASMUS+ 2019-1-ES01-KA229-065445_3



ERASMUS+ 2019-1-ES01-KA229-065445_3



AD DICTED TO EDUCATION




TOGETHER WE CAN DO GREAT THINGS
THANKS TO **ERASMUS+**

SCOLA GIMNAZIALA „ECATERINA TEODOROIU,, BRĂILA ROMÂNIA


This result reflects the views only of the authors, and the Education, Audiovisual and Culture Executive Agency and the European Commission cannot be held responsible for any use which may be made of the information contained therein.

ERASMUS+ 2019-1-ES01-KA229-065445_3

AD DICTED TO EDUCATION

SCOLA GIMNAZIALA „ECATERINA TEODOROIU,, BRĂILA ROMÂNIA

This result reflects the views only of the authors, and the Education, Audiovisual and Culture Executive Agency and the European Commission cannot be held responsible for any use which may be made of the information contained therein.



- Christmas activities:

-
- Videos in which the students spoke about some of the Christmas traditions of their own country.

Christmas [Traditions in Italy](#)

- Advent calendars related to the monuments worked.

[Advent calendar Poland](#)

- We work on the traditions of the rest of countries.



Befana from Italy heritage who brings presents to children.



Work on our centre.

Moreover, each school centre has developed activities that were not planned at the beginning of the project.

- **Exposition of our local monuments in Formma museum.**



- Work in Pre-Primary: Through the project we travel in Europe we have been learning things about the partner countries and their monuments: where they are located, what their flag is, what their capital is, etc.



In this link you can find all the information available [Project Viajamos por Europa](#)

- Nativity scene with characters and monuments of different countries.



Links of the project

Twinspace <https://twinspace.etwinning.net/92792/pages/page/675505>

WEB <https://sites.google.com/view/ad-dicted-to-education/home>



