

	Name:		N°:	
	Date: 15 October 2020		Class: 6WEW6 / 6WEW8	
	Teacher: Patrik Rebry, Marina Bacchini, Cristina Contessi		Marks:	100
Task reference	Make a short documentary film			
	BACK TO THE FUTURE OF PHYSICS <i>one small step towards the final frontiers</i>			

Deadline

Thursday 12 November 2020 at 19:00 pm (Belgian Students)

Monday 30th November 2020 at 19:00 pm (Italian Students)

Assignment


- Fate will decide WHAT topic you will work on and who you will work with.
- Each group will make an **entertaining** but highly **informative** documentary film on one of these topics:

TOPICS FOR THE BELGIAN TEAMS TOPICS FOR THE ITALIAN TEAMS

1	Our school's timetable and course subjects	Our school's timetable and course subjects	
2	Our school building and its premises	Our school building and its premises	
3	Our town and its green environment (e.g. Poelberg)	Our town and its green environment (e.g. VALLI DI COMACCHIO)	
4	A cultural tradition / folklore of our region: Sinterklaas and Black Peter	A cultural tradition / folklore of our region: BEFANA and SEGAVECCHIA	
5	Our Belgian delicacies and traditional dishes	Our Italian delicacies and traditional dishes	
6	Our "Venice of the North": the touristy, historical town centre of Bruges	The touristy, historical town of RAVENNA and its mosaics	
7	Ghent: the touristy students' town (where most of us will live and study next year)	BOLOGNA: the touristy students' town (where most of us will live and study next year)	

8	Our Belgian coast	Our ADRIATIC coast	
----------	-------------------	--------------------	--

Please turn to page 4 for further instructions; the rubrics on the next pages will serve as an evaluation and feedback form.



	Name of speaker:		N°:
	This feedback by:		N°:
	Date:	Marks:	70
Task reference	Make a short documentary film		
Film topic		



	OUTSTANDING!	OKAY	COULD BE BETTER	NEEDS IMPROVEMENT
entertaining	Your film is very entertaining, but not in a silly way.	Your film is quite entertaining, but too daft at times.	Your film is rather dull: uninteresting and uninspiring.	Your film is simply boring, a sheer waste of time.
	5	4 – 3	2 – 1	0
contents	Your film is highly informative and very interesting.	Your film gives a good impression of your topic.	Your film does not fully present the assigned topic.	You seem to have misunderstood the assignment.
	5	4 – 3	2 – 1	0
footage/ images	Your documentary is a well-made high quality film.	Your film is mostly of high quality but it misses focus.	Your film is quite unstructured.	Your film is of low quality: chaotic and monotonous.
	5	4 – 3	2 – 1	0
sound quality	The sound quality is as clear as the morning song of the nightingale.	Only sometimes it is hard to perceive what you say, which is annoying.	The lousy quality of sound hinders a good perception of the information.	The sound quality is so poor that we can hardly hear anything you say.
	5	4 – 3	2 – 1	0
timing	The stopwatch indicates between 3 and 4 minutes when your film ends.	As it is concise and appealing, it does not matter that your film is a bit too short/long.	Your film is too long or too short by over a minute.	Your film is by more than two minutes either too long or too short.
	5	4 – 3	2 – 1	0
teamwork	All members have participated to the same extent to create a	All of you make your appearance on the screen for about the same amount of time.	One of you seems to be less involved as (s)he doesn't appear on the screen as much.	Your documentary does not at all seem to be the result of thorough teamwork.

	successful teamwork.			
	5	4 – 3	2 – 1	0



	<p>BACK TO THE FUTURE OF PHYSICS</p> <p><i>one small step towards the final frontiers</i></p>	
---	--	---



	OUTSTANDING!	OKAY	COULD BE BETTER	NEEDS IMPROVEMENT
<p>Did the speaker mostly use spoken or written English? (language style)</p>	<p>You spoke in a superbly fluent, very enthusiastic and natural way. Congratulations!</p>	<p>You sounded quite nervous, but you were clearly well prepared and built your sentences on the spot. So why were you panicky?</p>	<p>At times, you did not sound natural. Had you learned your lines by heart perhaps? Please don't!</p>	<p>You did not talk, but mostly just read from a sheet. Sadly enough you sounded as a Wikipedia page at times.</p>
	10 – 9	8 – 7 – 6	5 – 4 – 3	2 – 1 – 0
<p>How was the speaker's body language? (posture)</p>	<p>You made a strong appearance on the screen: your eye-contact, gesture, and body movement were excellent really.</p>	<p>Use more gesture and mime. Smile at your audience and just relax. Don't be shy.</p>	<p>You made a shy / bored / nervous impression; e.g. do not wobble. Do not sit down when you talk to your audience!</p>	<p>We scarcely saw you when you were talking to us. Why did you not appear on the screen more?</p>
	10 – 9	8 – 7 – 6	5 – 4 – 3	2 – 1 – 0
<p>How was the speaker's grasp of the English language? (vocabulary & grammar)</p>	<p>You used a rich variety of words and grammatical structures. No real errors in word choice nor against grammar.</p>	<p>Very little errors in word choice. Avoid wordiness: try to be brief, but also repeat words for a better comprehension.</p>	<p>Little variety in word choice or grammatical structures. Look up the exact meaning of words. Use appropriate tenses.</p>	<p>Only basic words. Avoid vague and overused words like 'things'; use (online) lists of synonyms. Mistakes against tense formation.</p>
	10 – 9	8 – 7 – 6	5 – 4 – 3	2 – 1 – 0
<p>Was it easy to completely understand the speaker?</p>	<p>Your English is not only really fluent, it actually sounds quite authentic.</p>	<p>Few pronunciation mistakes; very clear voice.</p>	<p>You made a lot of pronunciation mistakes.</p>	<p>Sometimes it was rather hard to understand what you were saying.</p>

(pronunciation & clarity)	You did not make one pronunciation mistake. Good job!	However, at times you sounded quite monotonous. Do pay attention to the "music" of English.	Why did you not check the correct pronunciation of more words?	Please speak up! Talk more slowly.
	10 – 9	8 – 7 – 6	5 – 4 – 3	2 – 1 – 0

Further instructions

- Make an interesting film of **at least 3 minutes, but not more than 4**. Each member of your group should speak for an equal amount of time.
- Every single one of you should also **appear on the screen** for about the same amount of time. Remember to introduce yourself (= say your name).
- Use an **appropriate language style**: colloquial English (not written English), but not vulgar (e.g. do not use any slang or swear words). Speak and talk, certainly do not read. Remember that you do not want to sound like a walking Wikipedia page.
- Look up the **correct pronunciation** of words in the Free Online Dictionary of English Pronunciation (<http://howjsay.com>)
- Visualise** what you are talking about, as much as possible, by using all sorts of footage, e.g. maps, pictures, graphs etc.
- Please turn over again and have a close look at the rubric inside.