


# Christmas In Spain!

## Emergent Reader!



Name \_\_\_\_\_

**Main Idea**

Write or draw a picture of the main idea or topic.

Write or draw a picture of three details that support the main idea.

detail detail detail

K12 Identify the main topic and related details of a text. © 2010 Pearson Education, Inc.



# Directions for Making the Book

1. Copy pages 1/8 and 2/7 back to back.
2. Copy pages 3/6 and 4/5 back to back.
3. After you have copied, place in correct order.
4. Fold in the middle.
5. One staple in the middle and you have your book!

Enjoy reading the story! This story may be used for whole group, small group or individualized reading. It would be a great addition to your student's book boxes.

## Included:

- Eight page booklet
- Main Idea Printable
- Writing Printable



© Jill Richardson 2015 <https://www.teacherspayteachers.com/Store/Jill-Richardson-5016>





Spanish children receive gifts on January 6 from the Three Wise Men.

# Christmas In Spain!



Name: \_\_\_\_\_



Spanish children receive gifts on January 6 from the Three Wise Men.

# Christmas In Spain!



Name: \_\_\_\_\_



Christmas in Spain is called  
"Navidad."



Children write letters to their  
favorite Wise Man.



Christmas in Spain is called  
"Navidad."

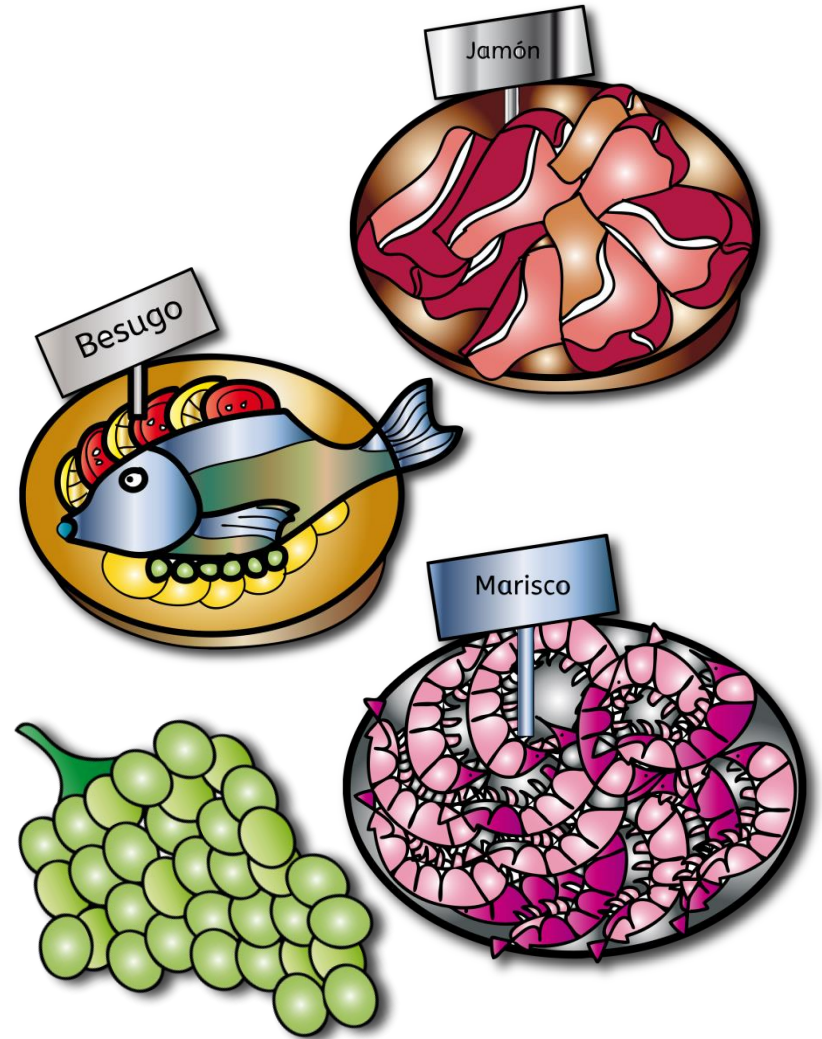


Children write letters to their  
favorite Wise Man.






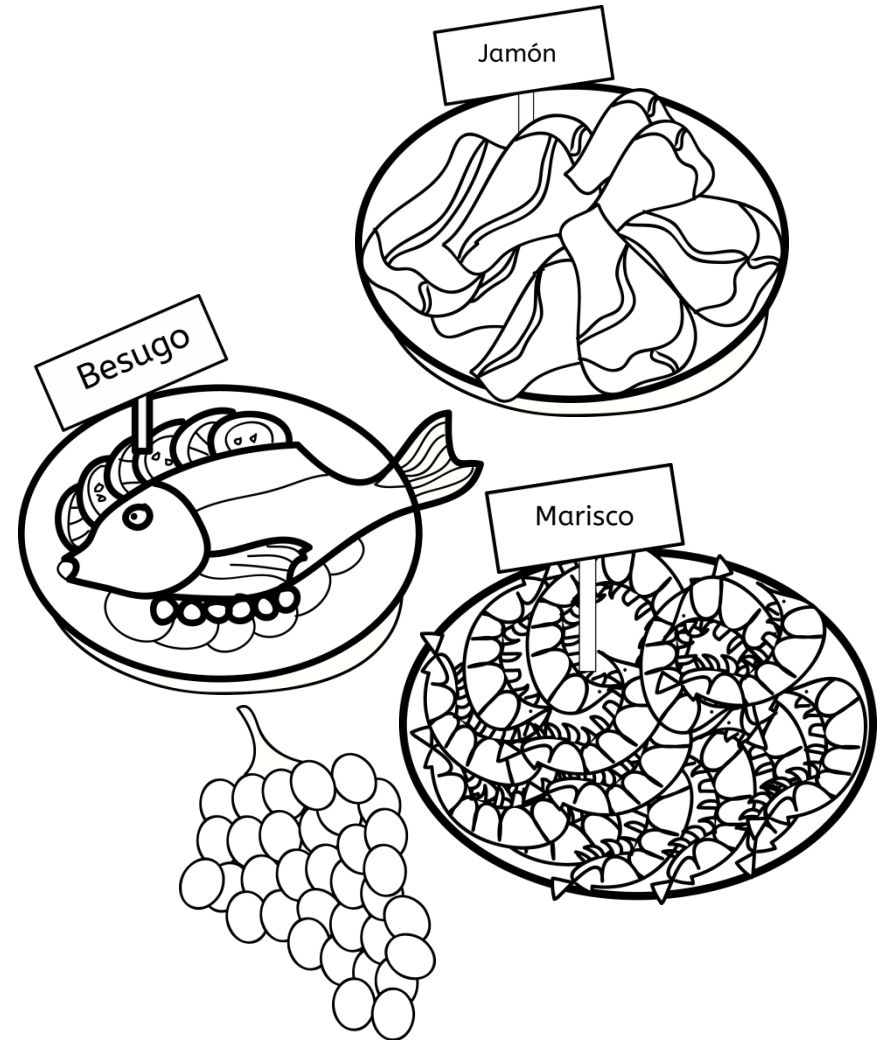
People believe the cow breathed on Baby Jesus to keep him warm after he was born in the stable.



A large family dinner is eaten on Christmas Eve.



People believe the cow breathed on Baby Jesus to keep him warm after he was born in the stable.



A large family dinner is eaten on Christmas Eve.





After dinner many people  
dance on the streets.

4

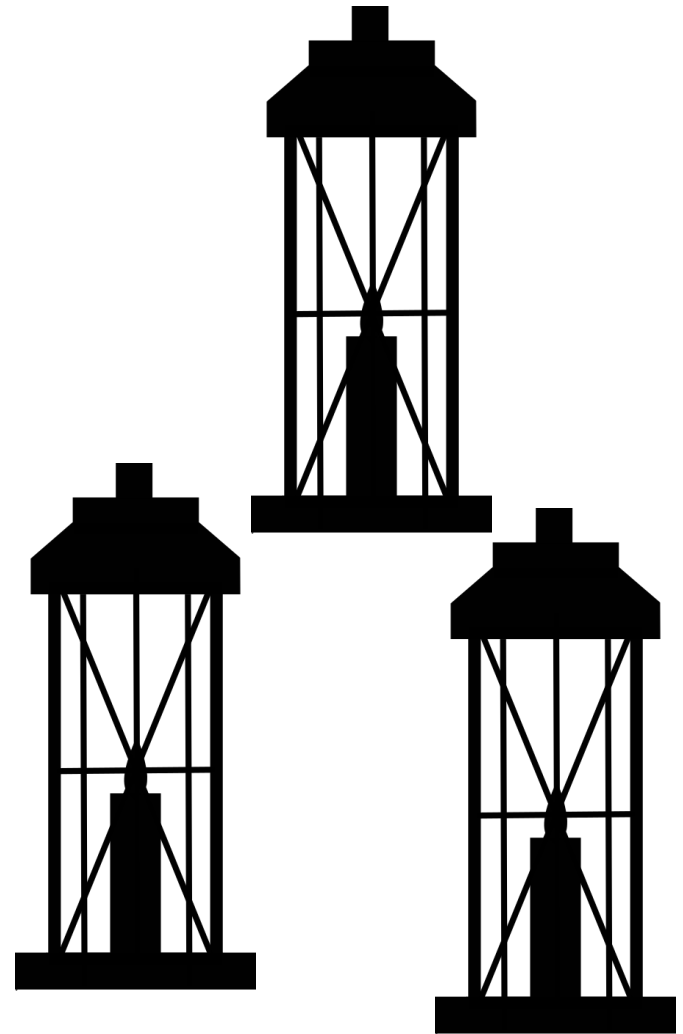


Tiny oil lamps are lit in houses.

5



After dinner many people  
dance on the streets.




Tiny oil lamps are lit in houses.

Name \_\_\_\_\_


# Main Idea

Write or draw a picture of the main idea or topic.


Write or draw a picture of three details that support the main idea.




detail



detail



detail





Name \_\_\_\_\_

# Spain

Write three things you learned in  
Christmas in Spain.

Use details from the book in your answer.



Handwriting practice lines consisting of multiple sets of solid top and bottom lines with a dashed middle line.

Name \_\_\_\_\_

# New Words!

Find three words  
from your book that  
are new to you.

Write them at the top  
of each box.

Draw a picture under  
the word to illustrate.






Thank you for letting me share with you!

Please email me if you have any questions and I will happily get back to you!

My email address is [jillrichardsonpt@gmail.com](mailto:jillrichardsonpt@gmail.com).

© Jill Richardson 2015 <https://www.teacherspayteachers.com/Store/Jill-Richardson-5016>

Click on the green star to follow me for new products, sales and freebies!

Please leave a rating and get credit for future purchases.

## Terms of Use

Items are intended for single classroom use only.

All rights reserved. Duplication for an entire school system or commercial purposes is forbidden without written permission from the author.

Copying any part of this product and placing it on the internet in any form (even a personal/classroom website) is strictly forbidden and is a violation of the Digital Millennium Copyright Act. (DMCA) These items will be located by Google and traced back to the publishing site. Please purchase an additional license if you would like to share a resource with another teacher.

Graphics and Fonts by:

<https://www.teacherspayteachers.com/Store/Misszitamarie>

