

Christmas In Italy!

Emergent Reader!



Name _____

Main Idea

Write or draw a picture of the main idea or topic.

Write or draw a picture of three details that support the main idea.

detail detail

RI.1.2 Identify the main topic and retell key details of a text.

© 2018 Richardson 200



Directions for Making the Book

1. Copy pages 1/8 and 2/7 back to back.
2. Copy pages 3/6 and 4/5 back to back.
3. After you have copied, place in correct order.
4. Fold in the middle.
5. One staple in the middle and you have your book!


Enjoy reading the story! This story may be used for whole group, small group or individualized reading. It would be a great addition to your student's book boxes.

Included:

- Eight page booklet
- Main Idea Printable
- Writing Printable
- New Words Printable

© Jill Richardson 2015 <https://www.teacherspayteachers.com/Store/Jill-Richardson-5016>





If they are not good, the children
get coal.

Christmas In Italy!



Name: _____



Christmas in Italy begins eight days before Christmas.



If the children are good their shoes are filled with gifts.



The children's presents are delivered by Befana, a kind witch. She rides on a broomstick.

6



Children go from house to house dressed as shepherds singing and saying Christmas poems. They are given money to buy presents.

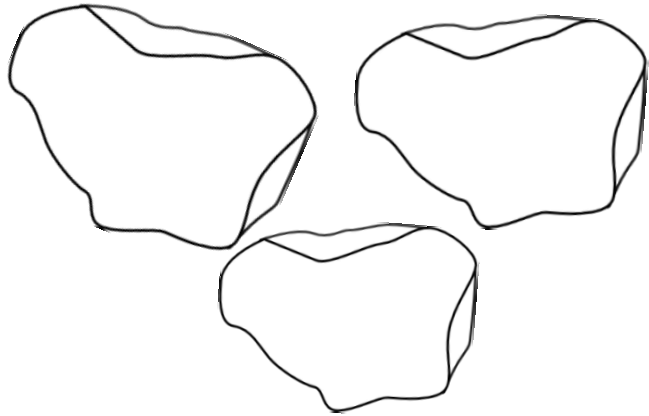
3



Everyone has a special meal to celebrate Christmas.

January 6

Children wait until Epiphany, January 6 to receive their gifts.



If they are not good, the children
get coal.

Christmas In Italy!




Name: _____



Christmas in Italy begins eight days before Christmas.



If the children are good their shoes are filled with gifts.




The children's presents are delivered by Befana, a kind witch. She rides on a broomstick.

6



Children go from house to house dressed as shepherds singing and saying Christmas poems. They are given money to buy presents.

3



Everyone has a special meal to celebrate Christmas.

January 6


Children wait until Epiphany, January 6 to receive their gifts.

Name _____

Main Idea




Write or draw a picture of the main idea or topic.

Write or draw a picture of three details that support the main idea.



detail

detail



Name _____

Italy

Write three things you learned in
Christmas in Italy.

Use details from the book in your answer.



Handwriting practice lines consisting of solid top and bottom lines with a dashed middle line. There are five sets of these lines provided for writing the answer.

Name _____

New Words!

Find three words
from your book that
are new to you.

Write them at the top
of each box.

Draw a picture under
the word to illustrate.



Thank you for letting me share with you!

Please email me if you have any questions and I will happily get back to you!

My email address is jillrichardsonpt@gmail.com.

© Jill Richardson 2015 <https://www.teacherspayteachers.com/Store/Jill-Richardson-5016>

Click on the green star to follow me for new products, sales and freebies!

Please leave a rating and get credit for future purchases.

Terms of Use

Items are intended for single classroom use only.

All rights reserved. Duplication for an entire school system or commercial purposes is forbidden without written permission from the author.

Copying any part of this product and placing it on the internet in any form (even a personal/classroom website) is strictly forbidden and is a violation of the Digital Millennium Copyright Act. (DMCA) These items will be located by Google and traced back to the publishing site. Please purchase an additional license if you would like to share a resource with another teacher.

Graphics and Fonts by:

<https://www.teacherspayteachers.com/Store/Misszitamariae>

