




INCLUSION IN SECONDARY SCHOOL




PARIS ONLINE MOBILITY FROM 17 – 21 MAY 2021

Inclusion through Art and Gastronomy

Monday
17th of May
9:30 to 11:30

Saying Hello Breaking The Ice



WELCOME TO BELLIARD CATERING SCHOOL ! WELCOME TO PARIS !

We are happy to welcome you to Belliard catering school.
We hope you will enjoy the program of this first day.

1/ INTRODUCING THE TEAMS

2/ A QUIZZ ON PARIS

3/ VISITING MONTMARTRE

A powerpoint presentation of pictures of Montmartre explained by students

4/ VIRTUAL VISIT OF BELLIARD

5/ STUDYING AT BELLIARD CATERING SCHOOL

Play with the professional activities we can learn at Belliard

Do
You
know
Paris ?



<https://kahoot.it/>

Questions (14)

Show answers


1 - Quiz

Paris is divided in 20 _



2 - Quiz

What is the name of Gallic tribe for which Paris is named?



3 - Quiz

The National Day of France is _



4 - Quiz

What is the intellectual district called in Paris?



5 - Quiz

Moulin Rouge is a _



6 - Quiz

What Museum used to be a train station?



7 - Quiz

What modern art museum has pipes running on the outside of the building?



8 - Quiz

What was built for the world's fair in 1889?



9 - Quiz

What is this?



10 - Quiz

What is the University of Paris called?




11 - Quiz

What was the original intent of the guillotine?



12 - Quiz

Where can I see La Joconde de Leonardo da Vinci?



13 - Quiz

What famous street runs through Paris?



14 - Quiz

Why were the catacombs built?



Montmartre

We would like to show you our area, Montmartre, which is one of the most famous areas of Paris. You'll see pictures and also paintings of Maurice Utrillo a native painter of Montmartre. Sekene and Hadja will guide you to the most well known places to see. Enjoy your visit !


Visiting Montmartre



In compagny of Maurice Utrillo

A virtual visit of Belliard catering school

Now it's time to discover our school. Follow Nikko, Maïa and Loik from the entrance to the place we are now, the center of information and documentation



Studying at Belliard school

That's all for today, but before we leave, we would like to make you discover the professional activities our students can learn at Belliard catering school : Waiter, Cook, Pastry Cook and Barman

The professional activities we will exercise

:

waiter, cook, pastry cook and barman

Slide the photos under the corresponding titles and organize them in chronological order, from preparation to the final result



**RESTAURANT
WAITER**



**KITCHEN
COOK**



**PASTRY WORKSHOP
PASTRY COOK**



**BAR
BARMAID AND
BARMAN**



Tuesday
18th of May
9:00 to 11:30

The German Day



Presentation of the activity
prepared by the German team.



Beethoven's Ode To Joy



Ludwig van Beethoven (1770–1827); idealisierendes Gemälde von [Joseph Karl Stieler](https://de.wikipedia.org/wiki/Joseph_Karl_Stieler), ca. 1820 in: https://de.wikipedia.org/wiki/Ludwig_van_Beethoven

According to Anton Schindler's biography, [Beethoven As I Knew Him](#), one of the composer's favorite dishes was Macaroni mit Parmesan-Käse. Yes, Beethoven's favorite meal was mac n cheese! When Beethoven was in the middle of one of his marathon composing sessions, he ordered his housekeepers to leave his dinner in the room for him to eat when he had finished

Macaroni with Parmesan cheese was expensive in Beethoven's day. Macaroni cost three times more than rice, and Parmesan cheese had to be imported from Italy. Also, from what I heard, Beethoven (besides macaroni and cheese) loved soup with twelve drowned eggs. He chose fish over meat, his favorite fish was pollock with potatoes and he liked flat water and light Austrian wine. I also believed he loved beer. What a surprise that one was, just kidding.

I found an authentic 1800's mac and cheese recipe online and here it is...

I found an authentic 1800's mac and cheese recipe online and here it is...


- 1 large yellow or white onion, diced and caramelized
- 2 cups spaetzle
- ⅓ cup butter, cut into small pieces
- 1 teaspoon minced fresh thyme
- ½ teaspoon freshly grated nutmeg
- Salt and fresh coarse ground black pepper to taste.
- About a cup of freshly grated well aged Parmesan
- ½ cup toasted bread crumbs
- ¼ cup freshly chopped parsley

Preparation

Preheat the oven to 350°. Caramelize the onions and set aside. Make the Spätzle, drain well, add the butter, thyme, nutmeg, salt and pepper, stir gently and set aside. Combine the Parmesan, bread crumbs and parsley. Reserve about ½ a cup of this mixture and toss the rest gently with the Spätzle. Put the Spätzle mixture into a well oiled baking dish. Sprinkle the remaining Parmesan mixture over the top and bake for about twenty minutes, or until the top is just beginning to brown.

Is this Beethoven's favorite recipe? No idea... However, I do know that he wrote beautiful music! My favorite piece for this dish is his 7th Symphony! Love that piece :)

Beethoven's Favorite Food



The Grumpelsuppe is also called *Indian summer soup* or *monster soup* for children. It was Friedrich Schiller's favorite dish. Quick and easy to prepare and it tastes great. Be inspired by the Grumpelsuppe like Schiller once.

Ingredients:

1 kg pork (on the bone)

4 eggs

500 grams of flour

Approx. 300 grams of soup vegetables, depending on your taste, soup greens (carrots, leeks, parsley, celery, parsley root and turnip).

Preparation:

Boil the pork with water until you get a delicious broth. Now take the pork out of the pot, loosen the meat from the bone and divide it into small pieces in a form of cubes. Now put the meat back in the broth.

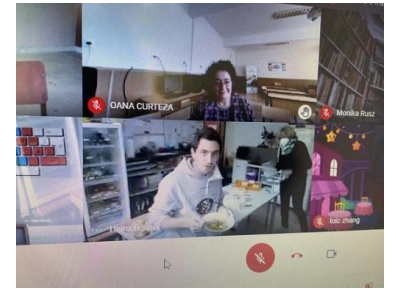
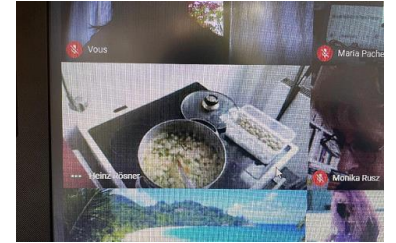

Add an egg and about 300 grams of soup vegetables.

Let it simmer until the soup vegetables are cooked through.

For the Grümpel, put 300 grams of flour, 3 eggs and water with a little salt in a bowl. Knead the dough well and add small portions (never larger than a cherry) to the soup.

When the crumbs swim upstairs, the soup is ready.

Enjoy it!



The favourite recipe/dish of Fiedrich Schiller

11 Foods You Need for an Oktoberfest Feast



If you were in Bavaria, you wouldn't be reading this right now. It's Oktoberfest, so you would be out celebrating with lots and lots of beer and just as much food.

- **Oktoberfest menu**

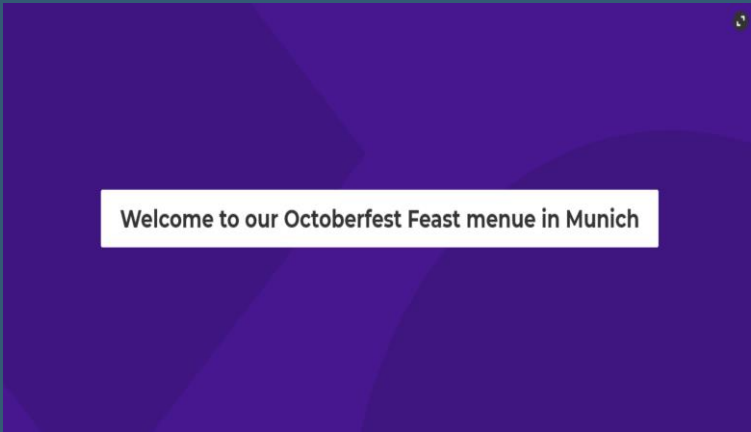
<https://www.foodandwine.com/cooking-techniques/11-foods-you-need-oktoberfest-feast>

- **Kahoot: Welcome to our Oktoberfest Feast menu in Munich**

<https://play.kahoot.it/v2/?quizId=44c7a0ea-0e1c-4445-a351-2738440cd4b2> Code : 7621087

Kahoot: Welcome to oktoberfest





The Oktoberfest is



9

0 réponse

▲ a festival in Berlin


◆ a festival in Munich

● a festival in Stuttgart

■ a festival in Bonn

1/12 kahoot.it Code PIN du jeu : 4589755

It's Oktoberfest, so you would like to celebrate with



17

0 réponse

▲ whisky

◆ beer

● champagne

■ water

2/12 kahoot.it Code PIN du jeu : 4589755

"Radler" is a typical drink you can order in the Oktoberfest. It is made of



19

0 réponse


▲ beer and lemonade

◆ beer and sparkling water

● champagne

■ water

You can't have Oktoberfest without



17

0 réponse


▲ a cake

◆ Brezen (pretzels)

● bread

■ soup

Schweinebraten is



16

0 réponse


▲ roast pork

◆ a steak

● cheese

■ roast chicken

Schweinschaxe



17

0 réponse

▲ roasted ham hock

◆ a steak

● cheese

■ roast chicken breast

Steckerfisch is

3
4

Passer

17



0
réponse

▲ a grilled fish on a stick

◆ a steak

● cheese

■ roast chicken wings

Knödel is

3
4

Passer

19



0
réponse

▲ potato or flour dumplings

◆ roast patatos

● cheese and patatos


■ meat and patatos

Käsespätzle is

3
4

Passer

17



0
réponse

▲ cheese noodles

◆ spaghetti with cheese

● cheese and patatos

■ baked patatos with some cheese on it

Obatzda is

3
4

Passer

18



0
réponse

▲ spiced cheese-butter spread

◆ spaghetti with spiced cheese

● cheese with pepper

■ patato with spiced cheese

Reiberdatschi is

3
4

Passer

18



0
réponse

▲ potato pancakes

◆ cakes with patatos

● cakes with chesse

■ patato with spiced cheese

Sauerkraut is

3
4

Passer

17



0
réponse

▲ pickled cabbage with sweet apples and aromatic caraway

◆ cabbage with roast patatos

● cheese and cabbage

■ meat and cabbage

Oktoberfest Food



Bavarian specialities
(traditional bavarian food and drinks)

Gefördert durch:



Erasmus+
Schulbildung

Oktoberfest food / Workshop

Wednesday
19th of May
9:00 to 11:30

The Romanian Day

Presentation of the activity
prepared by the Romanian team.



Traditional Romanian Food for Easter

Easter is the most important religious holiday for Romanian people. Before Easter most of Romanians lent and during the last 3 days they prepare traditional food for Easter period.



Traditional Romanian Food for Easter

Still-lives in Romanian Painting



- Famous Romanian PAINTERS
- Nicolae grigorescu
- Theodor Aman
- Theodor Pallady
- Octav bancila

https://drive.google.com/file/d/1KHxtia7GSwrUyb8NVqpSjF5_Sm0CJQpT/view?usp=sharing

PAINTING THEATRE

Each team has two paintings assigned.

What you need to do is:

- Try to find a title for the painting;
- Imagine what those people are discussing or thinking about; write a line for each of them;
- Come to the front of the classroom and try to 'act' the painting; one student should hold a piece of paper with the title of the painting and the actors say the lines, thus giving life to the work of art.

Painting theatre



FOOD CONTEST

Let's talk about food, let's talk about...ingredients!

Name 5 ingredients for each traditional dish from Romania, Greece, France, or Germany before the time expires!

YOU HAVE ONE MINUTE AND 30 SECONDS FOR EACH DISH!

Let's talk about food, let's talk about...
Ingredients !

PAINTING AND TITLE MATCH (Tasks)

1. What is the name of this painting? Justify your answer

2. Drag the fruit and vegetables to create an Arcimboldo - style face. Stretch objects by holding down the shift key while dragging.

<http://www.middlestreet.org/archim/archimboldo.htm>



Arcimboldo

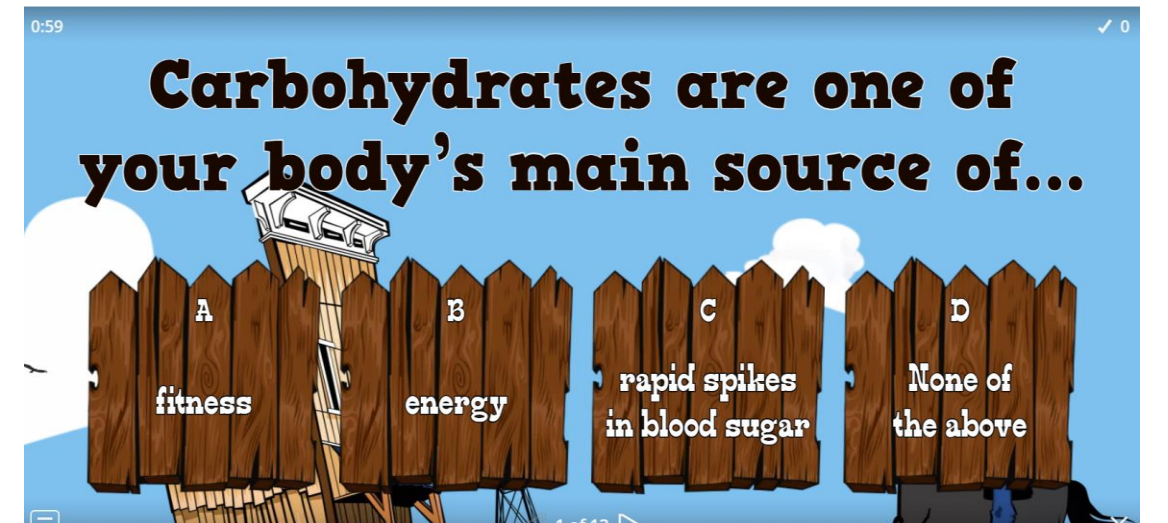

Painting and title match

Thursday
21th of May
9:00 to 11:30

The Greek Day

Presentation of the activity prepared
by the Greek team.





Online games about nutrition

Campbell's Soup Cans

(sometimes referred to as **32 Campbell's Soup Cans**) is a work of art produced between November 1961 and March or April 1962, by American artist Andy Warhol. It consists of thirty-two canvases, each measuring 20 inches (51 cm) in height × 16 inches (41 cm) in width and each consisting of a painting of a Campbell's Soup can—one of each of the canned soup varieties the company offered at the time.



Create your own masterpiece!

With Lunapic – Picture Edit

[LunaPic](https://www.lunapic.com/) | [Free Online Photo Editor](https://www.lunapic.com/)

<https://www12.lunapic.com/editor/#>



Art and Gastronomy

What if the heroes of fairy tales had the chance to cook?

Folktales help the community to maximize their strengths. They develop their weaknesses into strengths and threats into opportunities. As folktales are figurative in nature, their comparison with various facets of life is expressed metaphorically. They identify culture which is learned and shared by all members of the community. They conceal the deeper meaning which is unambiguous in speech or writing and are truthful.

They may be as old as the hill, but they contain real issues about life in general and human nature in particular which people have observed. The way in which folktales are composed, distinguish them from other parts of oral art. Through the folktales, people gain their cultural heritage which, to a great extent, determines their further thinking, desires and attitudes. They form a project which is seen as problems from real life and studied in detail from various possible angles.

Food plays a magical role in lots of fairy tales and it generally serves one of the following: wish-fulfillment, fortune, misfortune, test, or challenge.

Who is your favorite fairy tale character? What recipe would you pair them with?

Fairy tales and gastronomy

Little red riding hood-GERMANY

- What recipe would the little red riding hood prepare for the big bad wolf in order to convince him to let her grandma free and why?
- Use an appropriate picture from the web and justify your answer...




Cinderella-ROMANIA

- What recipe would Cinderella cook for her stepmother in order to let her stay at the ball after midnight?
- Use an appropriate picture from the web and justify your answer...



Snow-white-FRANCE

- What would the seven dwarfs cook in order to persuade snow-white's stepmother to break the spell she performed on Snow-white and why?
- Use an appropriate picture from the web and justify your answer...



Alice in wonderland-GREECE

- What would Alice cook for the Queen of hearts in order to satisfy her and keep her head?
- Use an appropriate picture from the web and justify your answer...



Friday
21th of May
9:00 to 12:00

Saying Goodbye



- 1/ PARIS SEEN BY THE FAMOUS PHOTOGRAPHERS**
- 2/ PAINTING AND MEALS**
- 3/ SOME VIDEOS**
- 4/ EVALUATION OF THE ACTIVITIES**

Paris Seen By famous Photographers

Combine the photos of the great photographers of Paris with the lyrics of the songs or dialogues. You can continue and write another text too...

Monika Ruz · 2m


Paris seen by the great photographers

Combine the photos of the great photographers of Paris with the lyrics of the songs or dialogues. You can continue write another textes too...

Monika Ruz · 2h

Photo 8.

Copyright: Robert Doisneau




☆ RATE 0

Monika Ruz · 2h

Photo 9.

Copyright: Robert Doisneau



☆ RATE 0

Monika Ruz · 2h

Text 3.

Everybody knows the good guys lost
Everybody knows the fight was fixed
The poor stay poor, the rich get rich.
(Leonard Cohen)

☆ RATE 0

Monika Ruz · 2h

Text 9.


It was the hottest summer in Paris. The street fountains flowed day and night...

☆ RATE 0

Monika Ruz · 2h

Photo 1.

copyright: Corinne Wagnier




☆ RATE 0

Monika Ruz · 2h

Photo 4.

I'm thirst.



☆ RATE 0

Monika Ruz · 2h


☆ RATE 0

Monika Ruz · 2h

☆ RATE 0

+

Painting And Meals



Create a dialogue between the main figures or describe the picture

https://drive.google.com/drive/folders/1tlq_1Sv8hTh0gxzO3FXXJ94SIA1Hp1_T?usp=sharing

GERMANY

PAINTING AND MEALS

Create a dialogue between the characters.

Example :

The young girl says : “Hey ! I would like to have some too ! “



“The wedding dinner”, Albert Fourié

ROMANIA

PAINTING AND MEALS

Create a dialogue between the 3 characters.

Example :

The man standing, with the yellow and blue hat is saying : « Would you like to go a boat ride ? »



The lunch of the boatmen, Auguste Renoir

GREECE

PAINTING AND MEALS

Create a dialogue between the 3 characters.

Example :

“We are so hungry but we must wait for mum...”



The meal or The bananas, Paul GAUGUIN


FRANCE

PAINTING AND MEALS

Create a dialogue between the 3 characters.

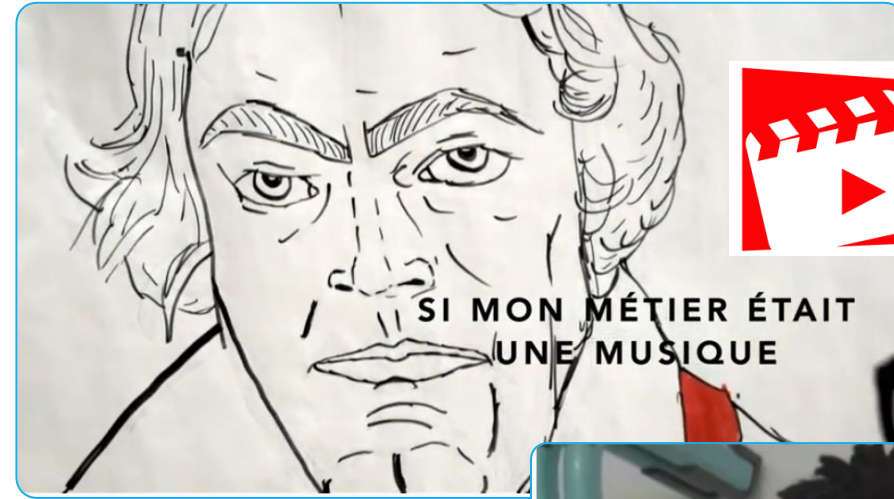
Example :

The father says : "You came back home very late last night, my daughter.... "



The dining room, Paul Signac

Some Videos



JE FILME LE MÉTIER QUI ME PLAÎT®



Dialogue between cultures



Dancing at school With Monika
Souvenir of an International project at Belliard





JE FILME LE MÉTIER
QUI ME PLAÎT®




Hippocrène
Price 2020



The Evaluation Form

Questions Réponses 6



Rubrique 1 sur 2

Evaluation Sheet about Erasmus+ project
"Inclusion in Secondary School"/ PARISe-
mobility 17/5/2021-21/5/2021

Description du formulaire

Adresse e-mail *

Adresse e-mail valide

Ce formulaire collecte les adresses e-mail. [Modifier les paramètres](#)



The French Team

Headmaster

Pascal Maillou

Teachers

Marie-Pierre Perrette, Frédérique Desjours, Carole Darney

Art teacher

Monika Ruzs

Students

Diaguilly Soumare, Franck Xia, Loïc Zang, Melissa Anangue Nyaka,, Victor Castro Da Costa, Aminata Kabba and Anaas El Kortobi, Anaïs Trotin, Kassa Doucoure, Mehaji Gerald, Sekene Traore (TBAC 1 / TBAC2)

Special thanks to Sekene Traore and Hadja Karamoko (TBAC1) for sharing their voices on the Montmartre tour / Maïa Seassau, Loïck Rawski and Niko Atinaja (TBAC1) for the visit of Belliard. Nathalie Rouffignac for her help on Belliard visit.

Photo Credit : Marie-Pierre Perrette belliard_lyceecfa,, Virginie Depret

Conception : Marie-Pierre Perrette

INTERNET LINKS

YOUTUBE

[VISITING MONTMARTRE](#)

[VISITING OUR SCHOOL](#)

The [PADLET](#) of the mobility

The [PADLET](#) "Paris seen by famous photographers"

THE GREEK [INTERNET WEBSITE](#)