



Healthy soul in healthy body

This document reflects the views only of the author, and the Commission cannot be held responsible for any use which may be made of the information contained therein.



Documentation

Activity:

P3

Name of the activity:

Train your brain

Country:

Czech Republic

Pupils age:

7 – 8 years

Place:

Okna forest

Date:

May 2019

Number of pupils:

9

Subject:

Maths, Czech

Connection to other subjects:

Science

Preparatory activities:

There was a motivation story told to the children from the first year: In the forest close to the village Okna there is a hidden secret case. Nobody knows where it is and what is inside. The one who will find and solve all the logical clues will get it. It will be us!

Activity:


Children went to the forest and started looking for the clues. Solving the clues led them step by step to their goal – secret case with a treasure.

The clues were logical problems – some of them they knew from Maths lessons, some of them were new for them.

Parquets



Labyrinth



Sign language

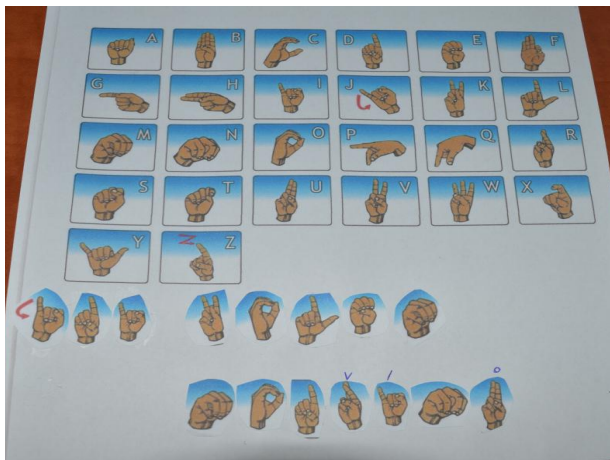


Table with counting code

$11 - 5 =$	I	$16 - 3 =$	R
$4 + 3 =$	D	$12 - 7 =$	D
$15 - 5 =$	O	$10 - 6 =$	J
$8 + 3 =$	P	$13 + 4 =$	V
$17 - 2 =$	A	$16 + 4 =$	A

4	5	6	7	10	11	13	15	17	20



Counting snakes




Letter code

	1	2	3	4	5
M	A	B	C	D	E
R	F	G	H	I	J
V	K	L	M	N	O
K	P	R	S	T	U
S	V	W	X	Y	Z


R5 M4 R4 M4 V5 V2 M5 S1 M1



Picture puzzle



Letter puzzle



Counting code

Finding the code to all six locks of the case.





Subsequent activities:

Children found the treasure case and succeeded in opening it. Inside they found the treasure – sweets and nuts.



Results:

Children practised many skills. They cooperated in groups.

Comments:

The activity was very entertaining for the children. They practised many skills without realising they are doing their school work.