




1 Fold in half



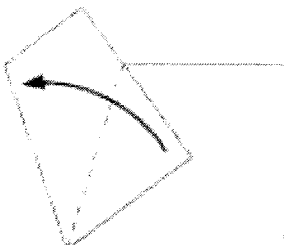
2 Fold in the dotted line to make a crease




3 Fold in the dotted line to make a crease



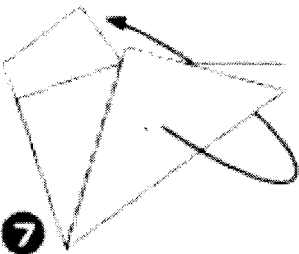
4 Fold to reach the ★ star to the other one




5 Fold in the dotted line




6 Fold in the dotted line




7 Fold backward in the dotted line




8 Cut with a pair of scissors



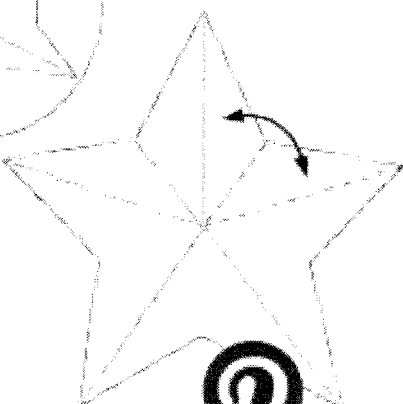
9 Open




12 Finished



10 Fold to make a crease and fold back



11 Fold to make a crease and fold back



# A Star



*Pinterest*

Traditional Diagram: Fumiaki Shingu