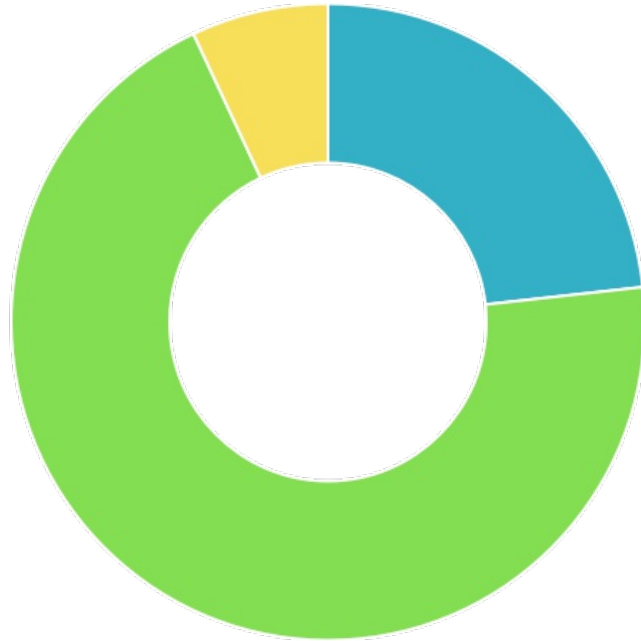


Quick Report

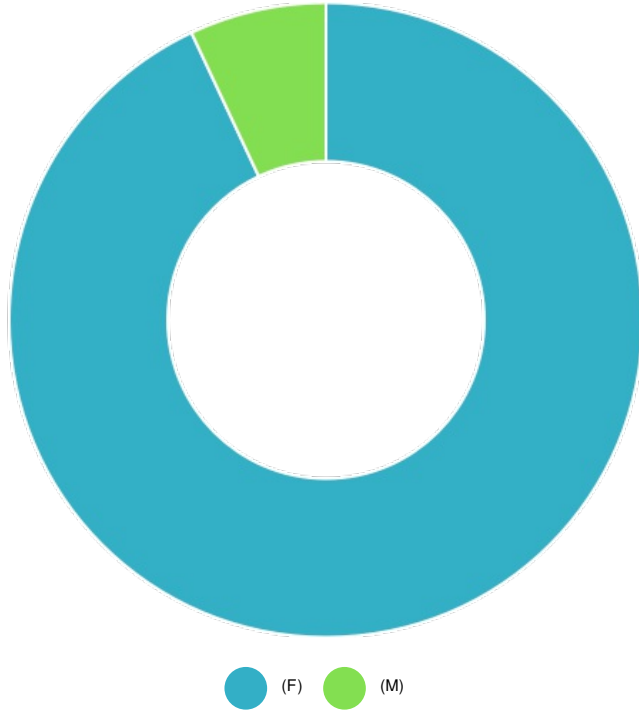
Age

	16	17	18	Standard Deviation	Responses
All Data	10 (23%)	30 (70%)	3 (7%)	11.44	43



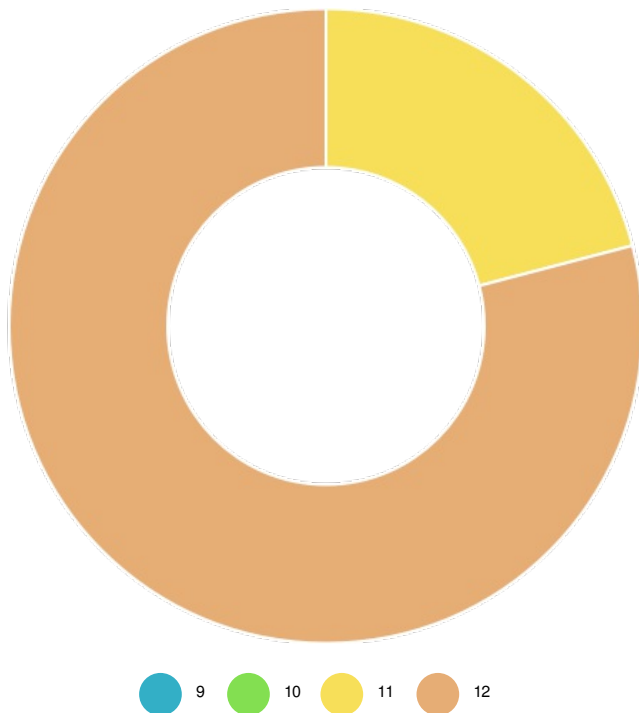
Gender (M)

	● (F)	● (M)	Standard Deviation	Responses
All Data	40 (93%)	3 (7%)	18.5	43



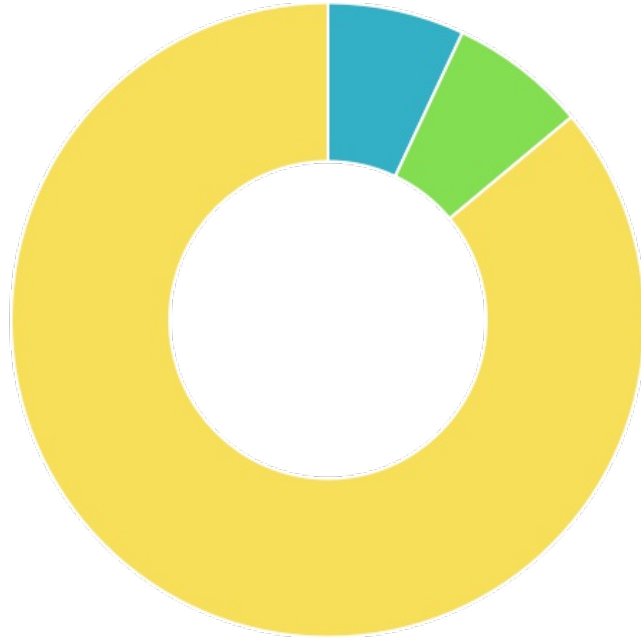
Degree

	● 9	● 10	● 11	● 12	Standard Deviation	Responses
All Data	0 (0%)	0 (0%)	9 (21%)	34 (79%)	13.92	43



Your background

	Village	County	City	Metropol City	Standard Deviation	Responses
All Data	3 (7%)	3 (7%)	37 (86%)	0 (0%)	15.2	43



Occupation of Parents

	●	● Other (Please Specify)	Standard Deviation	Responses
All Data	11 (26%)	32 (74%)	10.5	43



Text Responses

Baker and housewife
 Teacher and upholsterer
 Fisherman
 Unemployed
 Employees
 My mother is a high school teacher and my father is a dental technician
 My father is an optalmologist while my mother is his secretary
 My mother is a housewife;a my father is a bricklayer.
 My father is a bricklayer
 My mother is a housewife; my father is a bricklayer
 My dad is a policeman
 My mother is an housewife and my father is a worker
 Workers
 Workers
 Teachers
 Mother: teacher/ father: worker
 Restaurant's owner
 Office worker and nurse
 My mother is a teacher and my father is retired
 intepreneur
 teacher
 Housewife and Tobacconist
 Traders
 worker
 doctor and bank clerk
 Tire repairer
 fisherman
 Housewife
 Worker
 Hair Stylist

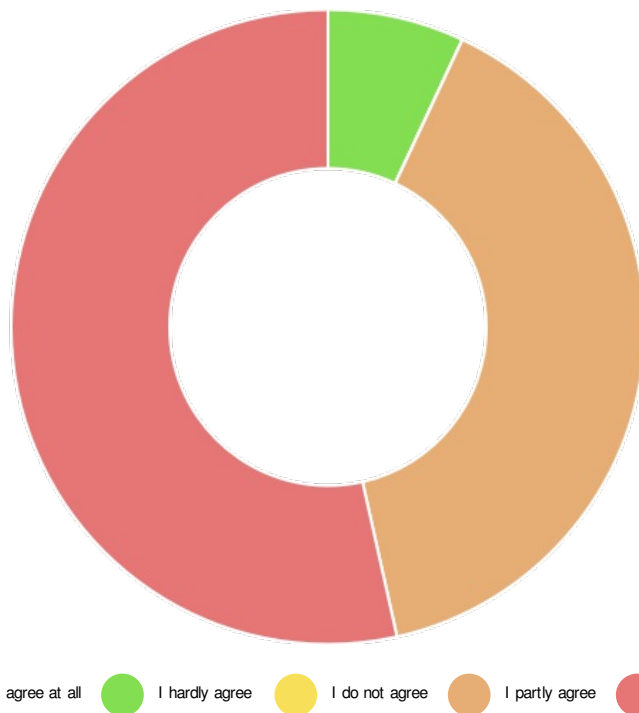
Migration Background

	Yes	No	Standard Deviation	Responses
All Data	15 (35%)	28 (65%)	6.5	43



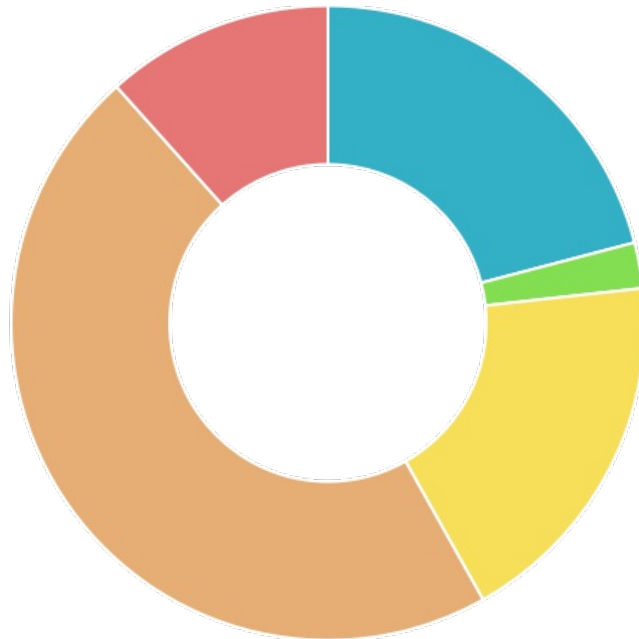
It is suitable to accept refugees into our country.

	I do not agree at all	I hardly agree	I do not agree	I partly agree	I do agree	Standard Deviation	Responses
All Data	0 (0%)	3 (7%)	0 (0%)	17 (40%)	23 (53%)	9.56	43



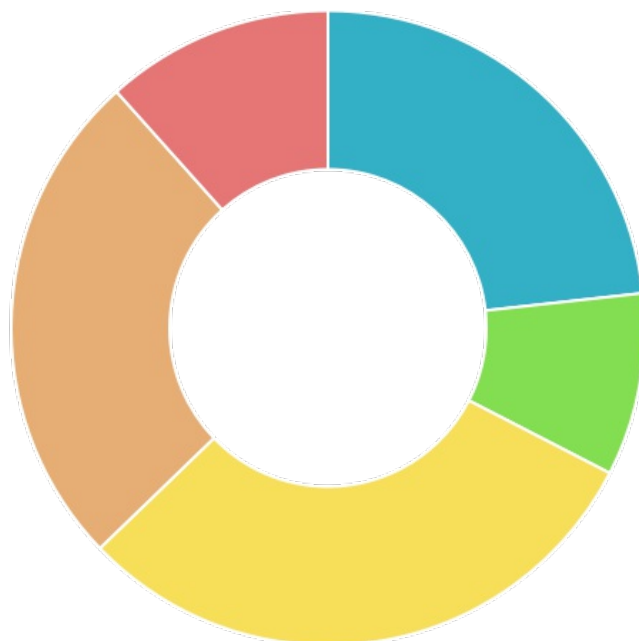
Reception of refugees into our country may cause economical problems.

	● I do not agree at all	● I hardly agree	● I do not agree	● I partly agree	● I do agree	Standard Deviation	Responses
All Data	9 (21%)	1 (2%)	8 (19%)	20 (47%)	5 (12%)	6.34	43



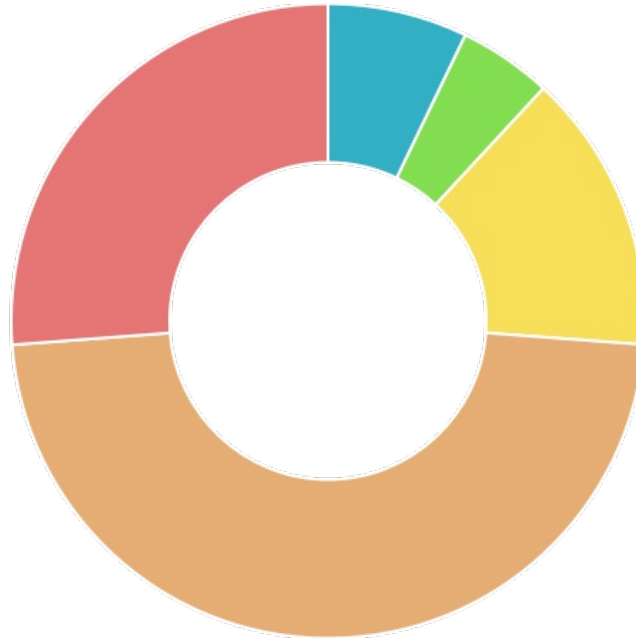
Reception of refugees into our country may cause social problems.

	● I do not agree at all	● I hardly agree	● I do not agree	● I partly agree	● I do agree	Standard Deviation	Responses
All Data	10 (23%)	4 (9%)	13 (30%)	11 (26%)	5 (12%)	3.5	43



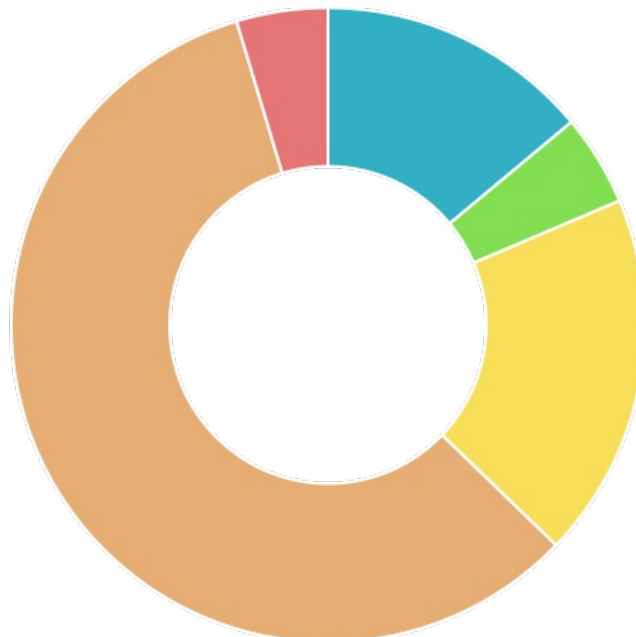
Reception of refugees into our country is an obligation due to our country's background and geographical location.

	I do not agree at all	I hardly agree	I do not agree	I partly agree	I do agree	Standard Deviation	Responses
All Data	3 (7%)	2 (5%)	6 (14%)	20 (48%)	11 (26%)	6.59	42



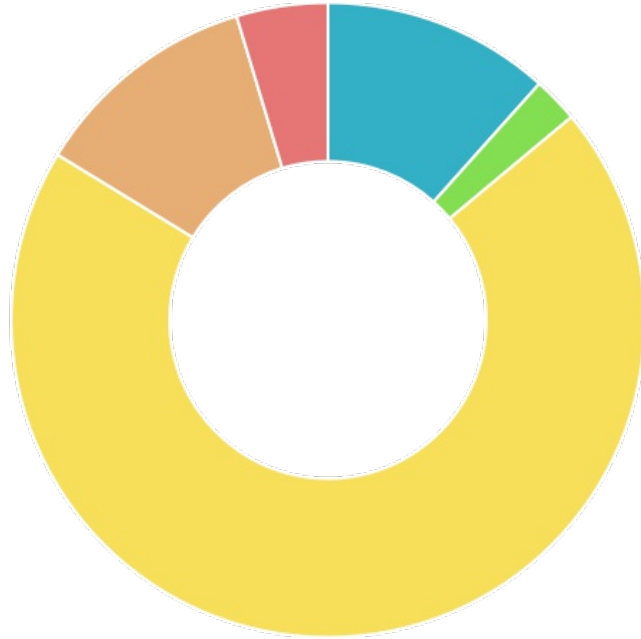
Reception of refugees into our country is for the benefit of our country.

	I do not agree at all	I hardly agree	I do not agree	I partly agree	I do agree	Standard Deviation	Responses
All Data	6 (14%)	2 (5%)	8 (19%)	25 (58%)	2 (5%)	8.52	43



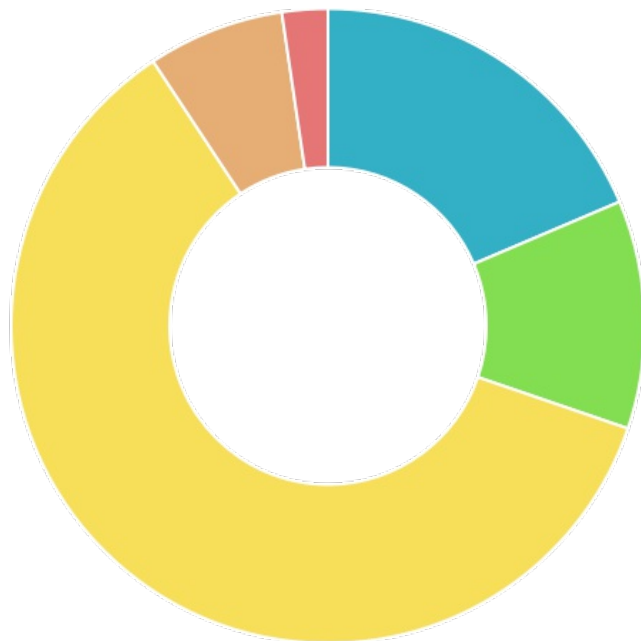
The refugee situation is of their internal matter, they should not be accepted.

	I do not agree at all	I hardly agree	I do not agree	I partly agree	I do agree	Standard Deviation	Responses
All Data	5 (12%)	1 (2%)	30 (70%)	5 (12%)	2 (5%)	10.82	43



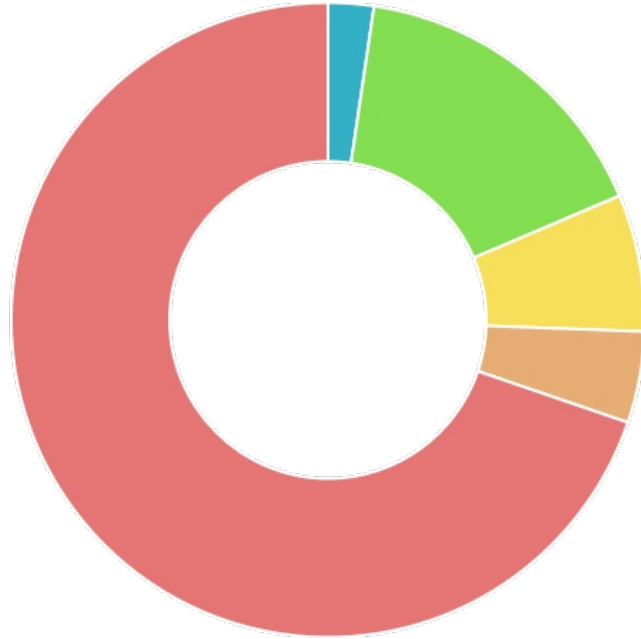
Refugees are not our concern, we should keep them out.

	I do not agree at all	I hardly agree	I do not agree	I partly agree	I do agree	Standard Deviation	Responses
All Data	8 (19%)	5 (12%)	26 (60%)	3 (7%)	1 (2%)	9	43



Refugees should be accepted without considering their religion, language, ethnical origins.

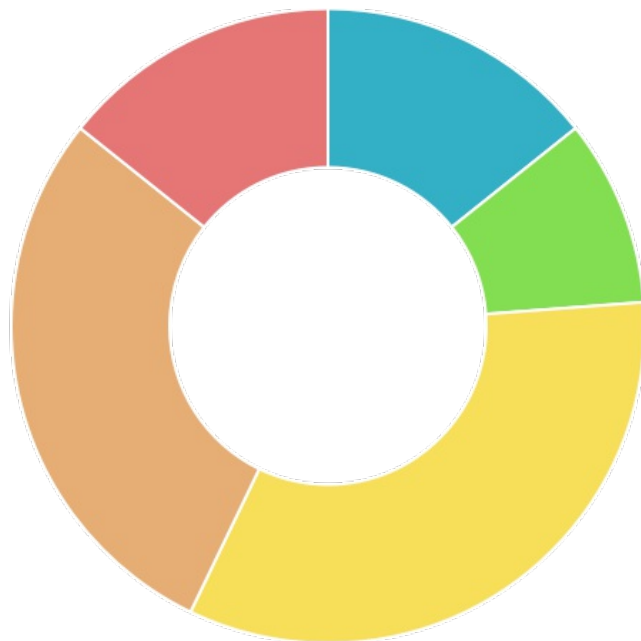
	● I do not agree at all	● I hardly agree	● I do not agree	● I partly agree	● I do agree	Standard Deviation	Responses
All Data	1 (2%)	7 (16%)	3 (7%)	2 (5%)	30 (70%)	10.89	43



● I do not agree at all ● I hardly agree ● I do not agree ● I partly agree ● I do agree

I am against the reception of refugees while there are many people who are our people in need.

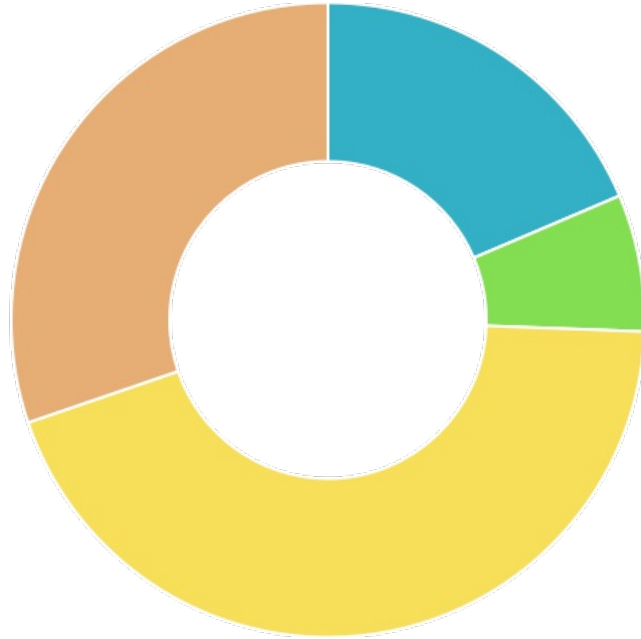
	● I do not agree at all	● I hardly agree	● I do not agree	● I partly agree	● I do agree	Standard Deviation	Responses
All Data	6 (14%)	4 (10%)	14 (33%)	12 (29%)	6 (14%)	3.88	42



● I do not agree at all ● I hardly agree ● I do not agree ● I partly agree ● I do agree

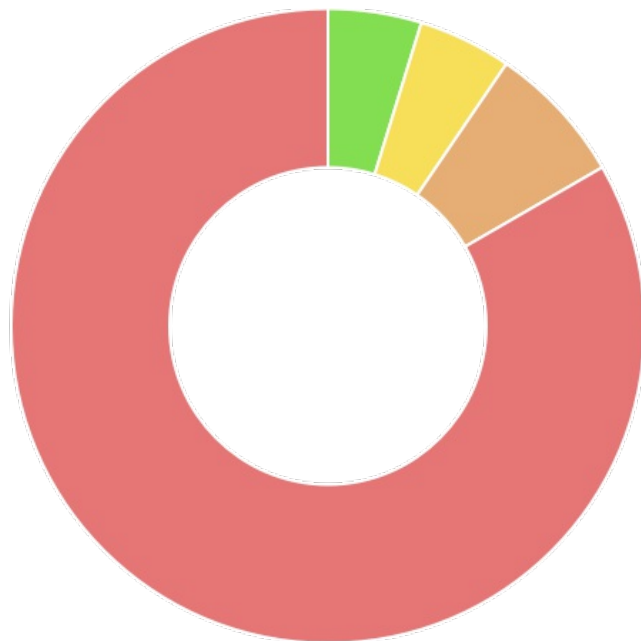
Refugees may take our jobs from us.

	● I do not agree at all	● I hardly agree	● I do not agree	● I partly agree	● I do agree	Standard Deviation	Responses
All Data	8 (19%)	3 (7%)	19 (44%)	13 (30%)	0 (0%)	6.83	43



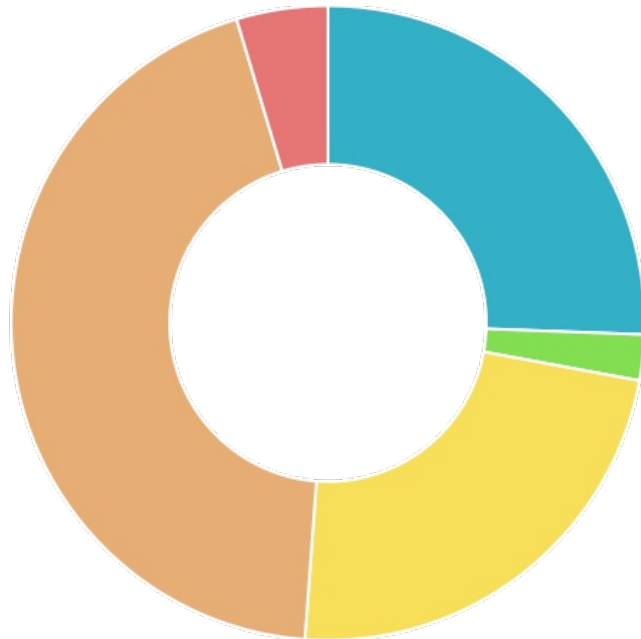
Refugees should have work permit.

	● I do not agree at all	● I hardly agree	● I do not agree	● I partly agree	● I do agree	Standard Deviation	Responses
All Data	0 (0%)	2 (5%)	2 (5%)	3 (7%)	35 (83%)	13.34	42



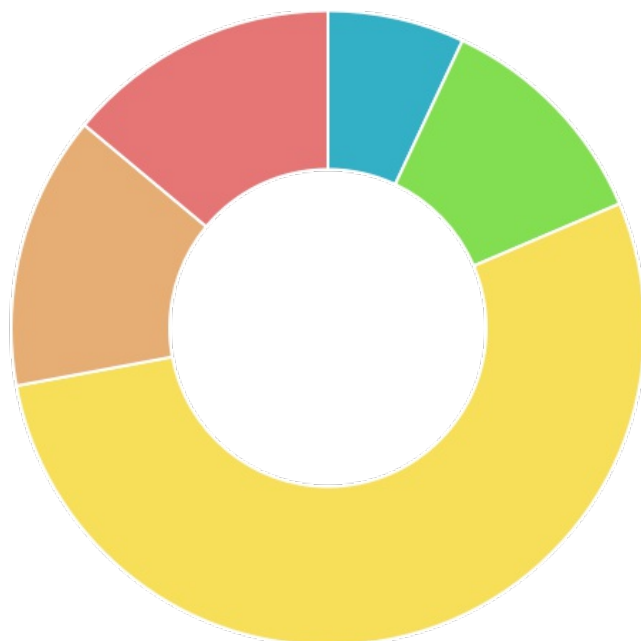
Refugees get involved in crimes such as violence, theft, smuggling and they threat social order.

	● I do not agree at all	● I hardly agree	● I do not agree	● I partly agree	● I do agree	Standard Deviation	Responses
All Data	11 (26%)	1 (2%)	10 (23%)	19 (44%)	2 (5%)	6.59	43



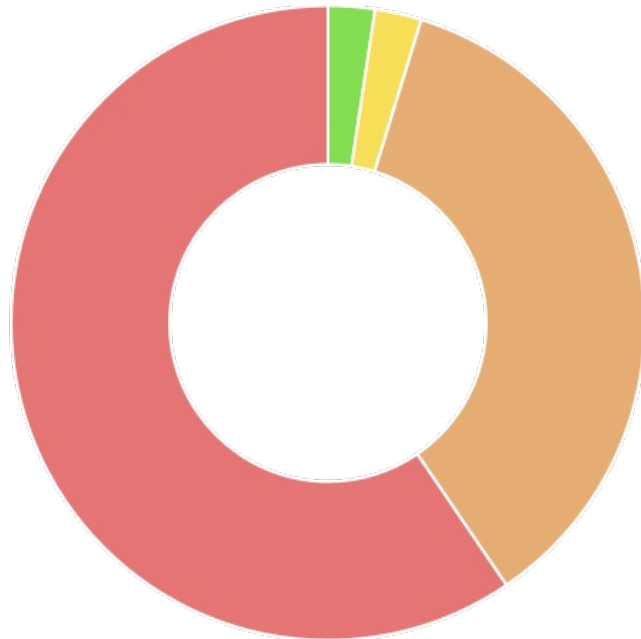
Refugees should be deported even if the war in their country goes on.

	● I do not agree at all	● I hardly agree	● I do not agree	● I partly agree	● I do agree	Standard Deviation	Responses
All Data	3 (7%)	5 (12%)	23 (53%)	6 (14%)	6 (14%)	7.28	43



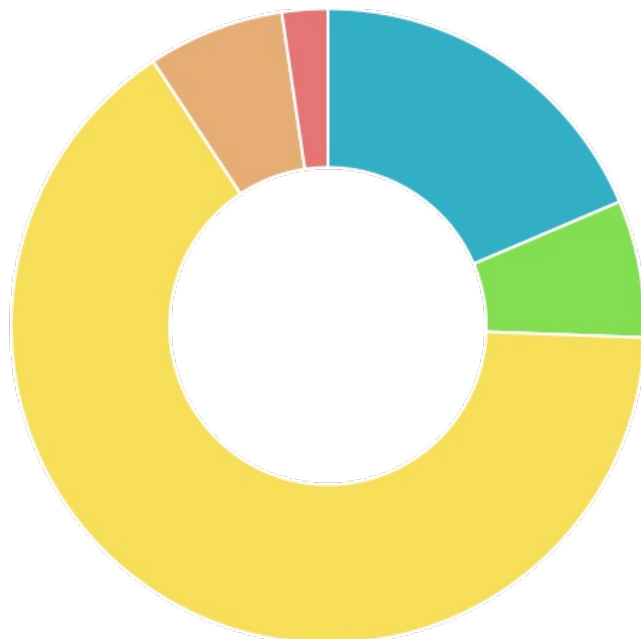
Refugees should receive residence permit.

	I do not agree at all	I hardly agree	I do not agree	I partly agree	I do agree	Standard Deviation	Responses
All Data	0 (0%)	1 (2%)	1 (2%)	15 (36%)	25 (60%)	9.99	42



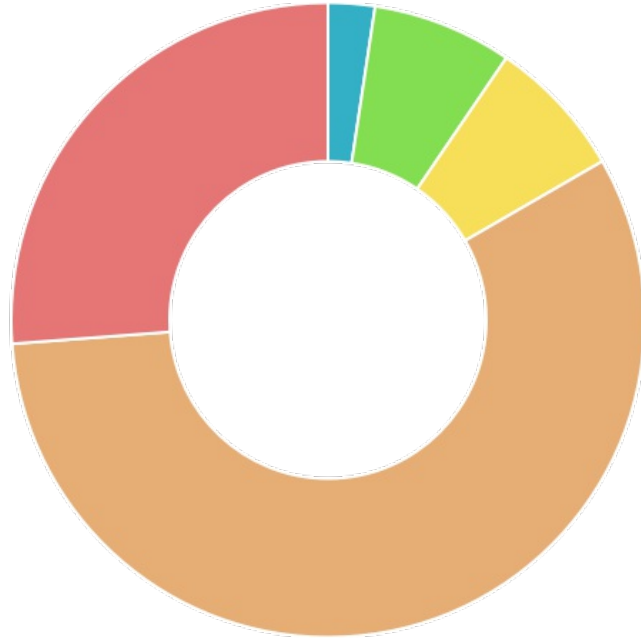
Refugees should live only in refugee camps.

	I do not agree at all	I hardly agree	I do not agree	I partly agree	I do agree	Standard Deviation	Responses
All Data	8 (19%)	3 (7%)	28 (65%)	3 (7%)	1 (2%)	9.97	43



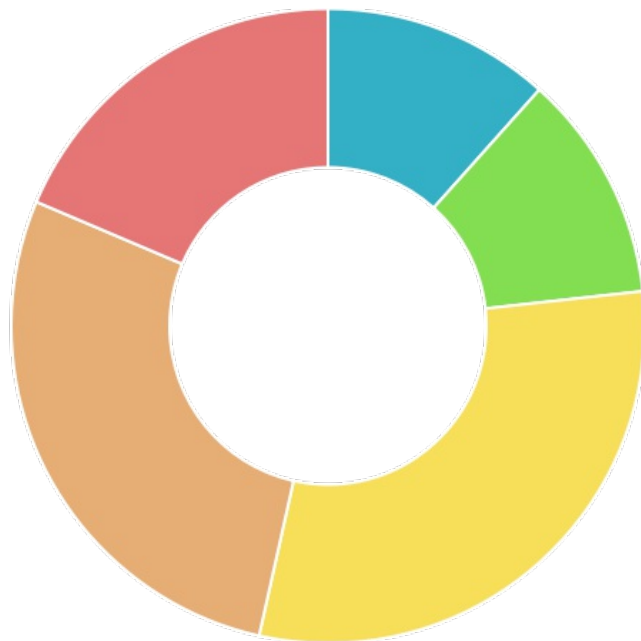
Refugees will adapt to our culture and society.

	● I do not agree at all	● I hardly agree	● I do not agree	● I partly agree	● I do agree	Standard Deviation	Responses
All Data	1 (2%)	3 (7%)	3 (7%)	24 (57%)	11 (26%)	8.52	42



It will make our country more powerful with the number of the refugees.

	● I do not agree at all	● I hardly agree	● I do not agree	● I partly agree	● I do agree	Standard Deviation	Responses
All Data	5 (12%)	5 (12%)	13 (30%)	12 (28%)	8 (19%)	3.38	43



Refugees will contribute to our country's development in the future.

	● I do not agree at all	● I hardly agree	● I do not agree	● I partly agree	● I do agree	Standard Deviation	Responses
All Data	5 (12%)	2 (5%)	2 (5%)	13 (31%)	20 (48%)	7.06	42

