



Erasmus+

# Visible Teaching4Performance

## 1st TPM

Zespół Szkół nr 2

II LO z Oddziałami Dwujęzycznymi im. A.F. Modrzewskiego

Rybnik

13-17.12.2017

## Dropout Rate

( youth not continuing education)

Data collected from

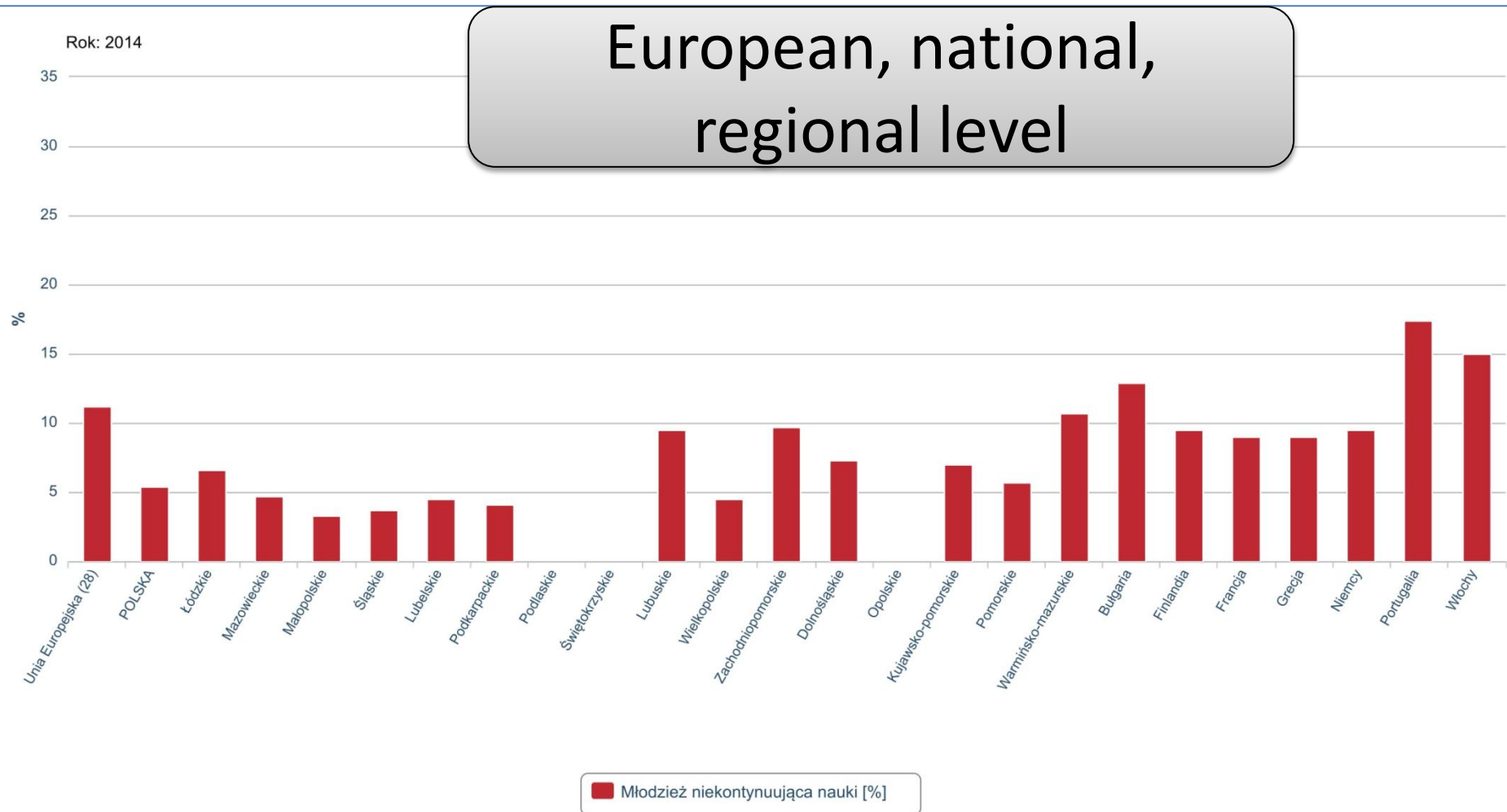
<http://strateg.stat.gov.pl/>

Polish official system of development monitoring website

Data about school based on school reports.

This project has been funded with support from the European Commission. This publication reflects the views only of the author(s), and the Commission cannot be held responsible for any use which may be made of the information contained therein.

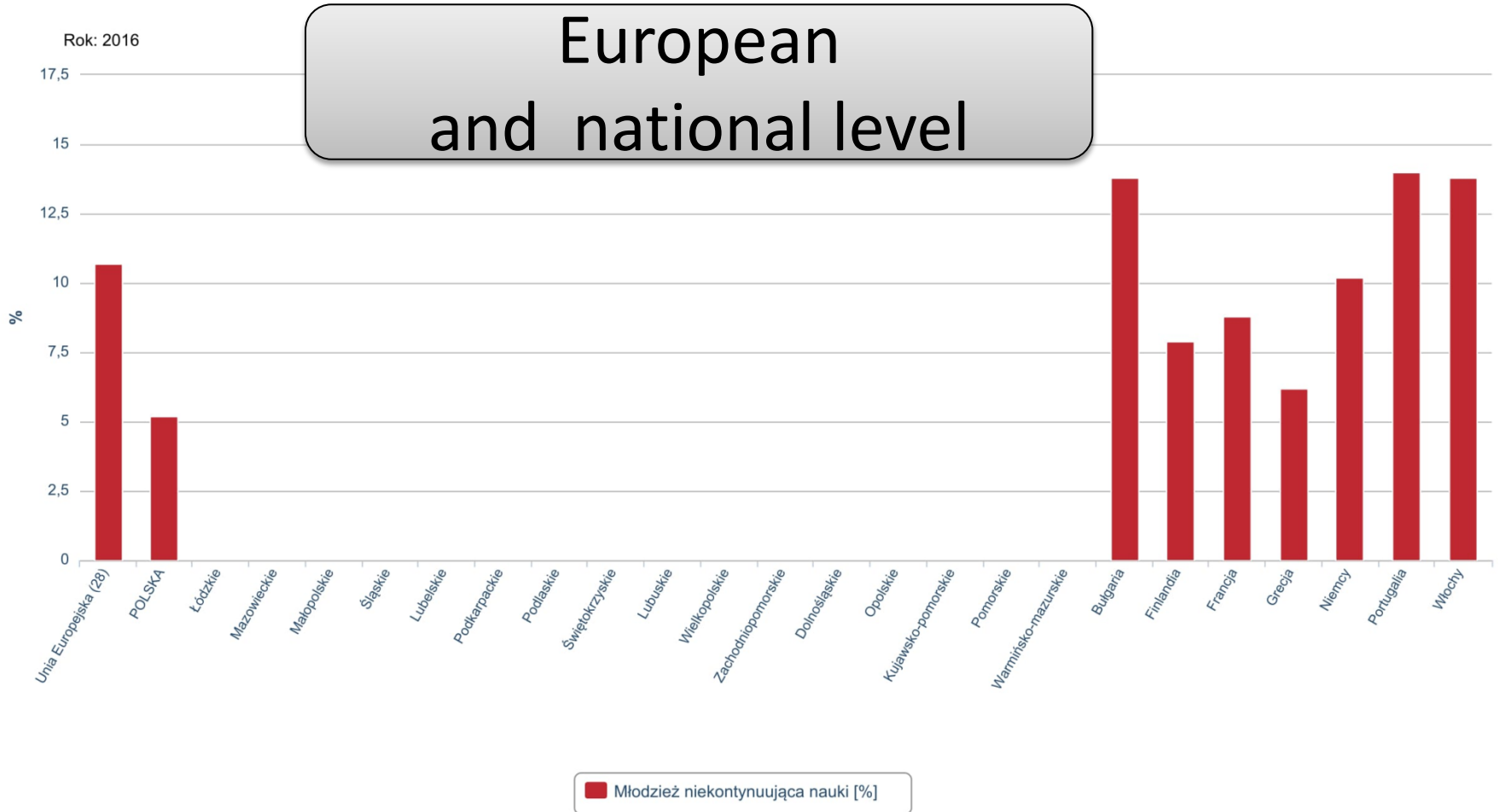
# DROPOUT RATE (%) 2014





Erasmus+

# DROPOUT RATE ( %) 2016



Opracowanie własne na podstawie danych systemu Strateg na dzień: 28.10.2017



Erasmus+

## Local Dropout? Rate

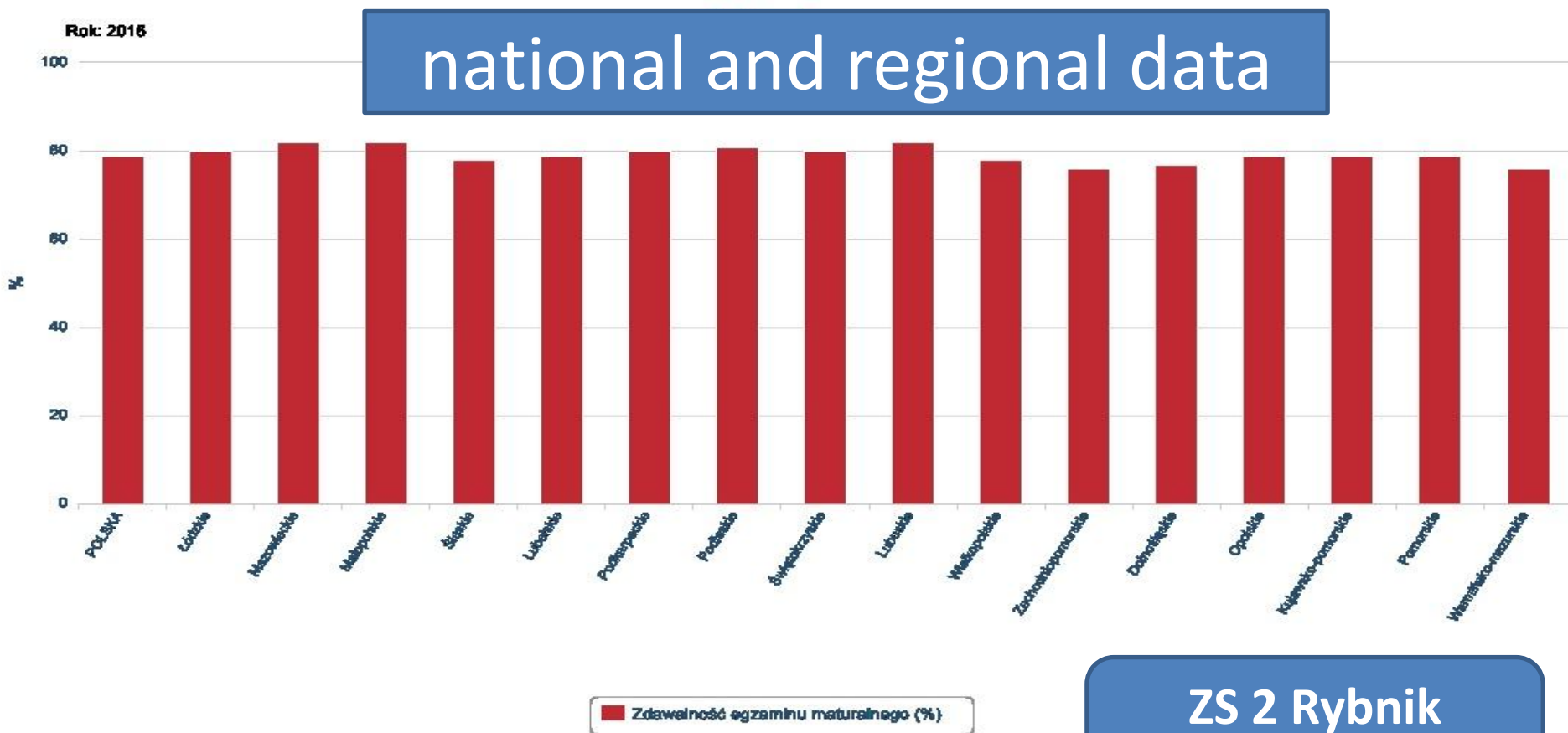
- **School**
  - 2015/2016 ( 12 students changed school mainly due to profile preferences)
  - 2016 /2017 ( 12 students changed school)
  - 2017/2018 ( until the beginning of December, 5 students changed school) Moving to another city or changing profile.
  - At the same time other students have applied and attend our school ( usually - science department)
- 

This project has been funded with support from the European Commission. This publication reflects the views only of the author(s), and the Commission cannot be held responsible for any use which may be made of the information contained therein.



Erasmus+

# High School leaving exam passing rate (%) 2016



Opracowanie własne na podstawie danych systemu Strzałag na dzień: 28.10.2017

ZS 2 Rybnik  
100% passing rate

# Students taking final exams in ZS 2 in Rybnik

- 2016/2017 1 student did not take the final leaving exam  
passing rate ( 100%)

In the two preceding years 100 % of students took the final exams  
( 100% passing rate)

**However** it is after tremendous effort because failure predictions  
during education process were as such :

After the first term 2016/2017

94 students were reported to face the threat of failing at least one  
subject . A great majority managed to pass, still 12 students failed  
( 1 st-year learners 19 facing failure/ 1 failed; 2nd year learners – 38  
facing failure / 2 failed; 3rd-year learners 37 facing failure – 9 failed)

At the end of the year all of the students managed to get promoted to  
the next class/ and /or take final exams.

This project has been funded with support from the European Commission. This publication reflects the views only of the author(s), and the Commission cannot be held responsible for any use which may be made of the information contained therein.



Erasmus+

## Monitored ZS 2

# Graduates' further career paths

- **2015/2016**

- 185 students took final leaving exams
- 1 person entered a convent, 2 students chose 2-year postgraduate high schools, 9 students are preparing to retake the final exam to achieve higher scores, 1 person is preparing to final exams in upper secondary music school, 4 students started work abroad, no information is available about 6 other students

### Most popular university departments among our students:

- Computer science ( 17 students)
- Law ( 15 students)
- Medicine ( 9 students)
- Finance and accountancy ( 8 students)
- Mechanics and machine construction ( 7 students)
- Automatics and robotics ( 6 students)
- Veterinary studies( 5 students)
- Chemistry ( 5 students)
- Energetics ( 4 students)
- Construction and ingeneering ( 4 students)

*( data collected based on supervision report I term 2016/2017)*

This project has been funded with support from the European Commission. This publication reflects the views only of the author(s), and the Commission cannot be held responsible for any use which may be made of the information contained therein.



Erasmus+

## Conclusion

- Learning how to employ educational interventions with the highest size effect would considerably help teachers prevent failure at every stage of educational processes despite zero dropout rate in our school.
- Teachers need empowerment.

Thank you for attention!

This project has been funded with support from the European Commission. This publication reflects the views only of the author(s), and the Commission cannot be held responsible for any use which may be made of the information contained therein.