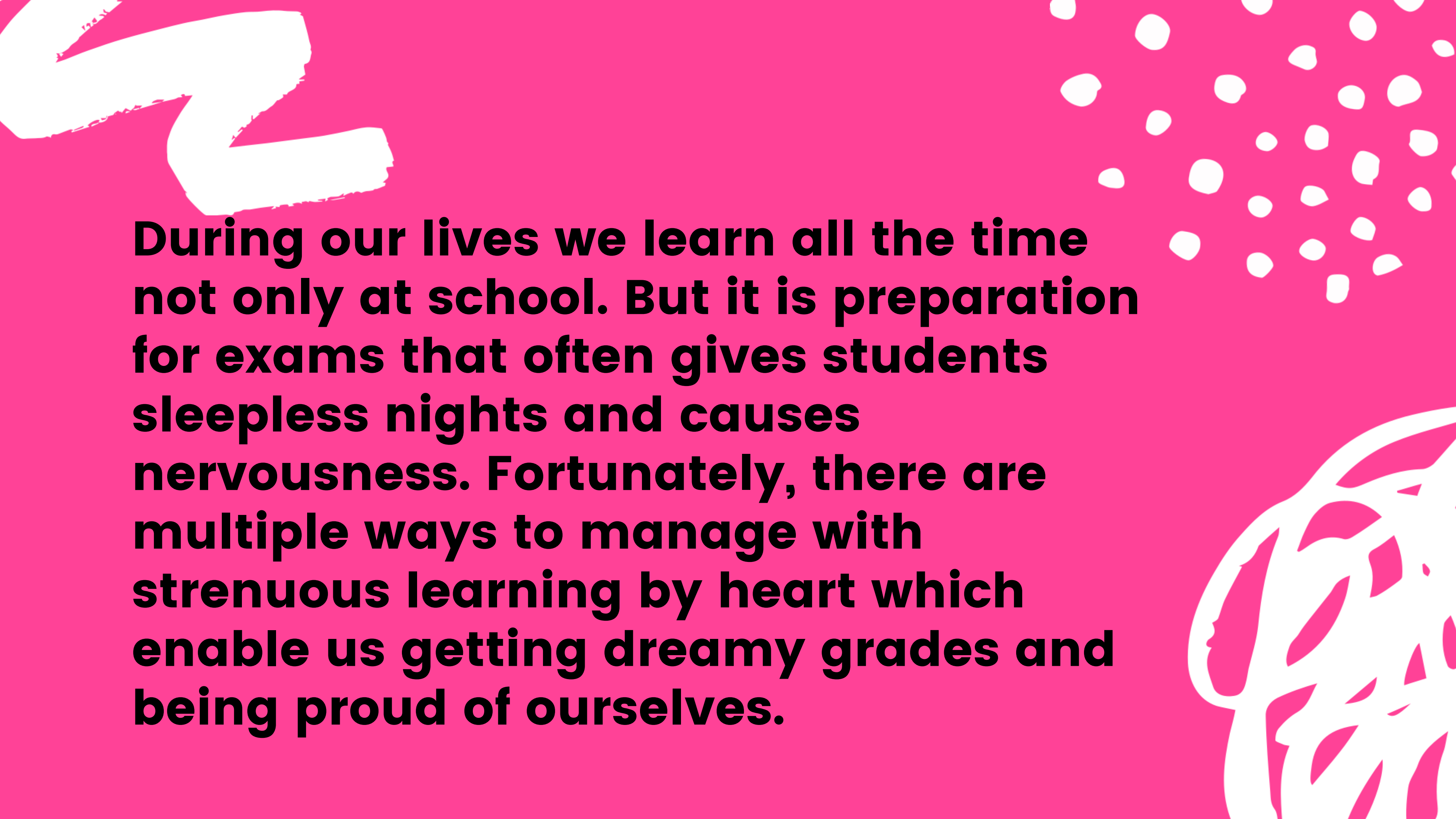


The background features several abstract white elements: a cluster of dots in the top-left corner, a series of parallel brushstrokes in the top-center, and a large, intricate scribble in the bottom-right corner.

# Learning strategies

PRESENTED BY EMILIA KUCZERA



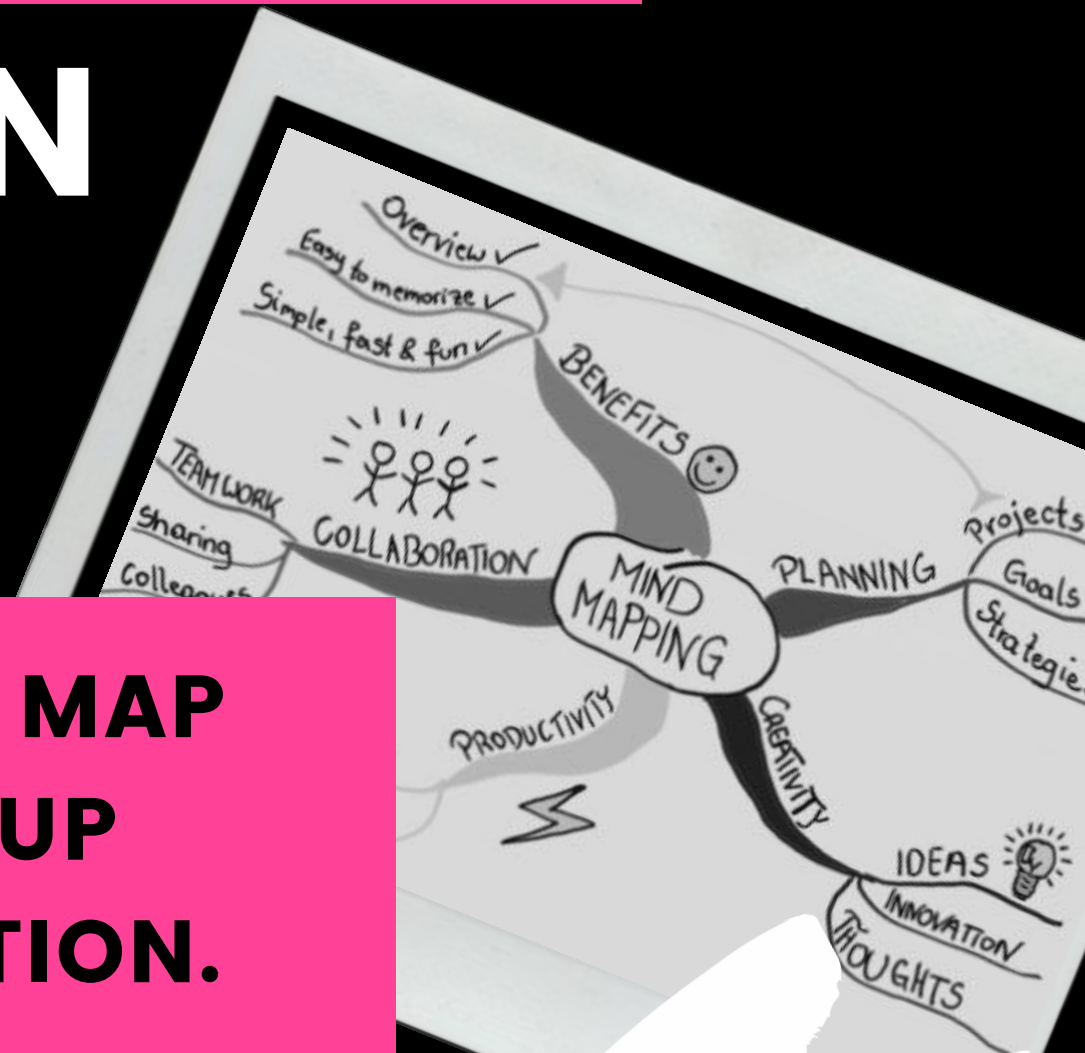
**During our lives we learn all the time not only at school. But it is preparation for exams that often gives students sleepless nights and causes nervousness. Fortunately, there are multiple ways to manage with strenuous learning by heart which enable us getting dreamy grades and being proud of ourselves.**

# 1. MAKE INFORMATION VISUAL

**DRAW SOME  
SCHEMATIC  
PICTURES WHICH  
SHOW MAIN  
IDEAS.**

**USE MIND MAP  
TO GROUP  
INFORMATION.**

**CREATE  
DIAGRAMS TO  
REMEMBER  
STATISTICAL  
DATA.**




# **2. Straighten your workplace**

**Sort out all papers into  
separate files.**

**Buy few devices like  
penner which will help  
you to keep order.**

**Get rid of unnecessary  
things from your desk  
which distract you.**

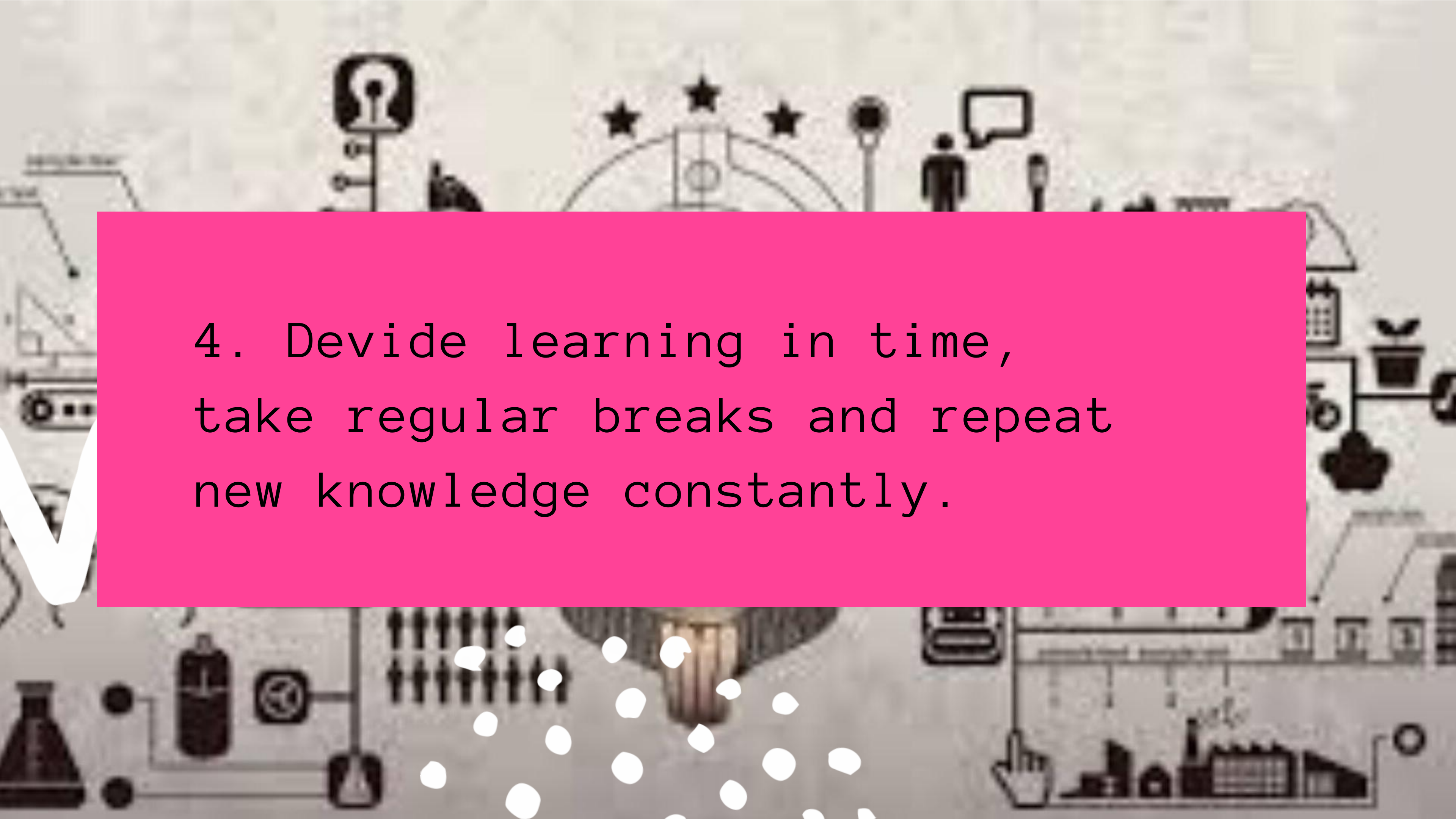




**3. Use specific examples to understand abstract ideas.**







TX 5063

The background features a collage of black and white icons on a light gray background. At the top, there are icons for a person with a lightbulb, a star, a person with a speech bubble, and a person with a magnifying glass. Below these, there are icons for a lightbulb, a person, and a person with a speech bubble. At the bottom, there are icons for a lightbulb, a person, and a person with a speech bubble. A large, glowing lightbulb is positioned in the center, with several white dots of varying sizes scattered around it. A pink rectangular box is overlaid on the center of the image, containing the text.

4. Devide learning in time,  
take regular breaks and repeat  
new knowledge constantly.

# 5. Explain and describe ideas with many details.



from general




to specific






# 6. Switch topics and subjects repeatedly while learning.



Maths



Art




Biology




History





**As we see there  
are many  
strategies which  
make learning  
easier and more  
effective.**



# THANK YOU FOR ATTENTION

Sources:

<https://teaching.berkeley.edu/active-learning-strategies>

<https://www.cultofpedagogy.com/learning-strategies/>

