

Type of material: Lesson plan

Subject: Music & Art

Topic: Let's communicate by the means of music & Art

General competencies developed during the lesson:

Communication in English

Communication through music & art

Learn more about other countries and cultures.

Digital study materials developed for the lesson:

Instruction video

Objectives:

1. Student (is able to communicate in English)
2. Student (is able to communicate by the means of social media, email, skype)
3. Student (is able to use correct forms of grammar while communicating in English)
4. Student (is able to make a creative "switch"-> Mood board)
5. Student (is able to research a certain piece of art and to express his or her own emotions related to a certain piece of art).

A. Introduction:

Watch the instruction video.



B. Guided practice:

1. What do you need?

Magazines

Glue

Scissors

A piece of paper in A3 form

Markers




2. From your teacher you will get an email address of a student/pupil who lives in another country.




3. Choose a song in your own language.

4. Send the clip of the song to the given email address.
All further communication will be in English from now.



5. You will receive a clip of a song from the other student in his/her mother language.

6. **Mood board:** Make a mood board in which you express the feelings you get from the song. Also include what you think the song is about.



Type of material: Lesson plan

7. Take a picture of your mood board and send the picture to the other student with the explanation of what you think the song is about and the feelings you got while listening to the song.



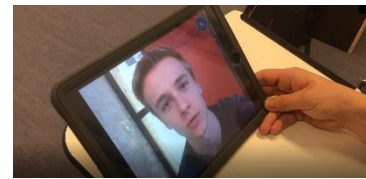
8. Make sure to think of 5 specific questions in order to get to know the other student.



9. You have both listened to each other's song and you made a mood board. Now call the other student.



10. **Skype call:** check if the interpretation of the song is correct. Discuss the mood board and explain why/or why not, this particular song is a good representation of your country.



11. This is the end of the assignment. Show your teacher the results and explain what you have learned.

C. Guided discussion:

- What did you learn from the other person?
- What did you learn about his/her country?
- Did you get the chance to improve your English?
- Did the other person learn anything from you as far as English is concerned?
- How did you like this assignment and what exactly?

D. Independent Practice (can be assigned as home work):

- Choose a random country that you always wanted to visit but know very little about. Find a song that you like a make a mood board based on that particular song. By means of researching as much as possible about the country, try to figure out whether your mood board is 'on the point'.