

Future classroom

For our internationalization project all participating countries (the Netherlands, England, Poland, Finland, Croatia and Spain) participate in the future classroom competition


Pupils were asked to discuss and write down their ideas for a future classroom and what might expect to see in it.

Then the pupils were allowed to work with their ideas. Below we see the results of the dutch











Below some pictures of the process

During our workshops we mix different age groups and learn from each other



Pennen
schrijven

Aa	Bb	Cc	Dd	Ee
Ff	Gg	Hh	Ii	Jj
Kk	Ll	Mm	Nn	Oo
Pp	Qq	Rr	Ss	Tt
Uu	Vv	Ww	Xx	Yy
Zz				






english corner



Small images and text arranged in a grid, likely for an English language learning activity.







Chromebook workshops

In another workshop the pupils worked with a special computer program. This allowed them to create their own future classroom









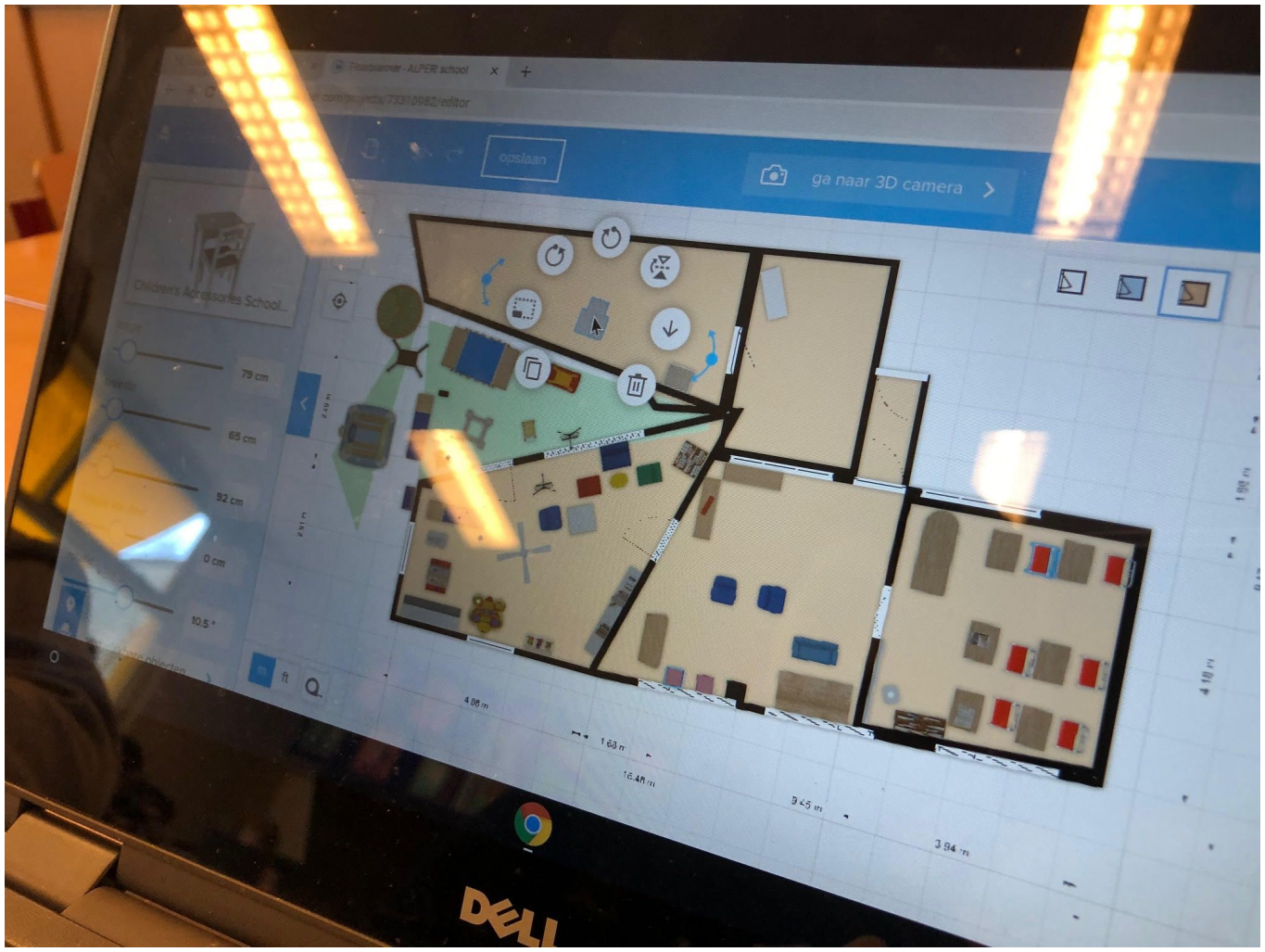
Chrome Zilverkruis x Floorplanner - ALPERI school
 floorplanner.com/projects/73310982/editor

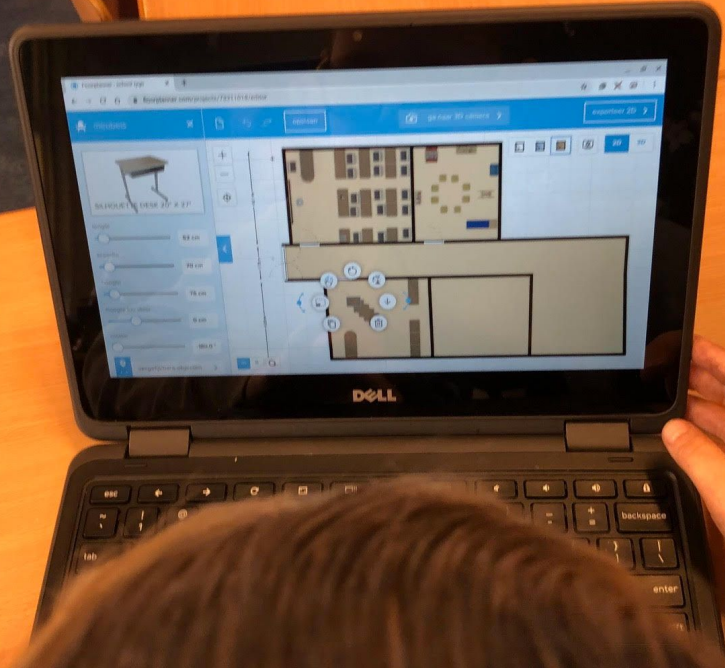
Camera instellingen
 Camera 1
 camera bijwerken
 camera hoogte 165 cm
 breedtebeeld 60.0°
 light & background

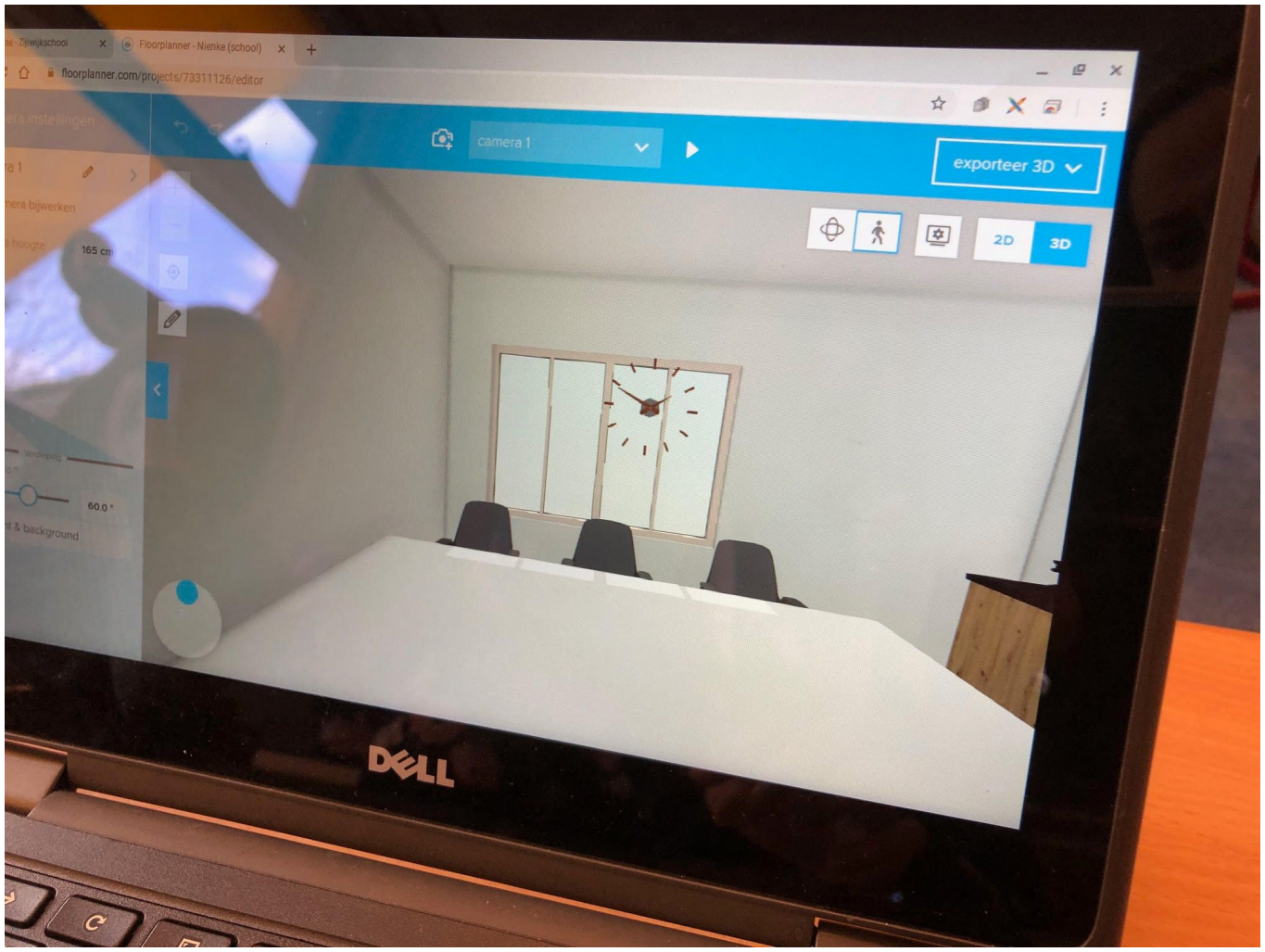
camera 1
 exporteer 3D

2D 3D

Uitloggen NLD 14:25







se. Zhiwyschool x Floorplanner - Nienke (school) x +

floorplanner.com/projects/73311126/editor

era. instellingen

g 1

era. bijwerken

hoogte: 165 cm

verandering

60.0°

st & background

DELL

☆ 🗑️ ✕ 📄 ⋮

camera 1

exporteer 3D

🕸️ 🚶 🗑️ 2D 3D



