

MORE TRADITIONAL RECIPES

Guillem Amer (Founder)

Işıl Gülmez (Founder)

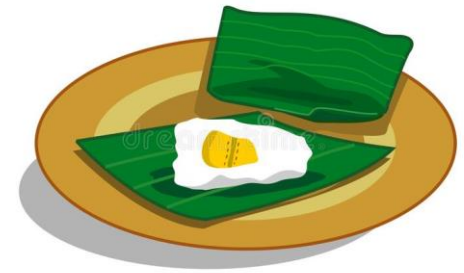
Annie & Claire Commereuc & Bocher

Irene Miceli

MORE TRADITIONAL RECIPES



Food is a highlighting element of the cultural background of a country. The traditional recipes are adapted to the elements that nature brings to people in each season of the year. That's why traditional food is an adaptation to the environment and plays an important role in the cultural heritage.



MORE TRADITIONAL RECIPES



Some typical recipes are well known worldwide, but this project aims to get to know new dishes and also see how different countries and regions might have really similar food and recipes.



MORE TRADITIONAL RECIPES



OBJECTIVES

- To practice the countable and uncountable nouns, the use of adverbs and the structure of a recipe
- To make a poster or a recipe book explaining the steps of a typical dish in the region or country
- To make a video explaining and showing how to make the dish
- To practice English in a communicative environment
- To promote the language exchange with other European schools
- To invent a recipe as a final product with all the partners
- To exchange some real food among partners
- To promote collaborative and cooperative learning



MORE TRADITIONAL RECIPES



- TWinspace (20/21)
- <https://twinspace.etwinning.net/151023/home>



MORE TRADITIONAL RECIPES



SCHOOL	CITY /COUNTRY	TEACHER
CEIP Escola Nova	Porreres, Spain	Guillem Amer
Zekai Gümüşdiş Ortaokulu	Bursa, Turkey	Işıl Gülmez

MORE TRADITIONAL RECIPES




1) INTRODUCTION. A live video conference will be made so that the students can introduce themselves and explain what recipe they are going to make. If the live conference can't be made, the videos will be uploaded on the Twinspace. To choose the recipes each class can make a Paddlet or similar to make a brainstorm of recipes and try to choose the most typical ones and not to repeat any of them.



MORE TRADITIONAL RECIPES




2) LOGO



MORE TRADITIONAL RECIPES



3) POSTER of the recipe or a recipe book. The posters will have the steps and pictures explaining the process. Vocabulary of food, adverbs and measures will be needed. These posters, materials, photos of the process will be uploaded and shared on the twinspace.



MORE TRADITIONAL RECIPES



4) VIDEO. A video explaining and doing the recipe will be made by each group. These videos will be available on the Twinspace.



MORE TRADITIONAL RECIPES



5) Online open and collaborative compilation cookbook or map with all the recipes of all the partners.



MORE TRADITIONAL RECIPES




6) FINAL KAHOOT with recipes of all the schools as a final activity. It can be live.



MORE TRADITIONAL RECIPES



7) Common product created by the partners
invent a recipe.



MORE TRADITIONAL RECIPES



8) Send food to the partners.



MORE TRADITIONAL RECIPES



EVALUATION

- Assessment. An evaluation using rubrics will be made to evaluate the group work, the presentations and the quality of the posters.



MORE TRADITIONAL RECIPES



Calendar

The objective is to begin in February.

1st week. Icebreaking activity. Videoconference. initial assessment, brainstorming of traditional recipes of each country (Padlet or similar)

2nd week. Prepare the posters with the instructions of the traditional recipe of each group.

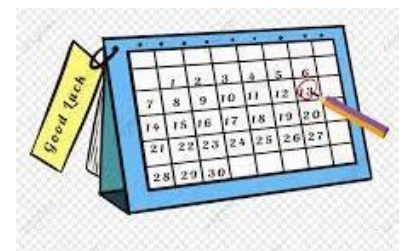
3rd week. Record the videos with the presentations. Share them on the TwinSpace and upload them on Flipgrid, so that other schools can write comments. Send traditional foods to the partners,

4th week. Students can choose a traditional recipe of another country and make the recipe at home and make a video. Share the recipes on a map with a photo and short instructions (Recepidia)

5th week. Final evaluation. Invent a recipe altogether.

The activities will be carried out in cooperative groups. All the products will be shared and will allow interaction with students.

As there are different activities and material to be prepared. Each teacher will be responsible for one of them.



MORE TRADITIONAL RECIPES



Results

- A public TwinSpace will be created. So that all the activities can be shared and seen by the parents and rest of the schools.
- It is expected that the students learn how to deal with new online tools, so that they improve their new technologies abilities. Besides, as the project will be done in English and the pupils will have to interact, they will improve their English communicative skills.
- Finally, all the project and work will be disseminated in a way that the parents, school and the surroundings are aware of the project.

