



Parts of a Plant

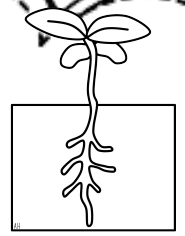
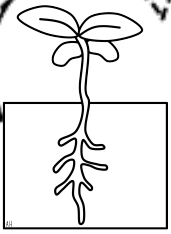
Free Resource kit



The Teacher's Treasure Chest

Label It!



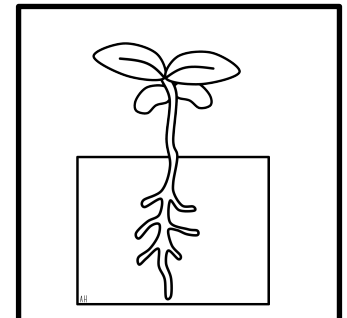

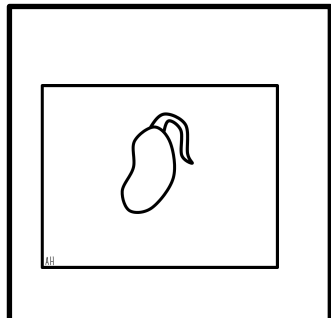

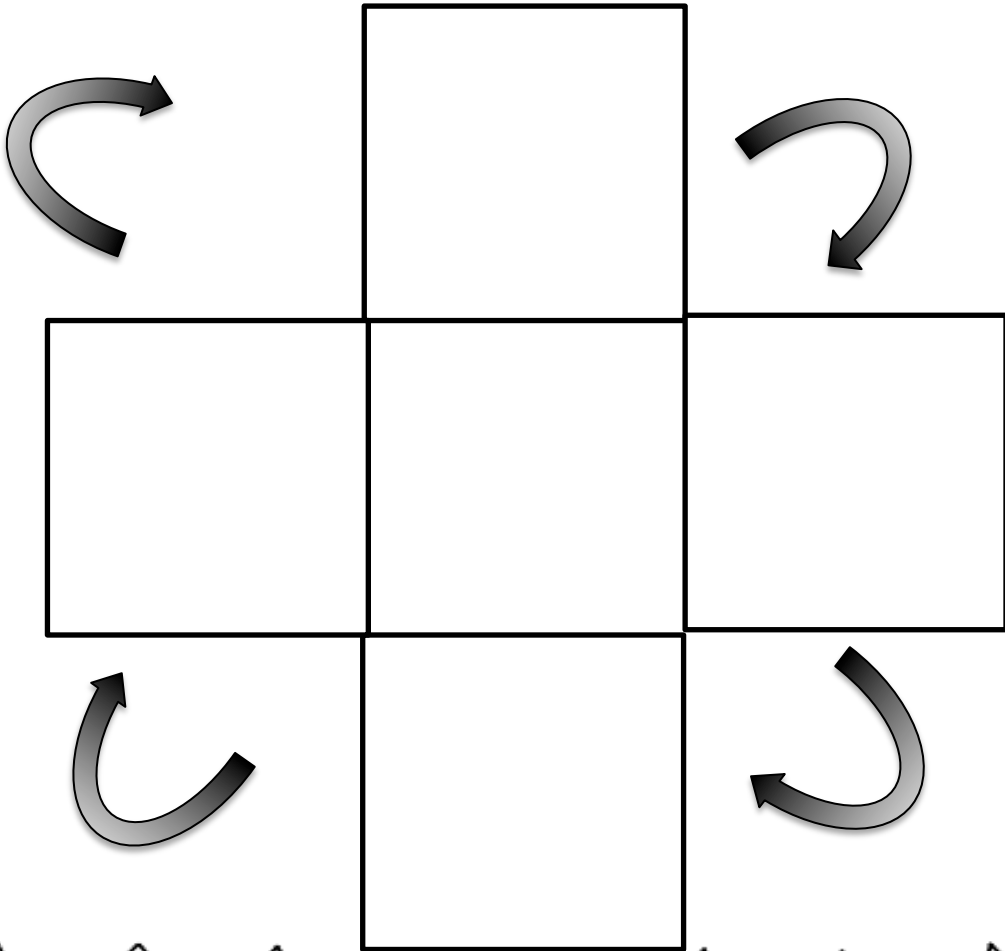


Plants

1. _____ hold plants in the soil.
2. _____ help hold up the plant.
3. _____ make the food for the rest of the plant.
4. _____ make new seeds.
5. New plants start from a _____.

Plants

cut out the pictures and glue them in order.



Plants ABC Order

seed flower root stem leaf
soil petals plant

1. _____

2. _____

3. _____


4. _____

5. _____

6. _____

7. _____

8. _____



©2012

Thank you for purchasing my products!

Please visit my blog

www.teacherstreasurechest.blogspot.com

for more ideas & freebies! Also, visit us on FB "The Teacher's Treasure Chest"

~Ashley~

Graphics & Fonts Courtesy of: First Grade Diaries, The Bubbly Blonde, Cara Carroll, Teaching in a Small Town, Dancing Crayon &:

