



MATHS PLAN

COUNTRY: Italy


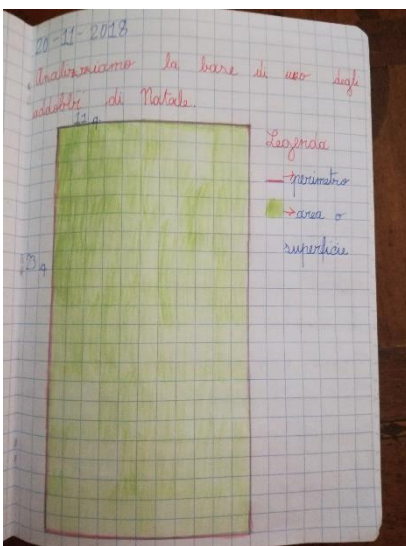
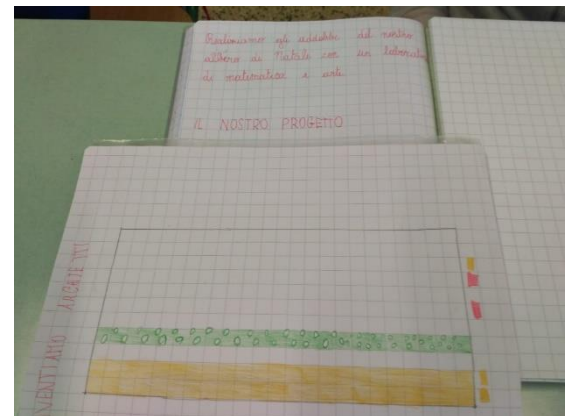
SCHOOL: Istituto Comprensivo "Nicola D'Apolito"

ACTIVITY NAME: Maths and Art

We realize a project: The Christmas lanterns

MATERIALS:

- a project to be drawn and realized
- Coloured pencils/felt pens etc
- Ruler
- ribbons of various colors
- net





ACTIVITY NUMBER: 1 MAKING ACTIVITY:

The teacher explains the activity to the students: a colored lantern must be built as a decoration for the Christmas tree. Then draw a rectangle and color the stripes that represent the colored ribbons.

Then we move on to realization.

Cut a net 11x12cm.


Pass the colored ribbon through the holes in the net in a straight line.

Change the colored ribbon from time to time.

Get a woven net.

Then join the two long sides of the net and add a ribbon at the top as a hook.

The Christmas lantern is ready.





PICTURES:





Co-funded by the Erasmus+ Programme of the European Union

2018-1-FR01-KA229-047689

DEVELOPING AND IMPLEMENTING NEW STRATEGIES IN MATHS CONNECTED CURRICULAR SUBJECTS





Co-funded by the Erasmus+ Programme of the European Union

2018-1-FR01-KA229-047689

DEVELOPING AND IMPLEMENTING NEW STRATEGIES IN MATHS CONNECTED CURRICULAR SUBJECTS

