



Results

Survey 341212

Number of records in this query:	22
Total records in survey:	22
Percentage of total:	100.00%



Field summary for Reasonsproject

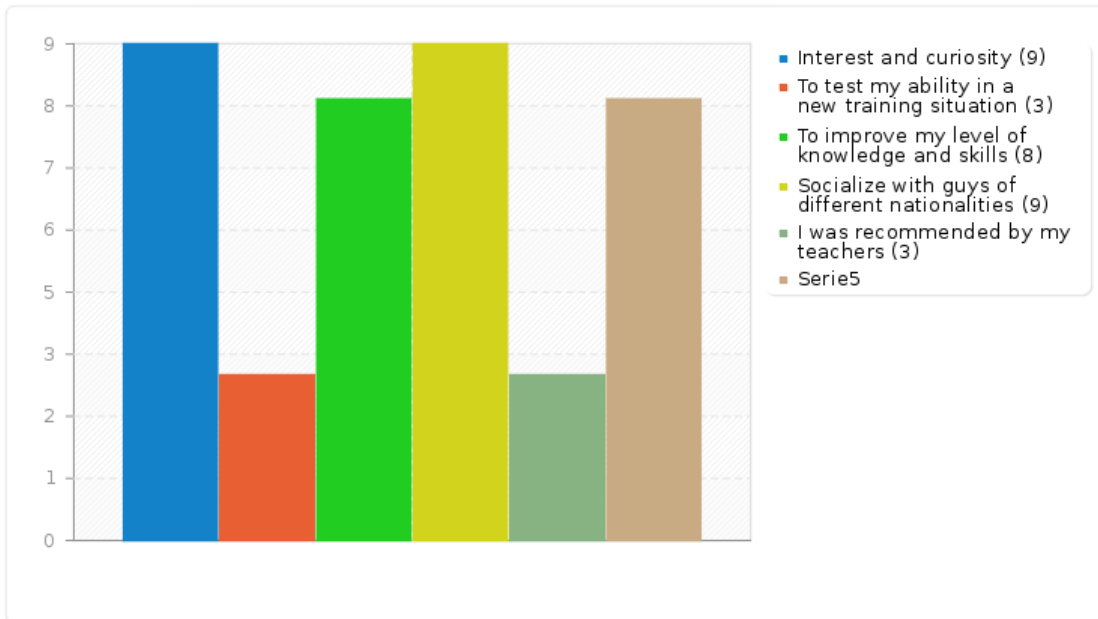
Which were the reasons why you decided to attend this project?

Answer	Count	Percentage
Interest and curiosity (SQ001)	9	40.91%
To test my ability in a new training situation (SQ002)	3	13.64%
To improve my level of knowledge and skills (SQ003)	8	36.36%
Socialize with guys of different nationalities (SQ004)	9	40.91%
I was recommended by my teachers (SQ005)	3	13.64%
Not completed or Not displayed	8	36.36%



Field summary for Reasonsproject

Which were the reasons why you decided to attend this project?





Field summary for Informationexpected

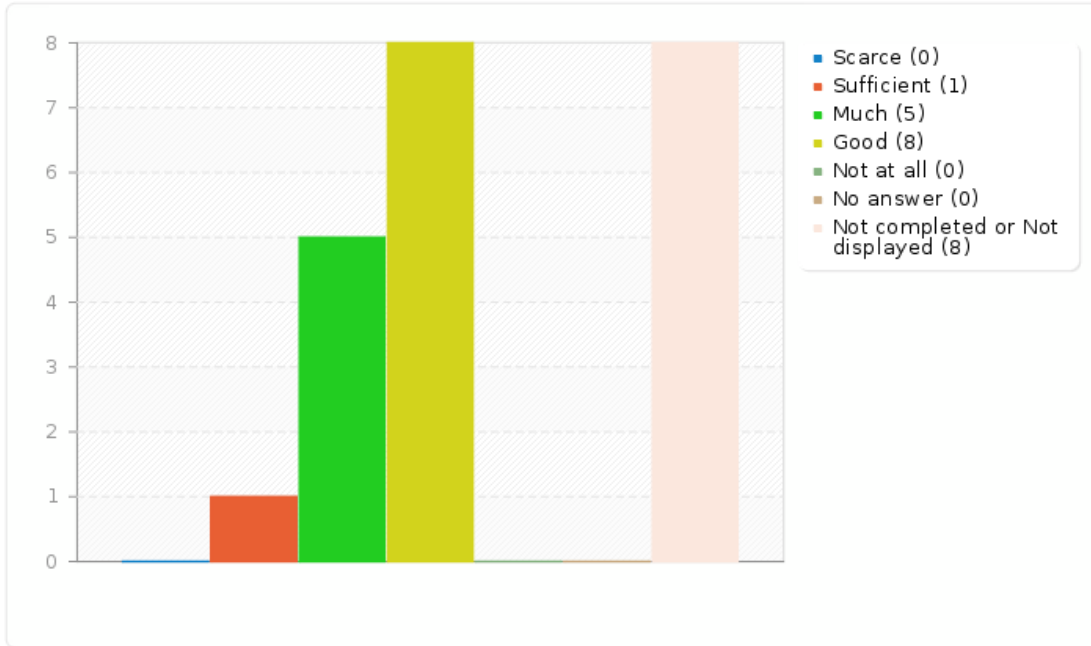
What do you think about the information received, compared to what you expected?

Answer	Count	Percentage
Scarce (A1)	0	0.00%
Sufficient (A2)	1	4.55%
Much (A3)	5	22.73%
Good (A4)	8	36.36%
Not at all (A5)	0	0.00%
No answer	0	0.00%
Not completed or Not displayed	8	36.36%



Field summary for Informationexpected

What do you think about the information received, compared to what you expected?





Field summary for Collaborateothers

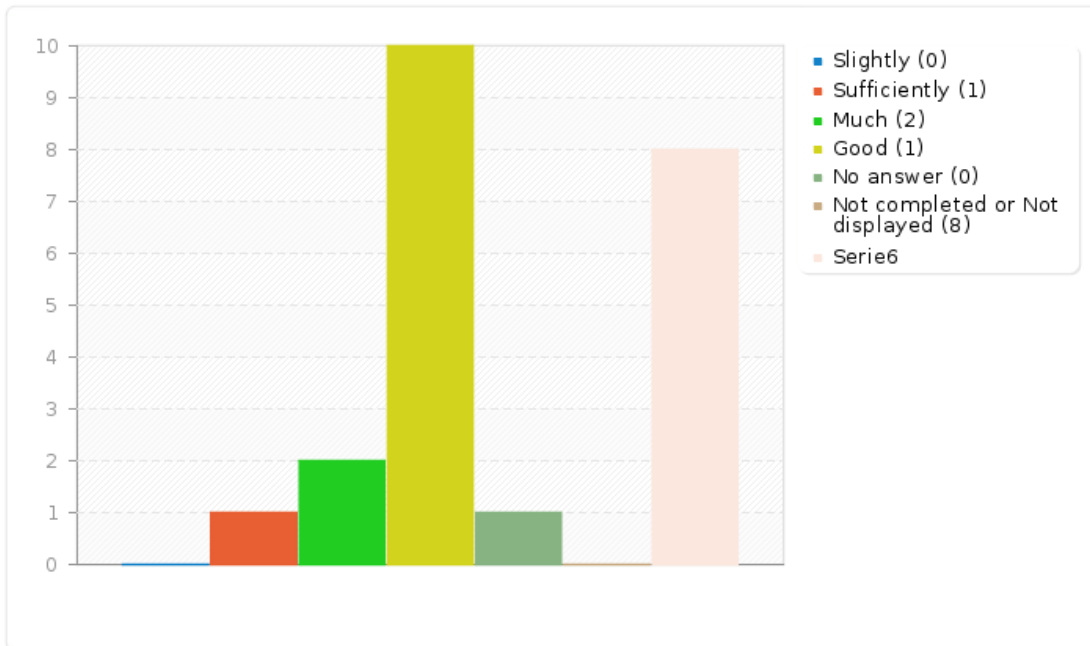
How do you feel it is useful to collaborate with others?

Answer	Count	Percentage
Slightly (A1)	0	0.00%
Sufficiently (A2)	1	4.55%
Much (A3)	2	9.09%
Good (A4)	10	45.45%
Good (A5)	1	4.55%
No answer	0	0.00%
Not completed or Not displayed	8	36.36%



Field summary for Collaborateothers

How do you feel it is useful to collaborate with others?





Field summary for Awareabilities

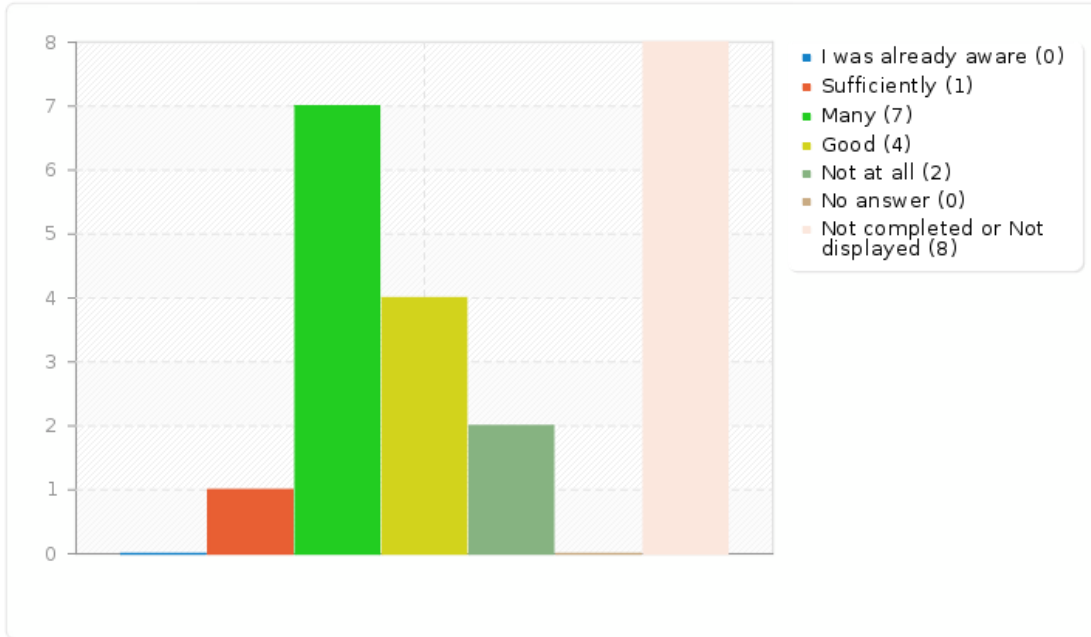
How much has it made you aware of the abilities you have?

Answer	Count	Percentage
I was already aware (A1)	0	0.00%
Sufficiently (A2)	1	4.55%
Many (A3)	7	31.82%
Good (A4)	4	18.18%
Not at all (A5)	2	9.09%
No answer	0	0.00%
Not completed or Not displayed	8	36.36%



Field summary for Awareabilities

How much has it made you aware of the abilities you have?





Field summary for Problematicsituation

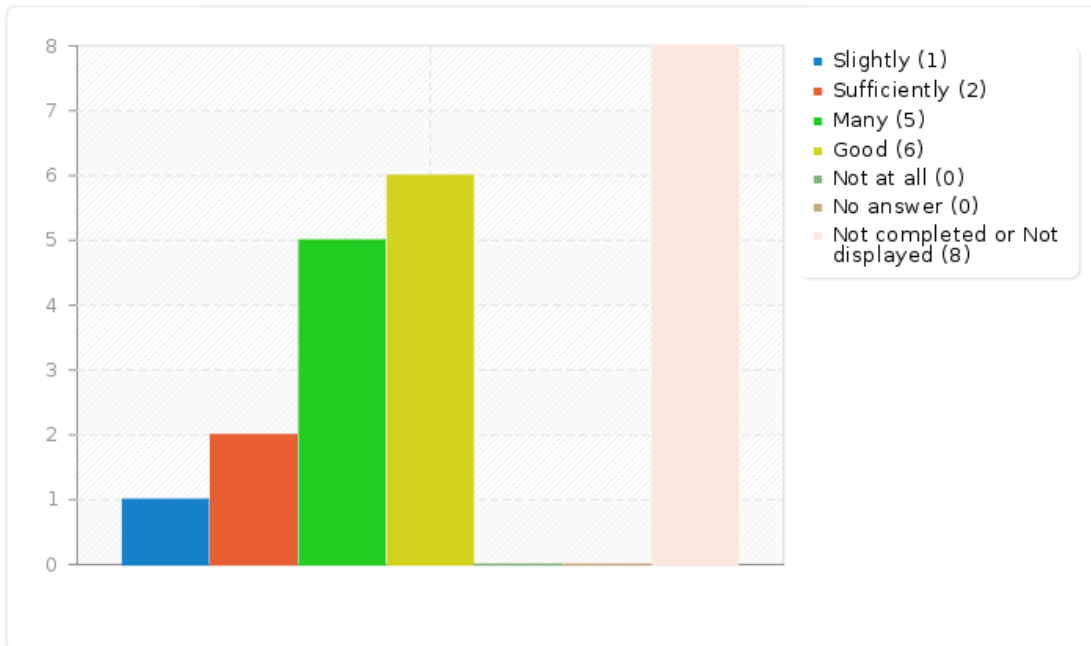
How much did it teach you to develop and solve problematic situations?

Answer	Count	Percentage
Slightly (A1)	1	4.55%
Sufficiently (A2)	2	9.09%
Many (A3)	5	22.73%
Good (A4)	6	27.27%
Not at all (A5)	0	0.00%
No answer	0	0.00%
Not completed or Not displayed	8	36.36%



Field summary for Problematicsituation

How much did it teach you to develop and solve problematic situations?





Field summary for knowledgestudents

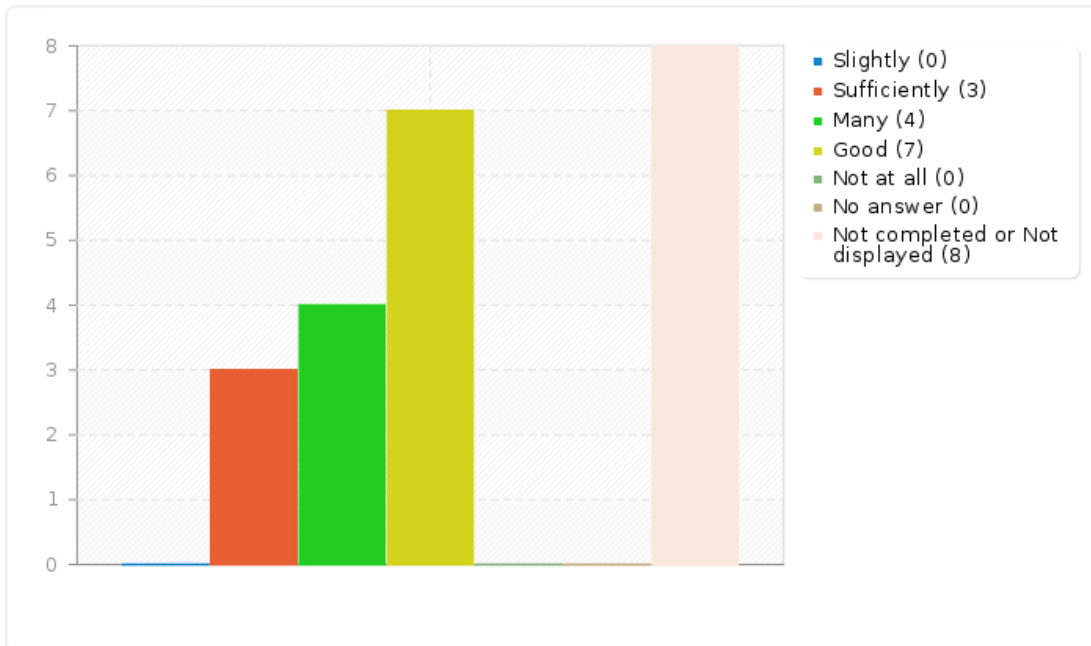
How much do you think your knowledge or skills are appropriate to those owned by the students of the partner countries?

Answer	Count	Percentage
Slightly (A1)	0	0.00%
Sufficiently (A2)	3	13.64%
Many (A3)	4	18.18%
Good (A4)	7	31.82%
Not at all (A5)	0	0.00%
No answer	0	0.00%
Not completed or Not displayed	8	36.36%



Field summary for knowledgestudents

How much do you think your knowledge or skills are appropriate to those owned by the students of the partner countries?





Field summary for Expectationssatisfie

Do you think your expectations have been satisfied?

Answer	Count	Percentage
Slightly (A1)	2	9.09%
Sufficiently (A2)	2	9.09%
Many (A3)	4	18.18%
Good (A4)	6	27.27%
Not at all (A5)	0	0.00%
No answer	0	0.00%
Not completed or Not displayed	8	36.36%



Field summary for Expectationssatisfie

Do you think your expectations have been satisfied?

