

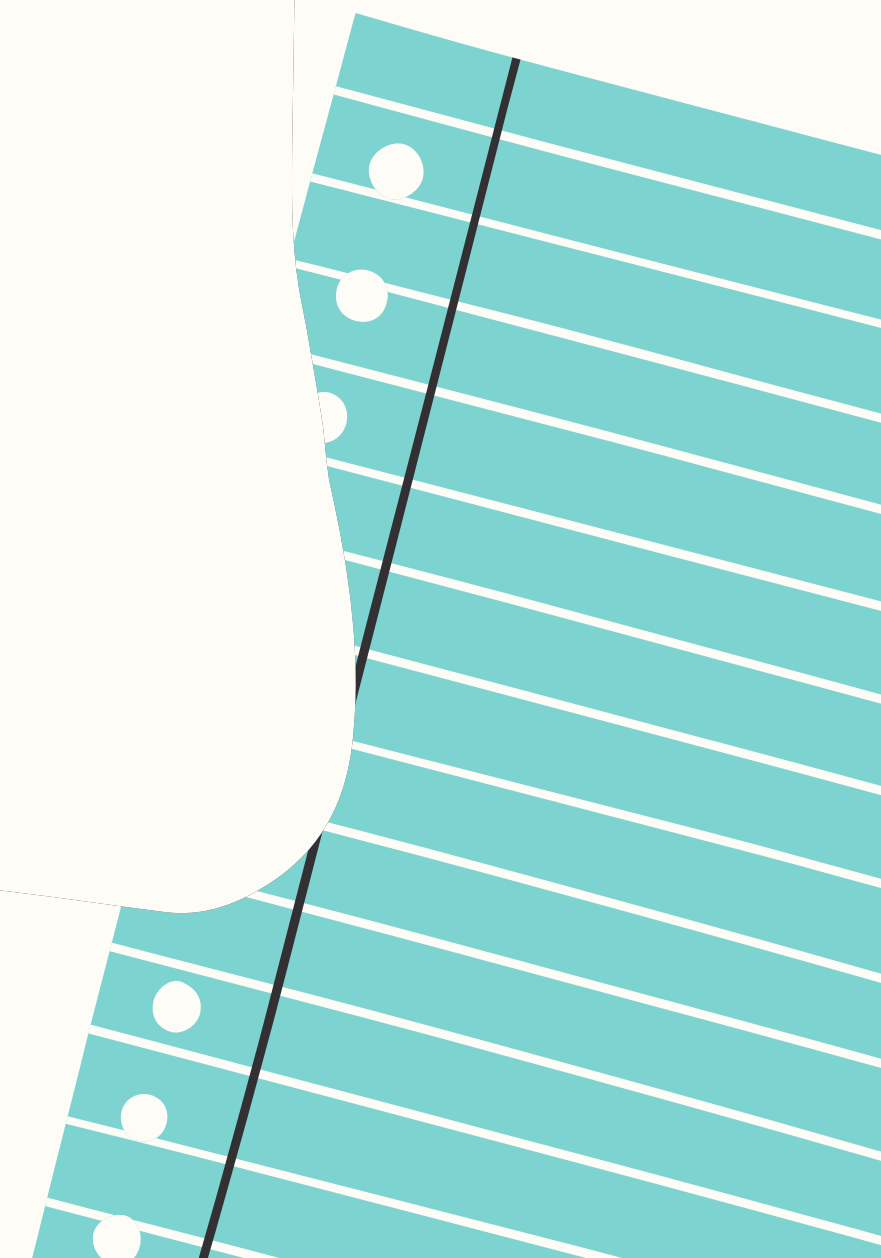


Erasmus+



## 2nd transnational Erasmus+ meeting Portugal 19th to 21st October 2021

Evaluation meeting questionnaire





Flora vgs.  
Vestland fylkeskommune



Erasmus+



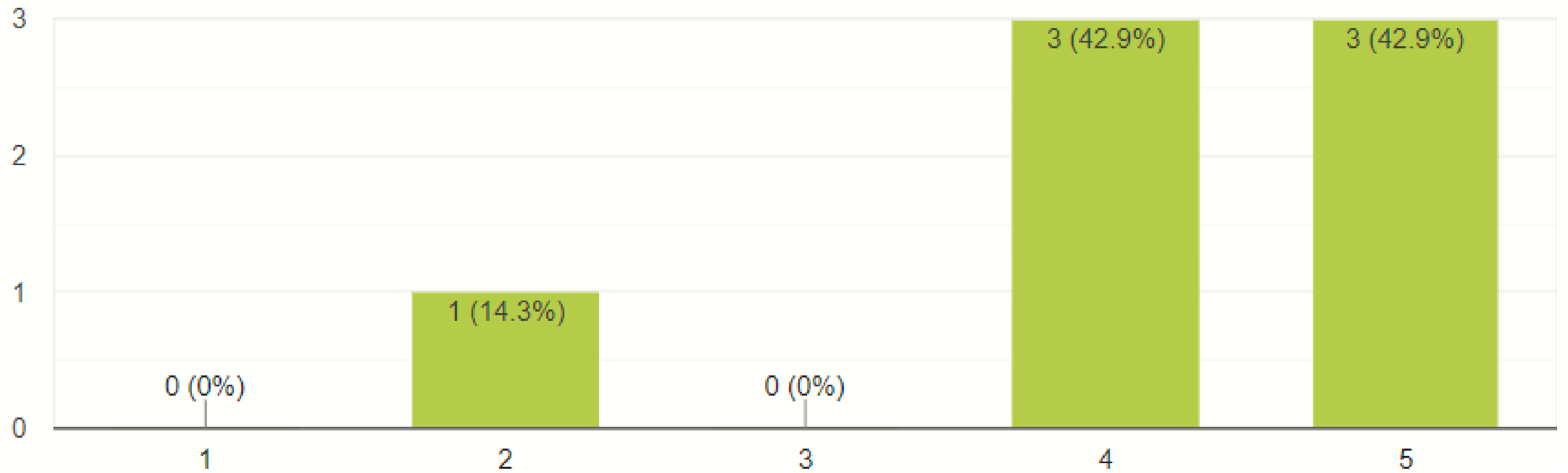
E-form was filled in by 7  
teachers from Belgium  
and Norway.






## 1. The information previously provided for this transnational meeting was...

7 responses

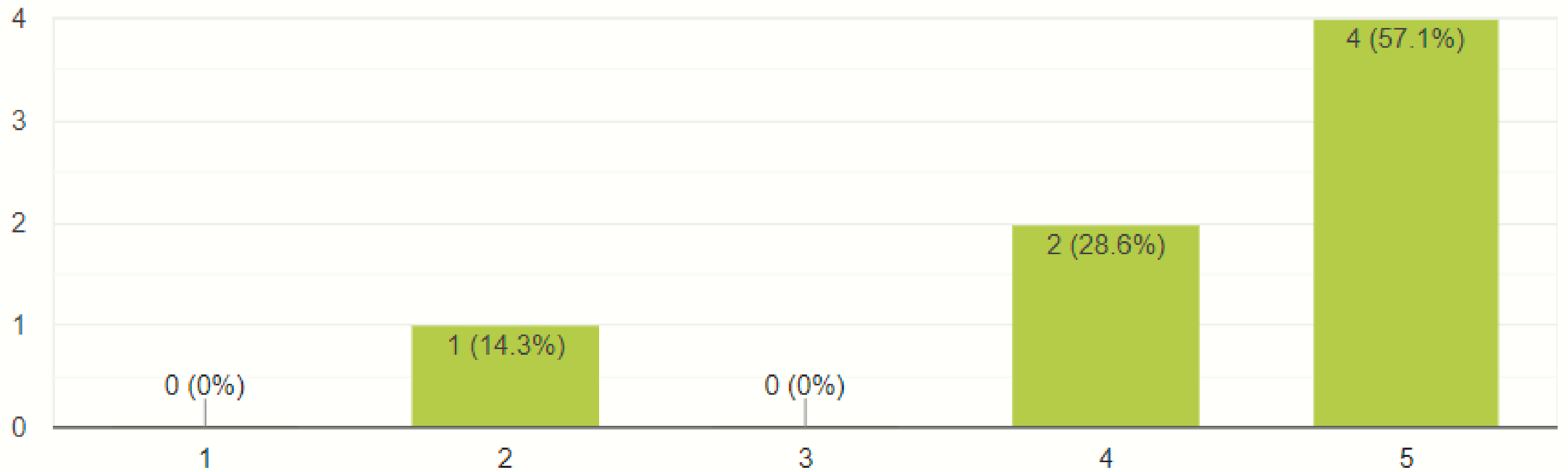


1- Not Satisfactory; 2- Satisfactory; 3- Good ; 4-Very Good ; 5- Excellent

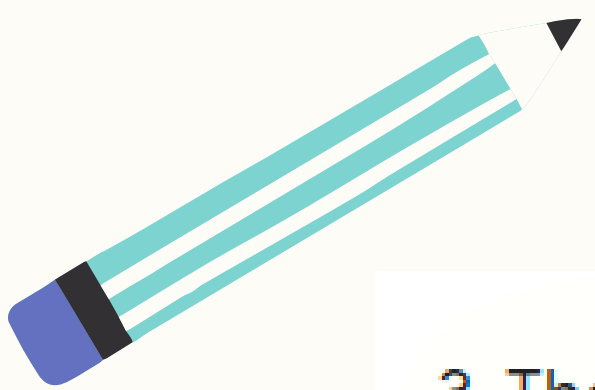


## 2. The accommodation met your expectations.

7 responses

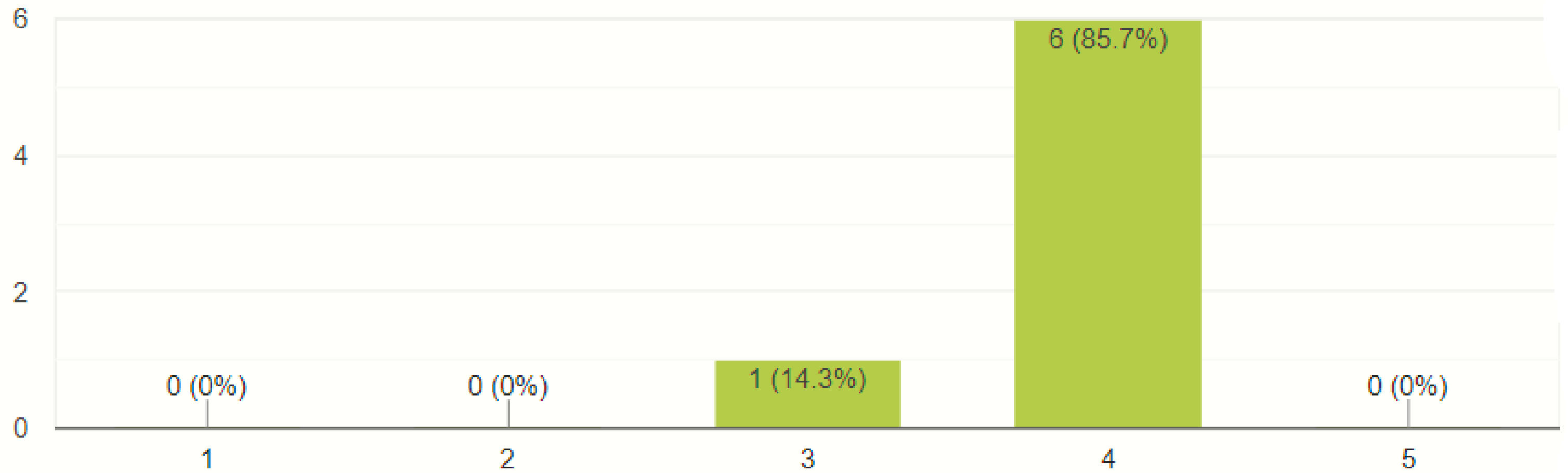


1- Not Satisfactory; 2- Satisfactory; 3- Good ; 4-Very Good ; 5- Excellent




### 3. The importance of this meeting in developing planned activities was...

7 responses

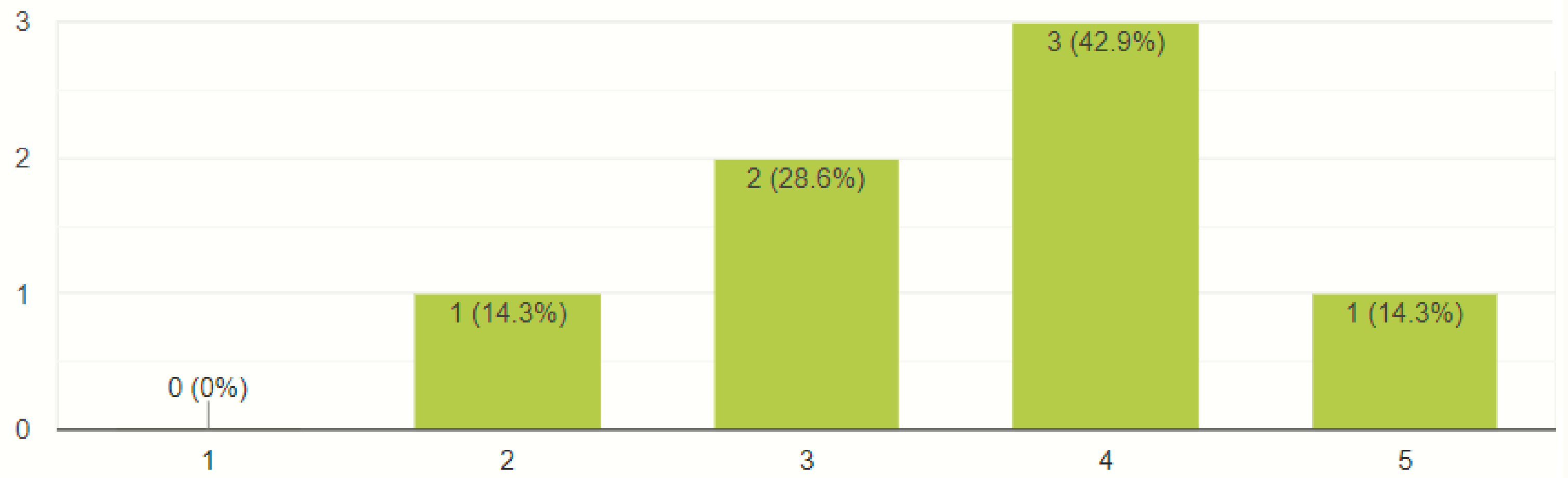


1- Not Satisfactory; 2- Satisfactory; 3- Good ; 4-Very Good ; 5- Excellent




#### 4. The planned agenda covered the project's aims.

7 responses



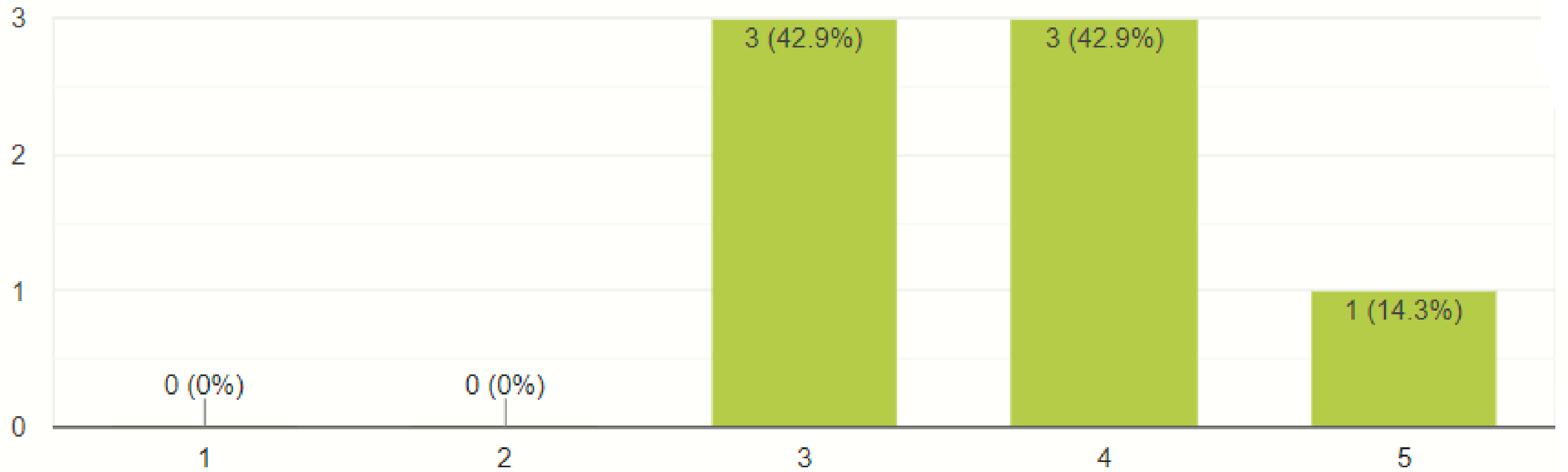
1- Not Satisfactory; 2- Satisfactory; 3- Good ; 4-Very Good ; 5- Excellent






## 5. The content of the workshops/activities during the week was...

7 responses


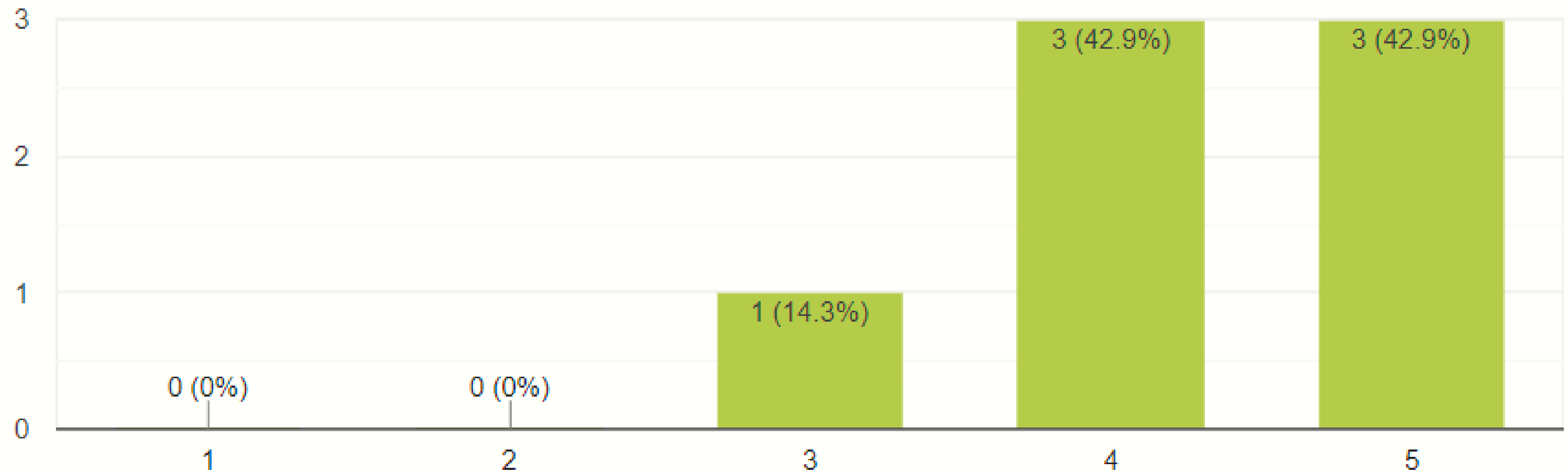


1- Not Satisfactory; 2- Satisfactory; 3- Good ; 4-Very Good ; 5- Excellent



6. During the meeting the opportunities for group interaction and the collaborative working were...

7 responses



1- Not Satisfactory; 2- Satisfactory; 3- Good ; 4-Very Good ; 5- Excellent





7. Please list 3 things you liked or that you consider to implement or be useful for your activity:

7 responses

- emotional learning
- awareness og digital citizenship
- e-twinning

Digital citysentship, Trip line, digital escape room

1) Emotional intelligence. 2) Working together in teams/collaborating with different tasks (such as drawing a person together, escape-room with students, m&m-task). 3) Tripline.

To meet your pupils, to visit beautiful cities, the emotional intelligence programme.

I am going to try to make a escape game with google docs. Hope to find a guideline how to make it. I also liked the triplane app to plan trips. Students can use it to plan a fieldtrip at the end of the year or a walk through the village with explanations about specific buildings, places...

The materials (the box and domino) in wood we saw in the teacher training school is something we want to make as well for our students. It is a good teaching method we can use to teach the curriculum in an other way.

I hope to get more information about the Emotional workshops because this is something very important to do with our students. It is something we can implement in our school.

I like the working methods that have been given to us in teacher training.  
From small to large:

- M&M game
- Introduce your group on the basis of a whole body and divide the body parts and your qualities.
- The wooden game box they developed.

They are all elements that can be directly or almost immediately implemented in my lessons

1. Emotional intellegence - their own elaborate method/book.
2. Six hats method.
3. European club with their students from first grade to the last year.



8. Mention 2 things that you would like to know more about.

7 responses

e-twinning  
tripline

E-twinning, Emotional luggage

1) Etwinning. 2) Tripline.

Emotional intelligence

I would love to know more about the Emotional workbook. We really want to implement some of the activities in our school. It would help if we could have a copy of it. We know that it is in Portuguese, but we can find a way to translate it. We would use it as a guideline to open the topic in our school to have it implemented.

I would like to know more about the teaching methods that are used in the classes to see how the curriculum is taught with new teaching methods.

Is there a guideline to make an escape game in google docs?

During the webinar of Portugal it became clear that I want to learn more about this topic. And looked forward to our live meeting.

The workshop on emotional intelligence met my expectations and at the same time I wanted to learn more. So I would like to have an in-depth look at this. Both theory and practical applications. We agree that emotional intelligence is a very important development point. That it affects learning, work and that it stays with us for the rest of our lives.

I would very much like to implement this further in my lessons, in our school. Our students could benefit so much from this. That's a fact.

The other application is the trip planner: triplane. It looks like a nice, fairly simple application to use with the students for the trips we take.

We can start small with a day trip and then the multi-day trips. Here are perhaps even more practical tips and tricks that we can take into account.

1. Emotional intelligence - their own elaborate method/book - that they implement from kindergarten through the entire school years.

2. Their practical approach and implementation during classes, with their students, of the future classroom - Fablab - digitization of education in the near future.



### 9. Specify something that could be improved.

7 responses

We could try to do a little more of the planning digitally in advance so that we can do more of the practical tasks at the physical meetings.

More practical exercises/interactions with the students, Some of the planning could have been done at digital meetings in advance

1) Having the meetings where we discuss the next trip and so forth earlier in the day or before the meeting/trip. 2) Interacting more with the students. 3) Learning more about the curriculum at the school.

More outdoors activities, internet

I missed being in the classes and working with the local students. I think we need to keep in mind this is a very important part of the project and I missed it this time... But I understand this was maybe not possible because of Corona guidelines in the school.

The workshop on e-twinning would have been even better if we had better prepared it. It felt like a missed opportunity about a good idea.

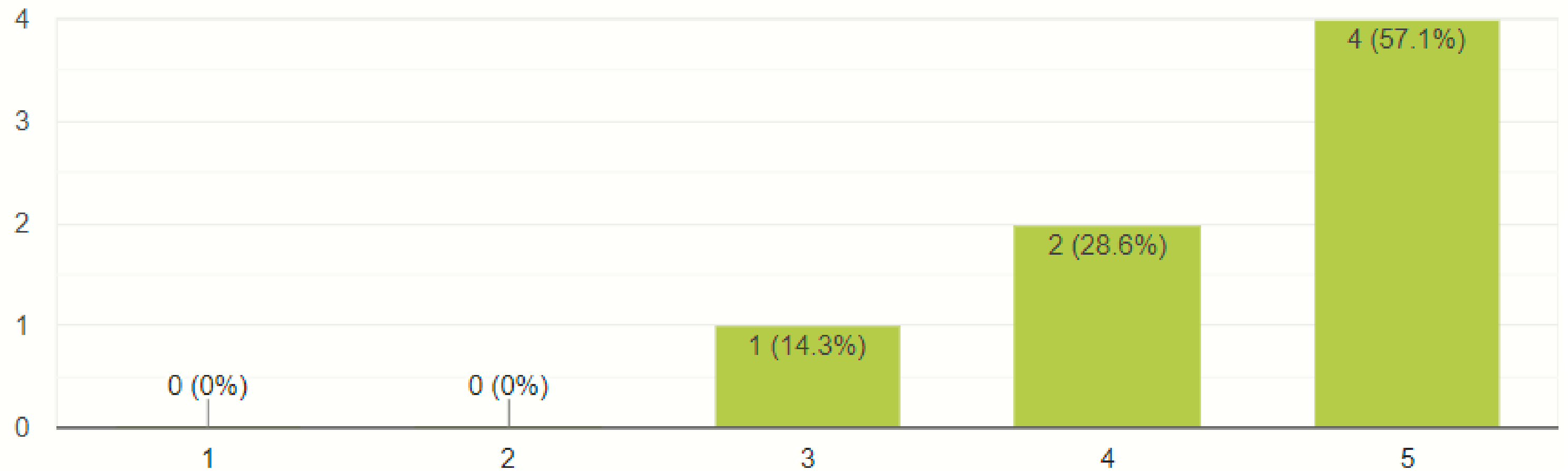
(passing email addresses, starting profiles,...)

1. During the preparation, before the effective meeting, have partners create the necessary logins that are needed during the workshops to make everything run smoothly.
2. Completely share the offered methods with the partners so that they can be used afterwards in function of the project.
3. Openness and willingness to collaborate online with students within the same methods and themes. Adapted to each partner's students and classes.



10. In general terms, you evaluate this meeting and the host ...

7 responses



1- Not Satisfactory; 2- Satisfactory; 3- Good ; 4-Very Good ; 5- Excellent