

# Evaluation of the mobility in Florø

## May 3<sup>rd</sup> to may 5<sup>th</sup> 2022



Co-funded by the  
Erasmus+ Programme  
of the European Union



Traveling to new teaching adventures

Flora vgs.  
Vestland fylkeskommune




Welcome to  
Norway  
and to Florø





Co-funded by the  
Erasmus+ Programme  
of the European Union  
  
Traveling to new teaching adventures

 Flora vgs.  
Vestland fylkeskommune

## Participant list

<b>Belgia (7):</b> <b>(3 teachers + 4 students)</b>	<b>Romania (8):</b> <b>(4 teachers + 4 students)</b>	<b>Portugal (9):</b> <b>(4 teachers + 5 students)</b>	<b>Norway:</b>
<p>Teachers:</p> <ul style="list-style-type: none"><li>• Ilse Delo</li><li>• Ann Scheers</li><li>• Marcel Corteebeck</li></ul> <p>Students:</p> <ul style="list-style-type: none"><li>• Anissa Hammadia</li><li>• Nikita Huion</li><li>• Kristof Van Aken</li><li>• Laura De Decker</li></ul>	<p>Teachers:</p> <ul style="list-style-type: none"><li>• Iușan Emilia-Ramona</li><li>• Arsân Anca</li><li>• Drocaș Corina</li><li>• Țigăra Camellinda-Constantina</li></ul> <p>Students:</p> <ul style="list-style-type: none"><li>• Gâlcă Radu-Andrei</li><li>• Nagy Levente</li><li>• Păceană Marin-Alberto-Larry</li><li>• Pîrv Raul</li></ul>	<p>Teachers:</p> <ul style="list-style-type: none"><li>• José Manuel batista Carreira (headteacher)</li><li>• Isabel Maria Gomes Reis</li><li>• Maria Helena Pina Raposo Domingos</li><li>• Jorge Manuel da Silva Conde</li></ul> <p>Students:</p> <ul style="list-style-type: none"><li>• João Pedro Ferreira Rabita</li><li>• Lourenço Sousa Piscalho</li><li>• Joana Margarida Dionísio Sousa</li><li>• Leonor Nunes Bento Coutinho Russo</li><li>• Marta Trindade Alexandre</li></ul>	<p>Teachers:</p> <ul style="list-style-type: none"><li>• Lars Anders Nybu (Tlf: 41 53 06 04)</li><li>• Ingunn Selås (Tlf: 41 53 06 79)</li><li>• Jorunn Marie Grønntun (Tlf: 95 88 98 13)</li><li>• Runar Fumes (Tlf: 91 11 09 16)</li></ul> <p>Students:</p> <ul style="list-style-type: none"><li>• Linnea Trondsen</li><li>• Live Bakke Nydal</li></ul> <p>Music:</p> <ul style="list-style-type: none"><li>• Gufran Al-Ani (song)</li><li>• Jorunn Bakke Nydal (piano)</li></ul>





	LOCATION	DESCRIPTION
1	Florø lufthamn	The airport.
2	Kinn Hotell	The hotel you are staying at.
3	Flora vgs.	The upper secondary school.
4	Bunnpris	The grocery store closest to the hotel (open 8 am - 10 pm).
5	MIX Go-Biten	Fast food shop (open 10 am - 10 pm).
6	Kystmuseet	The Coastal Museum (visit on Wednesday).
7	Flora ungdomsskule	The lower secondary school (visit on Thursday).
8	Sørstrand folkepark	Recreational area along the sea shore.
9	AMFI Florø	The shopping centre (open 10 am - 7 pm).
10	Strandgata	The main street with some shops, restaurants and pubs.
11	Haffen	The youth club (visit for the students on Wednesday).
12	Vesle Kinn	The local brewery (visit for the teachers on Wednesday).
13	Storåsen	Small hill with a view over Florø.

**Before the visit, the participants had to choose which activities they wanted to participate in**



Co-funded by the Erasmus+ Programme of the European Union  
Traveling to new teaching adventures

Florø vgs.  
Vestland fylkeskommune

## Choice of activities

On Tuesday, May 3rd

Name: \_\_\_\_\_

Teacher:  Student:

On Tuesday May 3rd you can decide which activities you want to attend both after lunch and after dinner. By filling in the forms below, you can make a priority according to your own wishes and interests:

<b>13:30 - 15:30 p.m.</b>	
By now you hopefully have got to know a bit about our school, and we would now like to offer you an insight into some of the disciplines at our school through some examples on teaching practices. You will have the opportunity to participate in two of the following three activities.	
Activities:	Please rank by interest by inserting the numbers 1, 2 and 3 below (1=highest priority)
<b>Philological studies:</b> In this session you will get to know how some of our teachers use the Sway Software to create learning paths and new ways of learning for their students.	
<b>Science studies:</b> This session includes a visit at the laboratory of chemistry at our school. Here you will get an example on how our students engage in practical experiments and assignments.	
<b>Vocational studies:</b> In this session you will have the opportunity to visit our department of vocational studies. Here you will get an example on our student activities in this area.	



<b>18:00 p.m.</b>	
Florø is a small town with a relatively small city center, but there is also a lot of other things to see and do in the area. We would like to show you some of the things we do in the afternoons when we have some time off. (Beware that much of it depends on the weather, so the activities will have to be adapted accordingly) You will have the opportunity to participate in one of the following activities.	
Activities:	Please rank by interest by inserting the numbers 1, 2, 3, 4 and 5 below (1=highest priority)
<b>Mountain Hiking:</b> At 293 meters above sea level the mountain Brandsøyåsen is the highest point in Florø. From here you will get a magnificent view of the area. We will use about an hour to get to the top. Join us on a medium-level walk suitable for most people in a medium to good shape.	
<b>Sea Shore Hiking:</b> Florø is a peninsula located in the westernmost parts of Norway between a myriad of fjords and island. We are surrounded by the sea on all sides. Join us on a peaceful walk suitable for everybody along some of the sea-shore areas.	
<b>Boat-trip:</b> As we live by the sea many of the inhabitants of Florø have access to a boat. When the weather allows <u>it</u> we like to go fishing or just spending some of the day out on the sea. Join us on a boat-trip if you want to see Florø from the sea, and maybe do some fishing.	
<b>Guided City-Tour:</b> Florø has a main street that runs parallel to the coastline. The main street still has some small shops, and some activity takes place here, although much of the activity has been moved to the city's shopping centre. Join us on a short tour of the city.	
<b>No organized activity:</b> Florø is a small place, and maybe you prefer to explore the area on your own. Most parts of Florø is reachable on foot. Many hiking areas are easy to find using a map. Just ask if you need any advice on what to do when you are here.	



## Program for the mobility in Florø

**Tuesday 3/5-2022**

	<b>Teachers program</b>	<b>Students program</b>
Kl. 09:00	Pickup at the hotel entrance.	
	Peaceful walk/sighting on the way to school	
	Coffee break at the arrival	
Kl. 10:00	Welcome by the headmaster + information about the school	
Kl. 10:30	Information about the Norwegian school system by the headmaster	Information about the school system and how it is to be a student at Flora vgs, by our students
Kl. 11:30	School Tour by the headmaster	School tour by our students
Kl. 12:00	Student presentations from Romania, <u>Belgium</u> and Portugal	
Kl. 12:30	Lunch in the school cafeteria	
Kl. 13:30	Workshops: Different activities together (Sign up for activities in a separate form) <ul style="list-style-type: none"><li>- Philological activities</li><li>- Science activities</li><li>- Vocational activities</li></ul>	
Kl. 15:30	Dinner in the school cafeteria	
Kl. 18:00	Afternoon activities. (Sign up for activities in a separate form) <ul style="list-style-type: none"><li>- Mountain Hiking</li><li>- Sea Shore Hiking<ul style="list-style-type: none"><li>- Boat-trip</li></ul></li><li>- Guided city tour</li><li>- No organized activity</li></ul>	

# Welcome to Flora upper secondary school

One of many new teaching adventures ©  
Knut Chr. Clausen - headmaster



## Our school:

- 500 regular students
- 30 language training students
- 40 adult learners
- 95 staff



- Flora upper secondary school:
  - Knowledge, inspiration and personal growth for all
  - 550 students
  - 7 programmes (general and vocational)

- The Florø area:
  - On the coast of western Norway
  - Strong community culture for personal initiative and entrepreneurial mindset both in business and socially
  - Thriving industries based on resources like fish, oil, gas, mining and cutting edge technologies within sea farming, hydrogen and maritime construction.
  - Small public government sector except from social services, health care and education

- Demographics:
  - 12 000 people
  - Lower birth rates
  - Older population
  - 14% immigrant population
  - **Students from vocational studies find work locally**
  - **Students from general studies generally move to larger cities**



Flora upper secondary:  
Examples of best practice in building sustainable local communities

- School run projects
  - Preparing young immigrants for upper secondary education
  - Educating migrants to become certified health care workers in collaboration with local community
  - Maintenance work on nature trails for the benefit of the local community



In addition to seven programmes with 500 students – we have:

- Two groups with language training
- Four groups with vocational training for adults

An inclusive environment and egalitarian culture:

- Teachers and school management are addressed by first name by students
- The education act states that bullying and harrassment is delt with at the highest level in each school

But there is also the 10% rule:

- Students with more than 10% illegal absence from lessons are not granted a right to grades in a subject - and thus will not complete a school year.



Examples of using Youth businesses to facilitate the entrepreneurial mindset for students 16-19



Flora upper secondary:  
Examples of best practice in  
building sustainable local  
communities

- Student run projects as Youth Businesses
  - Students in our Building and construction programme make benches, tables, bus stop shelters and rest huts for the benefit of our local community



Flora upper secondary: Examples  
of best practice in  
building sustainable  
local communities

- Student run projects as Youth Businesses
  - Students in our sports programme deliver Physical Education (PE) for young immigrants preparing for upper secondary education
  - Students in our Healthcare, child & youth programme deliver homework assistance to kids in primary school
  - Students in our Healthcare, child & youth programme as «Yellow angels» visiting homes for the elderly
  - And organizing “Birthday parties and events” for kids.



# Education in Norway at Flora upper secondary school

## Specialization in general studies

---

- You choose specialization in
  - natural science and mathematics
  - languages, social sciences and economics



## Sports and physical education

---

- You learn
  - about physical activity and training
  - training management
  - about health, nutrition and the structure of the body
  - theoretical subjects



## Healthcare, childhood and youth development

---

- You learn
  - about health-promoting work
  - about physical and mental health
  - about the anatomy of the body
  - about communication and interaction
  - about the development of children and young people
  - about diet, nutrition and hygiene



## Sales, service and tourism

---

- You learn
  - economical and sustainable operations
  - marketing, entrepreneurship and innovation
  - administration and digital tools
  - tourism and travel
  - customer relations and sales
  - planning and implementation of security measures



# Building and construction

---

- You learn
  - producing and erecting new buildings and facilities
  - renovating and maintaining buildings and facilities
  - climate and technology
  - using drawings, descriptions and calculations
  - quality and safety
  - knowledge about materials



# Electrical engineering and computer technology

---

- You learn
  - Installation and maintenance of electrical and electronic systems
  - installing, connecting and programming electrical and electronic systems and installations
  - repair of electrical equipment
  - developing new electronic products
  - configuring and programming equipment and components
  - safety, security and documentation



# Education in Norway

AGE	YEAR	General study programmes		Vocational study programmes		The Follow-up Service	Statutory right	
18 years	13	UPPER SECONDARY EDUCATION AND TRAINING	Vg3 in school	Vg3 Supplementary Studies	Vg3 in school			Workplace training
			Vg2 in school		Vg2 in school			
16 years	11		Vg1 in school		Vg1 in school			
		COMPULSORY EDUCATION	Lower secondary				Legal right and obligation	
13 years	8							
6 years	1	Primary education						
1-5 years		KINDERGARTEN					Statutory right	

## Some pictures from Tuesday 3<sup>rd</sup> of May











## Wednesday 4/5-2022

	Teachers program	Students program
Kl. 09:00	Short information about the program of the day	
Kl. 09:30	The champions of the masters	
	Canoeing at the lake	
Kl. 11:30	Lunch in the school cafeteria	
Kl. 12:30-14:00	The Coastal Museum	
Kl. 15:00	Dinner in the school cafeteria	
Kl, 16:00	Tour at the local brewery, Kinn Guided tour and tasting Evening at the brewery	Organized creative activities in the local
Kl. 18:30 - 21:30		"Haffen" - The youth club

## Some pictures from Wednesday 4th of May










## Program for the mobility in Florø

**Thursday 4/5-2022**

	<b>Teachers program</b>	<b>Students program</b>
Kl. 08:45	Visit Flora secondary school. Teachingmethod in secondary school.	
Kl. 11:00	Coordinators meeting. Status on the project, planning etc.	Preparing dinner - barbecue
Kl. 12:30	Lunch in the school cafeteria	
Kl. 13:15	Refelctions etc.	Outdoor activities at Sørstrand (the local beach)
	Outdoor-activities at Sørstrand	
Kl. 16:00	Farwell dinner - Barbecue	

### Some pictures from Wednesday 4th of May







## Drømmeskolen – «The dream school»

- The dream school is a model for working systematically with the psychosocial environment in upper secondary and upper secondary schools.
- The goal is to create a learning environment where students experience security and belonging, where they get to use their resources, and where the mental health of the individual student is promoted.
- Especially important first school year



## Drømmeskolen – «The dream school»



### Important topics...

- Good classroom environment
- Involvement
- Build cohesion
- Feelings
- Bullying
- Multicultural upbringing

→ Has regular awareness / working throughout the school year



## Report mobility

### SHORT TERM EXCHANGE OF GROUPS OF PUPILS

### SHORT TERM TRAINING EVENT FOR STAFF

### 3<sup>rd</sup> TRANSNATIONAL MEETING

3rd-5th of May 2022

Flora vgs., Floro, Norway

All the participants at the third mobility in Norway had high expectations in terms of finding out more about the teaching methodologies used in other countries; getting experience; observing similarities and differences between countries, regarding the educational systems; learning new teaching strategies and interactive games and activities; improving the motivation for teaching/learning; discovering new ways of using the technology in learning and teaching; meeting new people; knowing better the partners of the project; sharing the results off all the teams, covering the theme Emotions.

The students and teachers participated to different and various activities with the teachers and students from the host school (Flora vgs). They were attending the presentation about Norwegian school system and how is to be a student at the host school, then they took place in a guided tour of the school. After that, each country partner presented their work on the theme of Emotions.

The students and teachers did participate to the following activities:

- Philological activities
- Vocational activities
- "The champion of the masters" activities
- Outdoor activities (climbing, canoeing, Coastal Museum visit)
- Socializing activities
- Experiencing the BTC methods

From the students' perspective, the students had the opportunity: to participate to the electricity workshop) and to work on a "real" electricity panel; to interact with the partner schools students during the various activities of the champions of the masters; to experience outdoor activities and the Norwegian culture ( mountain hiking, canoeing at the lake, creative and socializing activities at The youth club).

The teachers have been attend several activities organized by the Norwegian school: activities presenting different teaching methods (the use of the Sway Software, the use of BTS (Building thinking classrooms method) in Mathematics; different workshops related to philological/vocational studies; activities that involve working in teams in order to reach a goal (different games where students and



teachers had to collaborate to win: "The champion of the masters", puzzle, Scrabble, canoeing); visiting other schools in the town of Florø, gaining a better understanding of the Norwegian school system and its inclusive character.

During the coordinators' meeting teachers planned important steps until the next meeting. Important data were decided such as dividing team tasks and establishing dates (organizing the eTwinning page of the project, setting dates for the last mobility in Romania (on-line), disseminating the project through the eTwinning platform and the project website).

We consider that this meeting was very well organized. The planned agenda covered the project's objectives. During the meetings students and teachers had the opportunity to experience the European spirit in many ways: educational, cultural, social.

## Students Learning Diary - Romania Summary

**Meeting place:**

*Flora vgs., Floro, Norway*

**Date:**

3rd-5th of May 2022

**Expectations**

Make brief notes on your expectations before the meeting, lecture or activity.

- Knowing the school and the Norwegian school system;
- Discovering new things about the Norwegian culture;
- Meeting new people; making new friends;

**Activities**

Make brief notes on what you did in the meeting, lecture or activity that you attended.

- Participating at the vocational activities (electricity workshop); working on a "real" electricity panel;
- Participating at the activities from "The champions of the masters";
- Collaborating/working together with the Belgian and Portuguese students in different activities;
- Experiencing outdoor activities: canoeing, climbing to the mountains;
- Interaction with Norwegian students during different activities.

**Learning outcome**

Make brief notes on what you learned from the meeting, lecture or activity.

- Learning how to create resources using the computer, using the Sway application
- Using the Rubik Cube in calculation
- Practicing canoe on the lake
- Participating at different and interesting activities (The Champions of the masters)

**Reflections**

Did you learn what you expected to learn from the meeting, lecture or activity? How can you make use of your new knowledge?

- Creating new digital resources
- Using Rubik Cube in math
- Practicing more outdoor activities
- Participating in the future at various activities as we have experienced during this meeting: sport activities, puzzle activities, team-work activities.

The students improved their English communication skills, interacted with the students from the partner schools, enjoyed the educational and cultural activities.

## Teachers Learning Diary - Summary Romania

**Meeting place:**

*Flora vgs., Florø, Norway*

**Date:**

3rd-5th of May 2022

**Expectations**

Make brief notes on your expectations before the meeting, lecture or activity.

- Finding out more about the teaching methodologies used in Norway;
- Observing similarities and differences between countries;
- Learning new teaching strategies/methods and interactive activities;
- Improving the motivation for teaching/learning;
- Sharing the results off all the teams, covering the theme Emotions.
- Meeting new people; learning more about the Norwegian way: traditions, food, specific activities, choices for enjoying nature and culture.

**Activities**

Make brief notes of what you did in the meeting, lecture or activity that you attended.

- Knowing the school and the Norwegian school system;
- Attending several activities organized by the Norwegian school, activities presenting different teaching methods ( the use of the Sway Software, the use of BTS (Building thinking classrooms method) in Mathematics;
- Taking part in different workshops related to philological/vocational studies and in Activities that involve working in teams in order to reach a goal (different games where students and teachers had to collaborate to win: "The champion of the masters", puzzle, Scrabble, canoeing).
- Visiting other schools in the town of Florø, gaining a better understanding of the Norwegian school system and its inclusive character.

- Being introduced to the culture of the town, as the visit to the local Coastal Museum, trip in the mountains, trip on the sea.

**Reflections**

How did the meeting, lecture or activity meet your expectations?

- We consider that this meeting met our expectations; it has been an interesting and constructive experience. It was very well organized.
- The experience was very enriching and inspiring.
- The workshops and the activities were very interesting and important.

**Evaluation**

What did you learn from the meeting, lecture or activity?

How can you make use of this in your own practice?

The Norwegian way is much better understood after the visit. Norwegian school life, culture, ways of including nature and working together are more appropriate to us now. The Sway Software and the BTS method could be easily embedded in our future activities. Also the model of "The champions of the masters" and activities involving outdoor experiences especially related to nature could be added to our next lessons in the years to come.

## Students Learning Diary – Portuguese students

**Meeting place:** Flora vidaregåande skule, Norway

**Date:** 3<sup>rd</sup> to 5<sup>th</sup> May 2022

<b>Expectations</b>	Make brief notes on your expectations before the meeting, lecture, or activity.
---------------------	---

- Students referred that they expected:
  - Contact with students and Norwegian culture.
  - A cold and calm city and a fun and unforgettable meeting.
  - Meet friendly and welcoming people.
  - A healthy and fun place.
  - A modern country and coy people.
  - No expectations, just an open mind.

<b>Activities</b>	Make brief notes of what you did in the meeting, lecture, or activity that you attended.
-------------------	--

- Students attended different activities:
  - Chemistry lab and Math class.
  - Canoeing.
  - Climbing the mountain/Boat trip.
  - Observing vocational classes.
  - The Coastal Museum.
  - Games at the library - The champions of the masters
  - The Youth Club

<b>Reflections</b>	How did the meeting, lecture or activity meet your expectations?
--------------------	--

- Students learned:
  - How to interact with people from different countries.
  - To improve communication and language (English) skills.
  - To dwell with different habits and traditions.
  - Schools and teachings methods are different.
  - To respect everyone in an equal way.
  - To gain more autonomy and be independent.
  - Work in teams.

<b>Evaluation</b>	What did you learn from the meeting, lecture, or activity? How can you make use of this in your own practice?
-------------------	--

- The gain of knowledge and experience will permit an enrichment of social and personal skills in their daily life.
- The constant need of communicating in English allowed them to improve their language skills.

- It was a unique opportunity to learn and make new friends.
- Their experience will be shared to their schoolmates.

## Teachers Learning Diary – Portuguese teachers

**Meeting place:** Flora vidaregåande skule, Norway

**Date:** 3<sup>rd</sup> to 5<sup>th</sup> May 2022

**Expectations** Make brief notes on your expectations before the meeting, lecture, or activity.

- Acquaintance of the Norwegian educational system.
- Acquire a perspective of the methodologies used in the school.
- Involved in tasks and work with project partners.

**Activities** Make brief notes of what you did in the meeting, lecture, or activity that you attended.

- Philological studies: working with Microsoft Sway
- Boat-trip
- The champions of the masters
- Canoeing at the lake
- The Coastal Museum
- Tour at the local brewery
- Teaching method in secondary school
- Working on the project

**Reflections** How did the meeting, lecture or activity meet your expectations?

- The meeting was well planned, and the activities were well organized.
- The school reception by the headmaster was important and welcoming to the teams.
- The school facilities aid the teacher's work, and it became helpful to get connect with a different reality.
- The meeting on Thursday was determinant to establish the project final steps.
- The cultural visits established a vision of the Norwegian way of life.

**Evaluation** What did you learn from the meeting, lecture, or activity?  
How can you make use of this in your own practice?

- The "Building thinking classrooms (BTC) in Mathematics" will be useful in our teaching practices and we will try to adjust it to other school subjects.
- We became aware that vocational activities are a major importance in the local community and allow students to have a professional activity.
- Visiting the school permitted to reflect and get new ideas of the school spaces.
- A closer interaction in the project activities with Norwegian students was expected.

- The warmth and all the work done by the Norwegian team was thoughtful.



## Meeting in Norway – 3rd to 5th of May 2022

Teachers Learning Diary - Belgium-teachers	
<b>Meeting place:</b> Floro Norway	
<b>Date:</b> May 3 <sup>rd</sup> – May 5 <sup>th</sup> , 2020	
<b>Expectations</b>	Make brief notes on your expectations before the meeting, lecture or activity.
	<ul style="list-style-type: none"> <li>- Looking at the school system in Norway, what are the differences with Belgium? What about the special needs students in Norway?</li> <li>- Learning about the different teaching methods in Norway.</li> <li>- Meeting with the teachers and students from the partner schools.</li> <li>- Interaction with the students of Norway.</li> <li>- Getting to know the Norwegian culture.</li> <li>- What about outdoor teaching?</li> <li>- Curiosity about the program we received.</li> <li>- The link between the program, activities and the different teaching methods. (Canoeing, visit to the museum)</li> <li>- It was a long time ago that we travelled with students for a mobility so we were also looking forward seeing how they would react.</li> </ul>
<b>Activities</b>	Make brief notes of what you did in the meeting, lecture or activity that you attended.
	<ul style="list-style-type: none"> <li>- School information and information about the Norwegian school system given by the principal.</li> <li>- School visit by the principal for the teachers. Walk through the classes, visit to the different buildings...</li> <li>- Joining workshops: chemistry (learning about DNA, reaction speed in games), Sway (how do they make a learning path in sway for the students. This is used during the classes and when teachers are sick and not in school) and electricity.</li> <li>- Cultural activity: walk in the mountains, boot trip.</li> <li>- Outdoor activities that show the way of teaching and working in Norway.</li> <li>- Dreamschool activities about teambuilding, working together... students and teachers from all the schools worked together in different activities for teambuilding).</li> <li>- Workshop in the lower high school about a way of teaching they use. First during math and implemented in other classes.</li> <li>- Visit of the coastal museum and learning about traditions in Floro.</li> <li>- Visit at the local brewery</li> </ul>



## Meeting in Norway – 3rd to 5th of May 2022

- Getting in touch with the local food, prepared by the Norwegian teachers in the project.
- We had nice talks during the walks to and from the school to the hotel.
- We joined our students in the activity in the youth center.
- On the last evening after the official program, we joined the Romanian partners for a walk to the beach.

### Reflections

How did the meeting, lecture or activity meet your expectations?

- The meetings, lectures and activities met our expectations more than we imagined.
- For some activities we did not know how it would be as a teaching method, after doing them and getting more information of the activities it was all clear to us.
- We were happy that we got in touch with different teaching methods.
- It is nice that things that we take for granted or for common, can get new dimensions by seeing them through the eyes of other teachers.
- We were happy to be able to see the special needs section of the school.
- It was great to change thoughts and to reflect about integration in education and the society. (In Belgium we still have a lot of students in special needs schools.)

### Evaluation

What did you learn from the meeting, lecture or activity?  
How can you make use of this in your own practice?

- We liked the idea of the workspaces where students and teachers could go to work or to have a talk. This gives privacy during the meetings, and you can concentrate more. It gives the students the opportunity to work in small groups and to work independent.
- The Dream school project: (champion of the masters) working together, solving problems... are skill that students need in the 21<sup>st</sup> century. We will also see how we can start to add these skills more in the curriculum. And we will start to train our students more in these skills. The wellbeing is also an important part in these activities. Also, the connection, trust... with each other and between teachers and students. If you feel good, you will learn better.
- Sway: we use Microsoft and teams in our school. Sway is a part of this and is great to use to make learning paths. You can do a lot in it. This is also great to use with our special needs students. It was great that the student that joined the workshop immediately has some great ideas to use it themself.
- Teachers are more in school. They have 20 hours of classes to teach, and they must be 13 hours in school to have meetings, preparation, collaboration. They do all the work in school and not at home. This makes it easier to meet with colleagues, to follow up students, and to have more family time in the weekend and more peace of mind.





## Meeting in Norway – 3rd to 5th of May 2022

- There are a lot of activities the students can do during the free time: pool tables, darts, .... This is something we must think about. It would help our students to fill in the free time during the breaks. It was great to have the big entrance hall that was used for a lot of things. (Library, relaxing space, couches, space to meet and talk, cafeteria, ...)
- Go outside to teach!!!!
- Let the students discover more. Let them explore, let them work together. Let them explain to each other and learn from each other.
- Take short times to talk and evaluate with your students.
- Use the entire classroom to teach. You can use windows, whiteboard to let the students think about problems and solve them. There is no front anymore to the classroom. Move the furniture!
- The book: building thinking classrooms in mathematic. Since we are a special needs school, we cannot use the complete teaching method in our classes. But, we can use the ideas to implement parts of the teaching method in our classrooms.
- When we start a class, it is important to let the students know what the goals are of the lesson and what you expect them to do and don't. Also, during and at the end of the lesson.



## Meeting in Norway – 3rd to 5th of May 2022

Students Learning Diary - Template	
<b>Meeting place:</b> Floro - Norway	
<b>Date:</b> May 3th – May 5th, 2022	
<b>Expectations</b>	Make brief notes on your expectations before the meeting, lecture or activity.
<ul style="list-style-type: none"> <li>- Some of them did not have a lot of expectations' because it was the first time that they had this experience.</li> <li>- They were looking forward seeing the school and how it is to go to school in another country.</li> <li>- Having contact with the students from the other partner school.</li> <li>- Following some classes with the Norwegian students.</li> <li>- Having the first experience of travelling in a plane and to go to a new country.</li> <li>- Getting in touch with the Norwegian culture. Food, traditions...</li> </ul>	
<b>Activities</b>	Make brief notes on what you did in the meeting, lecture or activity that you attended.
<ul style="list-style-type: none"> <li>- Teambuilding activities where we worked together with the students of the other countries. They loved holding the weight above the balloons and the big board with the ball.</li> <li>- We went canoeing on the lake</li> <li>- The boat trip on the lake</li> <li>- The hike in the mountains.</li> <li>- The activity in the other school where we worked together with the other students. Were we had to write with the cube.</li> <li>- School tour with the students.</li> <li>- The getting together in the youth house.</li> <li>- The presentation of sway and how we can use it in the school</li> <li>- The lab activities</li> <li>- Following a class in the electricity lab.</li> </ul>	
<b>Learning outcome</b>	Make brief notes on what you learned from the meeting, lecture or activity.
<ul style="list-style-type: none"> <li>- Working together with students that you never met before and that speak another language.</li> <li>- Learned to appreciate that all the students are different.</li> <li>- That Norway is a very cool, nice, beautiful, I want to go back country 😊</li> <li>- That you can also learn from active teaching. It was nice to be active and not to sit behind the desk for a long time.</li> <li>- During the Dreamschool activities we learned the importance of teambuilding!</li> </ul>	



## Meeting in Norway – 3rd to 5th of May 2022

<b>Reflections</b>	Did you learn what you expected to learn from the meeting, lecture or activity? How can you make use of your new knowledge?
<ul style="list-style-type: none"><li>- That the teachers from Norway can cook very well. And we would like to get the recipe so we can make it for our students in the class.</li><li>- We loved the teambuilding activities. We hope we can do it in school as well because it is important to learn to work together.</li><li>- Doing activities with the other training levels in our school. Not only collaborate between countries, but also between levels.</li><li>- We want to have lockers in our school where we can put our materials and laptops during break.</li><li>- We want to have more place to relax, also in the school building. A place where we can pool, play some games, a cafeteria, some couches to hang out...</li><li>- We want a bigger bike parking that is open and better reachable.</li><li>- We want to do more teambuilding activities. This can help to feel better as a person in school. It also helps to get a better relationship with our teachers. We would love to have some more 1 to 1 time with our contact teacher.</li><li>- The study rooms would be great to have. Small rooms where can work together, learn one to one with a teacher or do groupwork.</li><li>- We want to improve our gym facilities. (Climbing wall, grass inside, gym,...)</li><li>- A computer room where we can go during breaks.</li></ul>	

Co-funded by the Erasmus+ Programme of the European Union

Flora vgs. Vestland fylkeskommune

Traveling to new teaching adventures

Evaluation meeting questionnaire

**3RD TRANSNATIONAL ERASMUS+MEETING**

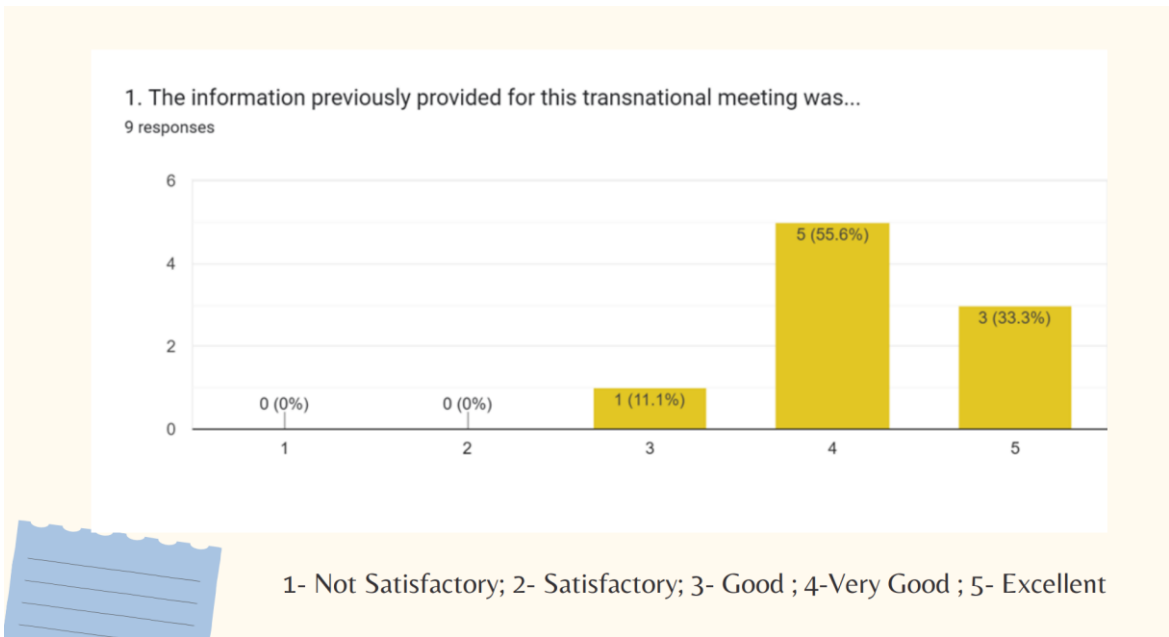
NORWAY, 3rd-5th May 2022

E-FORM WAS FILLED IN BY 9 TEACHERS FROM BELGIUM, PORTUGAL AND ROMANIA.

**CSEI**  
CENTRUL ȘCOLAR PENTRU EDUCAȚIE INCLUZIVĂ  
Str. Aviator Hădărean, nr. 3-5, 406002, Cluj-Napoca, România  
Tel. 0040 264 995 398 | Fax: 0040 264 431 560

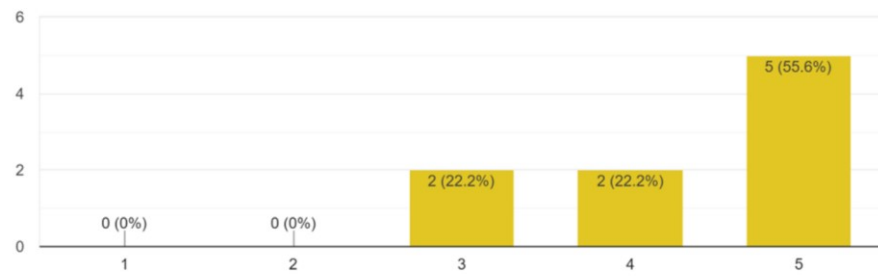
**GRUPAMENTO DE ESCOLAS ALMEIRIM**  
· Formar para o Futuro ·

Co-funded by the Erasmus+ Programme of the European Union



## 2. The accommodation met your expectations.

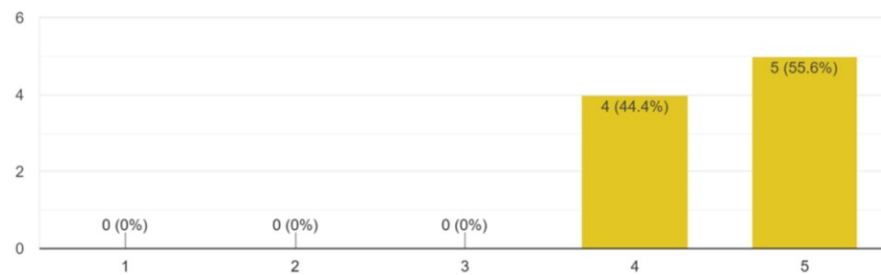
9 responses



1- Not Satisfactory; 2- Satisfactory; 3- Good ; 4-Very Good ; 5- Excellent

## 3. The importance of this meeting in developing planned activities was...

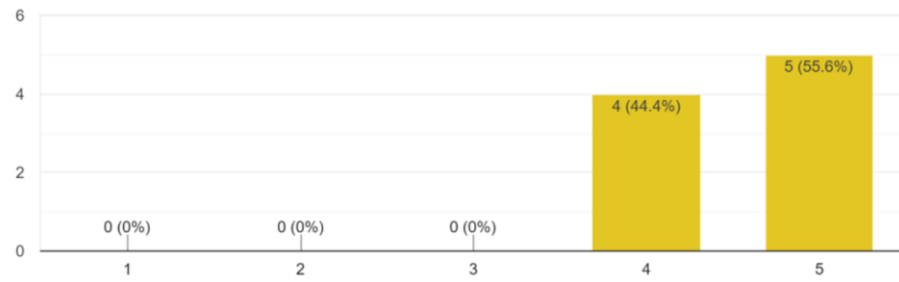
9 responses



1- Not Satisfactory; 2- Satisfactory; 3- Good ; 4-Very Good ; 5- Excellent

4. The planned agenda covered the project's aims.

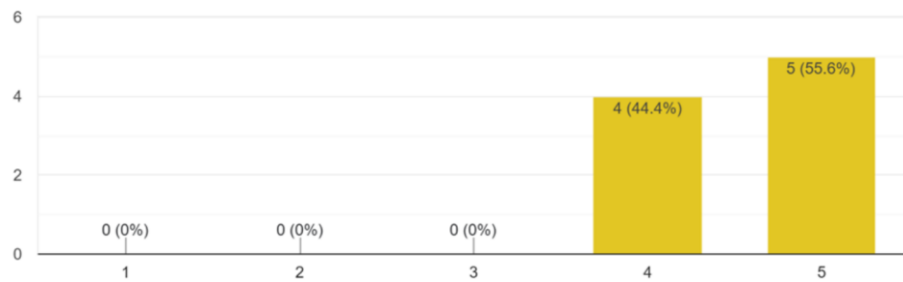
9 responses



1- Not Satisfactory; 2- Satisfactory; 3- Good ; 4-Very Good ; 5- Excellent

5. The content of the workshops/activities during the week was...

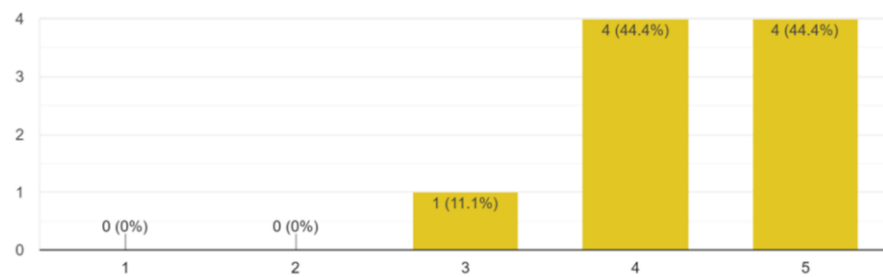
9 responses



1- Not Satisfactory; 2- Satisfactory; 3- Good ; 4-Very Good ; 5- Excellent

6. During the meeting the opportunities for group interaction and the collaborative working were...

9 responses



1- Not Satisfactory; 2- Satisfactory; 3- Good ; 4-Very Good ; 5- Excellent

7. Please list 3 things you liked or that you consider to implement or be useful for your activity:

The Dreamschool, working around teambuilding, feelings in the group;  
The workshop in the other school where we saw a great way of teaching;  
I will explain Sway to my colleagues as a good way to make teaching plans.

Interaction games between students;  
Building thinking classrooms (BTC) in Mathematics;  
New ideas of the school spaces.

The teaching practices with "Thinking Classrooms";  
The way of giving feedback;  
The games to welcome and include students.

Champion of the masters;  
Sway;  
Outdoor activities.

7. Please list 3 things you liked or that you consider to implement or be useful for your activity:

Activities linked with nature;  
Team work;  
Sway software used to teach different types of content.

Learned the BTC method, learned how to create digital materials, we did a presentation about emotions.

The teaching practices with "Thinking Classrooms";  
The way of giving feedback;  
The games to welcome and include students.

Philological and vocational workshops;  
The teaching method "Building Thinking Classrooms Mathematics";  
The the school visit and the Norwegian educational system presentation, were I had the opportunity to see how they are organized and how they function.

Adapting the ideas from "The champions of the masters ";  
Using Sway on my teaching class, BTC method.

8. Mention 2 things that you would like to know more about.

Lessons plans in Norwegian classes; information about the project final steps

I want to learn about the educational system and about the integration of children in educational system.

dream school: how do you plan the things - duration - forming groups - the practical organisation - sway

The special needs classroom: objectives on short and long term and personalized intervention.

Dream school: what kind of activities do you organize? How do you organize it during a year? I am looking into all the things you can do in Sway. There is a lot of things you can do with it to implement new teaching methods.

8. Mention 2 things that you would like to know more about.

The special needs classroom: objectives on short and long term and personalized intervention.

Activities linked with nature, team work, software used to teach different types of content.

Software used for teaching, methods of teaching math as group work.

Nothing to refer

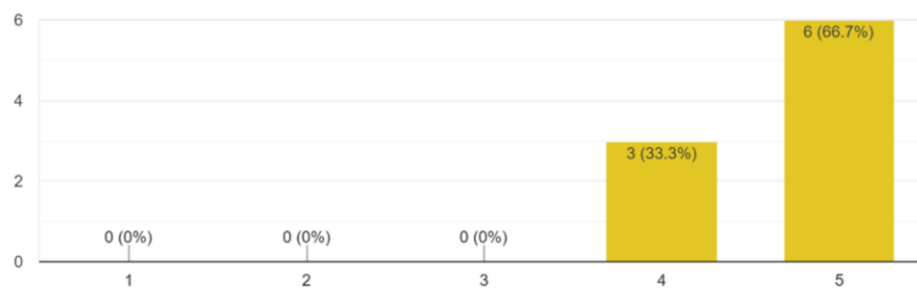


## 9. Specify something that could be improved.

- I missed the interaction with the students from Norway. It would have been great when some students from Norway would have joined us in the activities as well. They are also part of the project
- Interaction between students
- Nothing to report
- A wider interaction between students from all teams
- I would have been nice to have had more interaction with the students from Norway
- Activities where students from different partner countries have to work together, including students from the host country.
- I can't imagine what could be improved in a school that seems perfect and at a mobility perfect organized

## 10. In general terms, you evaluate this meeting and the host ...

9 responses

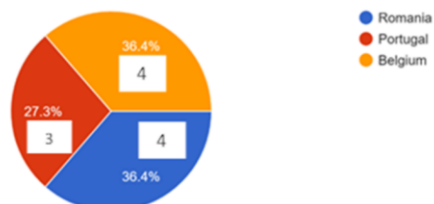


1- Not Satisfactory; 2- Satisfactory; 3- Good ; 4-Very Good ; 5- Excellent

E-FORM WAS FILLED IN BY 11 STUDENTS FROM BELGIUM, PORTUGAL AND ROMANIA.

## 1. Which country are you from?

11 responses



## 2. Note 1-2 activities where you have participated in the project.

Champion of masters, the hiking trip

The activities of the dreamschool and teambuilding. Canoeing.

Using the Rubik Cube in math, the electricity workshop.

Boat trip and canoeing

Électricité team building

## 2. Note 1-2 activities where you have participated in the project.

Champions of Masters, vocational activities

Philological activities, coast museum visit.

Lab experiment DNA - reaction speed, sway

The trip with the boat and the visit to the Yought Club

Canoeing and mountain climbing

Canoeing;  
Boat trip

## 3. What activities did you like most in this project and why?

I loved solving puzzles and the big maze with students from Belgium, Portugal and Norway.

The activity that I liked the most was the boat trip because it was an unforgettable experience and I went on a boat for the first time.

Lab experiment DNA - reaction speed, sway

The visit of the school with the students.

I liked the team building the most I could have more contact with other students

I like the workshop about Sway.

### 3. What activities did you like most in this project and why?

The entire week. It was the first time I had the chance to travel and meet new cultures.

I liked all the activities but I loved the canoeing because it was for the first time for me.

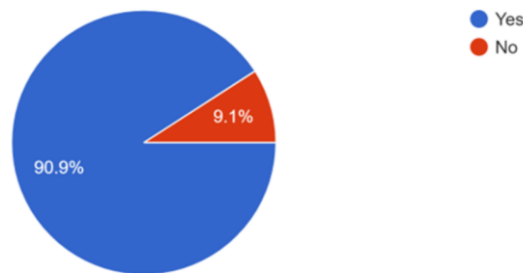
The activities that I liked the most were the science labs where we talked about genetics it's a topic that I really like

DNA experiment: because I like understand know how it worked, fun and experience

It is difficult to choose one activity as a favourite. The canoeing was the one I found most interesting. The conversation with the headmaster provided an insight into the Norwegian education system (five stars).

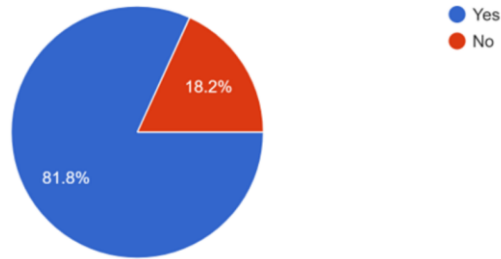
### 4. Did you communicate with other students from the partner schools during your visit?

11 responses



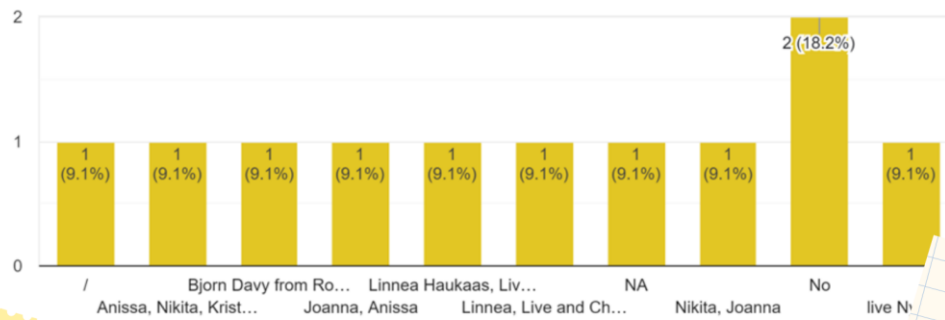
### 5. Did you make any new friends?

11 responses



### 6. If "Yes", can you remember and share with us their names?

11 responses



### 7. How did you feel during the visit?

11 responses

