




Co-funded by the  
Erasmus+ Programme  
of the European Union



Traveling to new teaching adventures  
2019-2021



## Meeting report

### *LTT-meeting in Belgium*

#### **Meeting date**

LTT meeting in Belgium: 19-21 November 2019

#### **Meeting location**

VZW De Ranken - Sint-Janshof Mechelen  
Nekkerspoelstraat 358b  
2800 Mechelen

#### **Participants**

##### **Portugal**

Isabel Maria Gomes Reis	teacher
Maria Antónia Teixeira	teacher
Maria Helena Pina Raposo Domingos	teacher
Beatriz Miguel	student
Carolina Pisco	student
Carolina Miguel	student
Mihaela Rotaru	student

##### **Romania**

Vasilica Cismaşu	teacher
Emilia - Ramona Iuşan	teacher
Cristina Mladin	teacher
Elisabeta Petruţ	teacher
Alex - Ciprian Menyhart	student
Cosmin - Adrian Cuibus	student
Victor - Abel Pintea	student
Tiberiu - Vicenţiu Seres	student

##### **Norway**

Lars Anders Nybu	teacher
Runar Furnes	teacher
Jorunn Marie Grønntun	teacher
Ingunn Selås	teacher
Hanne Kristin Vik	student
Rim Staidu	student
Lea Elizabeth Øien	student
Anna Rygg	student



Co-funded by the  
Erasmus+ Programme  
of the European Union



## Traveling to new teaching adventures 2019-2021



### Meeting program

Tuesday 19/11/2019

8.30:

Pickup at the hotel entrance to take the bus to our school  
Bus at 8.42

9.00:

Arrival at Sint-Janshof  
Nekkerspoelstraat 358b  
2800 Mechelen  
+32 15 20 27 61

Welcome by the headmaster and start of the program  
Some general school rules

9.30:

Students program	Teachers program
<ul style="list-style-type: none"><li>Interactive school tour with QR-codes</li></ul>	<ul style="list-style-type: none"><li>School presentation</li></ul>

10.10:

Coffee break

10.25:


Students program	Teachers program
<ul style="list-style-type: none"><li>Interactive school tour with QR-codes</li><li>Short presentation of the Portuguese students</li></ul>	<ul style="list-style-type: none"><li>School tour</li><li>Short presentation of the Portuguese students</li></ul>

12.00:

Lunch break

13.00:

Students program	Teachers program
<ul style="list-style-type: none"><li>Workshops: different activities together with our students</li><li>Coffee break from 14.35 until 14.50</li><li>Working on the learning diary</li><li>School ends at 15.40 – return to the city by bus</li></ul>	<ul style="list-style-type: none"><li>Time for some administration (only day at school of our headmaster!!)</li><li>Visit of a caring farm – by car</li><li>End of the visit at 16.00 – return to the city by car</li></ul>



Co-funded by the  
Erasmus+ Programme  
of the European Union



## Traveling to new teaching adventures 2019-2021



Wednesday 20/11/2019

8:00:

Leaving the hotel  
Bus at 8.12 to the school

8.30:

School starts

Students program	Teachers program
<ul style="list-style-type: none"> <li>Workshops: different activities together with our students</li> </ul>	<ul style="list-style-type: none"> <li>Presentation of good practices at Sint-Janshof in an active way</li> </ul>

10.10:

Coffee break

10.25:

Students program	Teachers program
<ul style="list-style-type: none"> <li>Workshops: different activities together with our students</li> </ul>	<ul style="list-style-type: none"> <li>Presentation of good practices at Sint-Janshof in an active way</li> </ul>

12.00:

End of the school day for our students and teachers  
Leaving to the city by bus  
Lunch at the city (French fries at a Belgian 'fritkot')

13.30:

City game to learn to know the city (all teachers and students together)

- Every team needs to load a game on 1 smartphone
- You only need the internet at the end of the game to send in the results

15.30:


End of the day  
Take some time for shopping. Shops close early (18.00) in Belgium!

Thursday 21/11/2019

8:00:

Leaving the hotel

- Students: bus to the school at 8.12
- Teachers: train to Brussels at 8.29 (we pick you up at the hotel)



Co-funded by the  
Erasmus+ Programme  
of the European Union



## Traveling to new teaching adventures 2019-2021



8.30:

Students program	Teachers program
<ul style="list-style-type: none"> <li>Cooking class</li> </ul>	<ul style="list-style-type: none"> <li>Train to Brussels and coordinators meeting in Brussels at the future classroom lab</li> </ul>

12.00:

Lunch break

Students program	Teachers program
<ul style="list-style-type: none"> <li>Students eat their own prepared meal</li> </ul>	<ul style="list-style-type: none"> <li>Teachers have lunch in Brussels at the future classroom lab</li> </ul>

13.00:

Students program	Teachers program
<ul style="list-style-type: none"> <li>Workshops: different activities together with our students</li> <li>Coffee break from 14.35 until 14.50</li> <li>Working on the learning diary</li> <li>School ends at 15.40 – return to the city by bus</li> </ul>	<ul style="list-style-type: none"> <li>Workshop at the future classroom lab</li> <li>Workshop ends at 16.30 – return to the city by train</li> </ul>

19.00:

Final diner at the city all together

Saying goodbye


### Description of the activities and pictures

#### Students

Presentation of the Portuguese students:

The students from Portugal prepared a presentation and a movie about their school and their city.





Co-funded by the  
Erasmus+ Programme  
of the European Union





## Traveling to new teaching adventures 2019-2021



Interactive schooltour with QR-codes:

Students walk through the school with a tablet. They have to follow the instructions they receive while scanning QR-codes. They walk through the school and visit a lot of classrooms and locations where they receive a little task.

The tour was made with Lessonup: <https://www.lessonup.com/en>



Workshops:

During the week the students from Portugal, Romania and Norvegia joined the classes in the Belgian school. They took lessons together with our students and learned about the things we do at our school.


Some pictures ...

*Shop assistant*



*Healthy breakfast*





Co-funded by the  
Erasmus+ Programme  
of the European Union



## Traveling to new teaching adventures 2019-2021



*Sports*



*Working for clients*



*Escape box*



*Carpenter*




*Ironing*



*Computer activity*





Co-funded by the  
Erasmus+ Programme  
of the European Union



# Traveling to new teaching adventures 2019-2021



*Coding*



*Thinking and doing*



*Metalwork*



*Art*




*Baking*



*Painting and colouring*





Co-funded by the  
Erasmus+ Programme  
of the European Union



## Traveling to new teaching adventures 2019-2021



### Actionbound city game

We learned to know the city using the app Actionbound: <https://en.actionbound.com/>

The Belgian school created a tour in the city. The other school had to follow the tour and answer some questions.




Player/Team	Players	Started on ^	Duration	Points	
<a href="#">Portugal</a>	7	November 20, 2019 2:25 PM	1 hour 20 minutes 41 seconds	250	<a href="#">Details</a> ▾
<a href="#">Romania</a>	2	November 20, 2019 2:23 PM	2 hours 25 minutes 45 seconds	220	<a href="#">Details</a> ▾
<a href="#">Norway teachers</a>	4	November 20, 2019 2:14 PM	2 hours 13 minutes 26 seconds	230	<a href="#">Details</a> ▾

### Cooking class:

On Thursday the students cooked their own meal. They went to the shop to buy all the ingredients and cooked everything following the recipe.







Co-funded by the  
Erasmus+ Programme  
of the European Union



## Traveling to new teaching adventures 2019-2021



### Teachers

#### Schoolpresentation and schooltour:


We explained the way we work at Sint-Janshof Mechelen in a presentation of the school. We visited the school and different classes to have an idea how we work.



#### Visit of a caring farm:

During the visit of a caring farm, our visitors learned about the philosophy of this way of working. They got some explanation about the principles of time out and care. They visited an example of a farm.






Co-funded by the  
Erasmus+ Programme  
of the European Union



## Traveling to new teaching adventures 2019-2021



Presentation of good practices:

We showed some good practices of Sint-Janshof by playing a game. We created a folder with information about different methods and activities we use at school to activate students.

Link to the activities: <http://bit.ly/STJpractices>




Visit to the future classroom lab:

We visited the future classroom lab for a workshop about activated learning.

<http://fcl.eun.org/about>





Co-funded by the  
Erasmus+ Programme  
of the European Union



## Traveling to new teaching adventures 2019-2021



### **Materials and outcomes**

Website:

<https://travellingtonewteachingadventures.weebly.com/>

Twinspace:

<https://twinspace.etwinning.net/91590/home>

Facebook:

<https://www.facebook.com/travelingtonewteachingadventures/>


Instagram:

<https://www.instagram.com/travelingteachingadventures/>

### **Agenda and decisions of the coordinators meeting**

Some agreements for the future of the project:

- Website:
  - General: good structure
  - Learning diaries: not on the website
  - Activities: part that shows results of activities with students
  - Twinspace: link adding on the website
- Logo and disclaimer:
  - General logo is on the Twinspace
  - Each partner checks the own national agency for specific information of the country
- Activities with students:
  - Theme: environment
  - Sharing and working together
  - Responsible: Portugal
- Pictures
  - We send the pictures of the meetings to all the partners using Wetransfer
- Learning diaries
  - Template provided by Norway: OK
  - Everyone works on the learning diaries in the own language
  - Everyone sends a summary to the meeting organiser to put it in the report.
- Lesson plans
  - Tool: <https://www.ucl.ac.uk/learning-designer/>
  - Every partner prepares 4 lesson plans this year (2019-2020)
- LTT-meeting Norway
  - Date of the meeting: 28/4/2020 – 30/4/2020
  - Travel: 27/4/2020 and 01/05/2020
- Meeting evaluation
  - Everyone sends his logo to Romania (Emilia) to prepare the evaluation forms
  - Content of the form: OK
  - Meeting organiser doesn't fill in the evaluation
- LTT-meeting numbers
  - C2: Norway
  - C3: Belgium
  - C4: Romania
  - C6: Portugal



Co-funded by the  
Erasmus+ Programme  
of the European Union



## Traveling to new teaching adventures 2019-2021



### Summary of the learning diaries

#### Students



Erasmus+




Flora vgs.  
Vestland fylkeskommune

### „TRAVELING TO NEW TEACHING ADVENTURES“

No 2019-1-BE02-KA229-060207\_4

Students Learning Diary - Summary Norway	
<b>Meeting place:</b>	Belgium
<b>Date:</b>	18/11-2019 – 22/11/2019
<b>Expectations</b>	Make brief notes on your expectations before the meeting, lecture or activity.
	<p>We didn't know what to expect, but maybe expected...</p> <ul style="list-style-type: none"> <li>• Get to know the school system better</li> <li>• See different teaching methods</li> <li>• Looking forward to meeting other people</li> <li>• Making new friends</li> </ul>
<b>Activities</b>	Make brief notes on what you did in the meeting, lecture or activity that you attended.
	<ul style="list-style-type: none"> <li>• QR-Code</li> <li>• Metalwork</li> <li>• Working with clients</li> <li>• Coding</li> <li>* Cooking class</li> <li>* Painting and coloring</li> <li>* Arts and crafts</li> <li>* Escape box</li> </ul>
<b>Learning outcome</b>	Make brief notes on what you learned from the meeting, lecture or activity.
	<ul style="list-style-type: none"> <li>• Learned how schools for pupils with learning disabilities are organized and their focus areas</li> <li>• Alternative way of teaching</li> <li>• Good ideas on cooperation with the business community</li> </ul>
<b>Reflections</b>	Did you learn what you expected to learn from the meeting, lecture or activity? How can you make use of your new knowledge?
	<ul style="list-style-type: none"> <li>• The trip was very educational and exciting</li> <li>• Learned how the school system works</li> <li>• Hoped we would get to know the other countries better</li> <li>• Learned different ways to organize teaching</li> </ul>



Co-funded by the  
Erasmus+ Programme  
of the European Union




Traveling to new teaching adventures  
2019-2021



„TRAVELING TO NEW TEACHING ADVENTURES“

No 2019-1-BE02-KA229-060207\_4

Students Learning Diary - Summary Portugal	
<b>Meeting place:</b> Belgium	
<b>Date:</b> 18/11-2019 – 22/11/2019	
<b>Expectations</b>	Make brief notes on your expectations before the meeting, lecture or activity.
<ul style="list-style-type: none"> <li>• That it was going to be an unforgettable experience and that would have a lot of fun.</li> <li>• Going to new places and learning to speak better english.</li> <li>• Hoped to learn new things, new cultures, and make new friends.</li> </ul>	
<b>Activities</b>	Make brief notes on what you did in the meeting, lecture or activity that you attended.
<ul style="list-style-type: none"> <li>• We did several workshops: carpenter, working for clients, escape box, cooking class. We learned to iron, cooked a healthy snack and many other things.</li> <li>• We did several workshops with different activities: shop assistant and sports. We also played a game to know the city and the school.</li> </ul>	
<b>Learning outcome</b>	Make brief notes on what you learned from the meeting, lecture or activity.
<ul style="list-style-type: none"> <li>• We learned a lot of things, speak better english, how to work with wood, working for clients.....</li> <li>• I learned to cook a healthy breakfast, learned about a new culture, and learned new teaching methods.</li> <li>• We learned new things, such as cooking a healthy meal, using technology and we improved our english with new partners.</li> </ul>	
<b>Reflections</b>	Did you learn what you expected to learn from the meeting, lecture or activity? How can you make use of your new knowledge?
<ul style="list-style-type: none"> <li>• We learned new tools in order to prepare me for a better future.</li> <li>• Was hoping for a way to improve our english</li> <li>• I didn't expect to learn so much and I think with my new knowledge I can help my classmates on many occasions and apply my knowledge to my future too.</li> </ul>	



Co-funded by the  
Erasmus+ Programme  
of the European Union



## Traveling to new teaching adventures 2019-2021



Erasmus+




CSEI

CENTRUL ȘCOLAR PENTRU EDUCAȚIE INCLUZIVĂ  
Str. Avram I. Bădescu, nr. 3-5, 06050, Căminari, Buzău  
Tel: +40234 953785 | Fax: +40234 431854

### „TRAVELING TO NEW TEACHING ADVENTURES“

**No 2019-1-BE02-KA229-060207\_4**

Students Learning Diary - Summary Romania	
<b>Meeting place:</b> Belgium	
<b>Date:</b> 18/11-2019 – 22/11/2019	
<b>Expectations</b>	Make brief notes on your expectations before the meeting, lecture or activity.
<ul style="list-style-type: none"> <li>All participants at the first mobility in Belgium had high expectations in terms of the learning new teaching methods in an innovative and interesting way, getting experience, improving the motivation for learning, knowing new students and making new friends.</li> </ul>	
<b>Activities</b>	Make brief notes on what you did in the meeting, lecture or activity that you attended.
<ul style="list-style-type: none"> <li>The students participated to different and various activities with the students from the host school (VZW De Ranken - Sint-Janshof). They started to know the host school by an interactive school tour with QR-codes and then they did participate to the following activities:               <ul style="list-style-type: none"> <li>Coding</li> <li>Computer activities</li> <li>Gymnastics</li> <li>Working for clients workshop</li> <li>Thinking and doing</li> <li>Sports</li> <li>Cooking class</li> </ul> </li> <li>The students and the teachers discovered the city of Mechelen using the Actionboud app. It was an interesting city game, the students and the teachers enjoyed discovering the city and completing the task.</li> </ul>	
<b>Learning outcome</b>	Make brief notes on what you learned from the meeting, lecture or activity.
<ul style="list-style-type: none"> <li>During these activities the students had the opportunity to participate directly at the classes with Belgium students, to interact with them and to experience new learning methods in an innovative way.</li> </ul>	
<b>Reflections</b>	Did you learn what you expected to learn from the meeting, lecture or activity? How can you make use of your new knowledge?
<ul style="list-style-type: none"> <li>We consider that this meeting was very well organized. It was an excellent way to start the project. During the meetings students and teachers had the opportunity to experience the European spirit in many ways: educational, cultural, social. The planned agenda covered the project's objectives.</li> </ul>	



Co-funded by the  
Erasmus+ Programme  
of the European Union



## Traveling to new teaching adventures 2019-2021



### Teachers



Erasmus+




Flora vgs.  
Vestland fylkeskommune

### „TRAVELING TO NEW TEACHING ADVENTURES“

No 2019-1-BE02-KA229-060207\_4

Teachers Learning Diary - Summary Norway	
<b>Meeting place:</b>	Belgium
<b>Date:</b>	18/11-2019 - 22/11-2019
<b>Expectations</b>	Make brief notes on your expectations before the meeting, lecture or activity.
	<ul style="list-style-type: none"> <li>• Exchange of good teaching experiences with the other partners</li> <li>• Learning about the school system – especially about Belgium, but also a bit about the other countries</li> <li>• Learn and experience how an Erasmus project can be implemented in practice</li> </ul>
<b>Activities</b>	Make brief notes of what you did in the meeting, lecture or activity that you attended.
	<ul style="list-style-type: none"> <li>• Information about the Belgium school system, and particularly Sint-Janshof</li> <li>• School tour ( to look at different types of classrooms and workshops, and how the school is organized / structured)</li> <li>• Visit teaching sessions to watch good practices</li> <li>• Caring farm</li> <li>• City game (to learn to know the city)</li> <li>• Coordinators meeting</li> <li>• Future classroom</li> </ul>
<b>Reflections</b>	How did the meeting, lecture or activity meet your expectations?
	<ul style="list-style-type: none"> <li>• Exciting to talk to the other partners, but little room for getting to know each other</li> <li>• Very interesting to learn about the facilitation for students with special needs, but we expected to learn more about the general school system (not only students with special needs)</li> <li>• Useful information about the Erasmus+ project was given at coordinators meeting. Learning-by-doing.</li> </ul>
<b>Evaluation</b>	What did you learn from the meeting, lecture or activity? How can you make use of this in your own practice?
	By good and close supervision at a special school, students with special needs benefit more from the education than they do at a regular school. Students with special needs attending regular schools cannot be given the same supervision, but there are still some aspects of the work methods that can inspire us in our practice.



Co-funded by the  
Erasmus+ Programme  
of the European Union



## Traveling to new teaching adventures 2019-2021



Erasmus+




### „TRAVELING TO NEW TEACHING ADVENTURES“

*No 2019-1-BE02-KA229-060207\_4*

Teachers Learning Diary - Summary Portugal	
<b>Meeting place:</b> Belgium	
<b>Date:</b> 18/11-2019 - 22/11-2019	
<b>Expectations</b>	Make brief notes on your expectations before the meeting, lecture or activity.
<ul style="list-style-type: none"> <li>Knowing different realities</li> <li>Learning new methods/ways to improve my approach to special children and for activities in learning by doing</li> <li>To observe the school environment and students in real lesson context</li> <li>To be involved in project tasks and to meet and interact with partners</li> </ul>	
<b>Activities</b>	Make brief notes of what you did in the meeting, lecture or activity that you attended.
<ul style="list-style-type: none"> <li>Visit to the school premises, presentation of the school rules</li> <li>Workshop of various activities developed by the students that allowed the involvement of all and a vision of some activities that the school can offer</li> <li>City game allowed to visit the city and get to know in a playful and active way</li> <li>The visit to the “Caring farm” was a high moment because it showed a new perspective of the students integration and the articulation with the community</li> <li>The meeting and the workshop in the “Future classroom Lab” were very important in a way to get ideas and a better understanding of XXI century school challenges</li> <li>Learning more about autistic children: spaces/activities and evaluation</li> </ul>	
<b>Reflections</b>	How did the meeting, lecture or activity meet your expectations?
<ul style="list-style-type: none"> <li>The experience was very enriching and inspiring</li> <li>The school tour was very interesting and important</li> <li>It really surpassed my expectations. The activities were very interesting, mainly because they were focused on daily routine and practical activities, preparing the teenagers for real life.</li> </ul>	
<b>Evaluation</b>	What did you learn from the meeting, lecture or activity? How can you make use of this in your own practice?
<ul style="list-style-type: none"> <li>We contacted different pedagogical realities and different strategies. The relationship between students and teachers among the various partners was also very enriching and profifique.</li> <li>New ideas to use technology in class.</li> <li>It was very interesting to learn some more about the daily routine, practise, and what we can do to help make a difference with autistic children</li> </ul>	






Co-funded by the  
Erasmus+ Programme  
of the European Union



## Traveling to new teaching adventures 2019-2021



Erasmus+



CSEI  
CENTRUL ȘCOLAR PENTRU EDUCAȚIE INCLUZIVĂ  
Școl. Analeștii Bănești nr. 3-5, 46 4002, Cl. J. Nevoștii, România  
Tel: 0362 26 4 955 / 3611 Fax: 0362 26 4 913 / 914

### „TRAVELING TO NEW TEACHING ADVENTURES“

*No 2019-1-BE02-KA229-060207\_4*

Teachers Learning Diary - Summary Romania	
<b>Meeting place:</b> Belgium	
<b>Date:</b> 18/11-2019 - 22/11-2019	
<b>Expectations</b>	Make brief notes on your expectations before the meeting, lecture or activity.
<ul style="list-style-type: none"> <li>All participants at the first mobility in Belgium had high expectations in terms of the learning new teaching methods in an innovative and interesting way, getting experience, improving the motivation for learning, knowing new students and making new friends.</li> </ul>	
<b>Activities</b>	Make brief notes of what you did in the meeting, lecture or activity that you attended.
<ul style="list-style-type: none"> <li>The teachers had the opportunity to experience different teaching methods, knowing more information about the host school and the specifics of the school. A part of the teachers participated at the students' activities, having the opportunity to experience a coding/ computer/gymnastics class or being involve in different workshops (thinking and doing, working for clients, cooking).</li> <li>The teachers, also, visited a caring farm – an example of best practice of social farming in Flanders in collaboration with education. There are a lot of possible activities for vulnerable people in a green care environment.</li> <li>The teachers, also, had the opportunity to participate in a future classroom lab, an inspirational learning environment in Brussels. The future Classroom lab is a fully equipped, reconfigurable, teaching and learning space developed by European Schoolnet. Through six learning zones/spaces (Investigate-Create-Present-Interact-Exchange-Develop) the teachers explored the essential elements in delivering 21st century learning.</li> <li>The students and the teachers discovered the city of Mechelen using the Actionboud app. It was an interesting city game, the students and the teachers enjoyed discovering the city and completing the task.</li> </ul>	
<b>Reflections</b>	How did the meeting, lecture or activity meet your expectations?
<ul style="list-style-type: none"> <li></li> </ul>	
<b>Evaluation</b>	What did you learn from the meeting, lecture or activity? How can you make use of this in your own practice?
<ul style="list-style-type: none"> <li>We consider that this meeting was very well organized. It was an excellent way to start the project. During the meetings students and teachers had the opportunity to experience the European spirit in many ways: educational, cultural, social. The planned agenda covered the project's objectives.</li> </ul>	