



CSEI

CENTRUL ȘCOLAR PENTRU EDUCAȚIE INCLUZIVĂ

Str. Aviator Bădescu, nr. 3-5, 400082, Cluj-Napoca, România  
Tel. 0040 264 595.398 | Fax: 0040 264 431.560

Co-funded by the  
Erasmus+ Programme  
of the European Union



## Traveling to new teaching adventures 2019-2022

### Meeting report

LTT-meeting in Romania - on-line meeting

#### **Meeting date**

LTT meeting in Romania: 23rd to 25th May 2022

#### **Meeting location**

**GOOGLE MEET**

Centrul Școlar pentru Educație Incluzivă, str. Onisifor Ghibu 20 A, Cluj-Napoca, Romania

#### **Participants**



CSEI

CENTRUL ȘCOLAR PENTRU EDUCAȚIE INCLUZIVĂ

Str. Aviator Bădescu, nr. 3-5, 400082, Cluj-Napoca, România  
Tel. 0040 264 595.398 | Fax: 0040 264 431.560

Co-funded by the  
Erasmus+ Programme  
of the European Union




## BELGIUM – participants at the online meeting

### STUDENTS

Nr.crt.	Name	Grade
1.	Oumaima Boujdaini	1.2 – Level 2
2.	Boateng Silas	1.2 – Level 2
3.	Gille Braeckmans	1.2 – Level 2
4.	Amidou Koné	1.2 – Level 2
5.	Tibe Op de Beeck	1.2 – Level 2
6.	Marisa Da Silva Teixeira	1.2 – Level 2
7.	George Dari	1.2 – Level 2
8.	Kjetil Morris	3WH – Level 3
9.	Jelle Philips	3WH – Level 3
10.	Yenzo Van Hemelryck	3WH – Level 3
11.	Nacer Hallouzi	3WH – Level 3
12.	Ellias Elmakdase	2WH – Level 3
13.	Shanaya Van Rillaer	2WH – Level 3
14.	Fatima Fadoumo	2WH – Level 3
15.	Luna Bauweraerts	2WH – Level 3
16.	Chelsey Philips	2WH – Level 3
17.	Amber Van Aken	2WH – Level 3
18.	Sien Verhaegen	Club 9 – Level 1
19.	Sander Van Leemput	Club 9 – Level 1
20.	Louay	Club 9 – Level 1
21.	Imran	Club 9 – Level 1
22.	Nino Kerremans	Club 9 – Level 1
23.	Niels Van den Brande	1.1 – Level 2
24.	Yanaika Van Hooff	1.1 – Level 2
25.	Jana Verbele	1.1 – Level 2
26.	Sara Alali	1.1 – Level 2
27.	Zakaria Chahbouni	1.2 – Level 2
28.	Sam Vallons	1.1 – Level 2
29.	Evert Van Haesbroeck	Fase 2 – Level 2
30.	Ronaldo Scholiers	Fase 2 – Level 2
31.	Doha Pieltan	Fase 2 – Level 2
32.	Zoe Van Loo	Fase 2 – Level 2
33.	Filis Olcas	Fase 2 – Level 2
34.	Kristof Van Aken	Fase 2 – Level 2
35.	Vanroy Kyara	Fase 2 – Level 2

## TEACHERS

Nr.crt.	Name
1.	Ilse Delo – Level 2
2.	Ruben Van Den Bosch – Level 1
3.	Els Reekmans – Level 1
4.	Ann Scheers – Level 3
5.	Marijke Thomas – Level 3



CSEI

**CENTRUL ȘCOLAR PENTRU EDUCAȚIE INCLUZIVĂ**

Str. Aviator Bădescu, nr. 3-5, 400082, Cluj-Napoca, România  
Tel. 0040 264 595.398 | Fax: 0040 264 431.560

Co-funded by the  
Erasmus+ Programme  
of the European Union



## NORWAY – participants at the online meeting

Teacher:           Ingunn Selås

Students:

Awelkher Mohammed Abdulwasaa

Aqila Ahmadi

Fatima Ahmadi

Mahmoud Mohammad Aldaher

Rwslenda Bou Saed

Poomhathai Changyao

Mussie Abrham Daniel

Chimanizanye Gausange

Shogufa Haqjo

Phakphum Khangkhunthod

---





CSEI

**CENTRUL ȘCOLAR PENTRU EDUCAȚIE INCLUZIVĂ**

Str. Aviator Bădescu, nr. 3-5, 400082, Cluj-Napoca, România  
Tel. 0040 264 595.398 | Fax: 0040 264 431.560

Co-funded by the  
Erasmus+ Programme  
of the European Union



## PORTUGAL– participants at the online meeting

1. Adriana Guilherme Camelo Teixeira
2. Afonso Barrela
3. Afonso Guerra
4. Alexandra Silva
5. Alexandre Estevao da Silva
6. Bianca Vitorino Roque
7. Bruna Alexandra Peixinho Ferreira
8. Carlota Simões
9. Dinis Pereira da Gaga
10. Diogo Santos
11. Duarte Miguel Ferreira Costa Marcelino
12. Francisca Moura
13. Francisco Maria da Silva Teodoro
14. Francisco Teodoro
15. Gonçalo Ferreira Balsinha Fernão Pires
16. Guilherme Duarte
17. Henrique Piedade
18. Inês Sofia de Oliveira Brasileiro
19. Íris Maria Coelho Bento
20. Ivana Gabriela Pires Costa
21. Jair Navarro Catanilhas
22. Joana Casebre Serrão
23. Joana Rita Botas Marques
24. Joana Sousa
25. João Pedro Ferreira Rabita
26. João Pereira Leandro
27. Joaquim Gameiro
28. Lara Alexandra Marques Felícia
29. Lara Pizzol
30. Leonor Nunes B. Coutinho Russo
31. Leonor Oliveira
32. Lourenço Sousa Piscalho
33. Mafalda Revez Capricho da Costa Sebastião

34.Margarida Pinho
35.Maria Neri
36.Mariana Caetano Henriques Augusto
37.Mariana Ventura
38.Marta Latas Sequeira
39.Marta Trindade Alexandre
40.Martim Marmelo
41.Mateus Carvalho
42.Ricardo Carvalho
43.Rita Margarida Apolinario Paim
44.Rodrigo Azinheira
45.Sara Mateus Graça
46.Simão Fernandes Vinagre
47.Teresa Caramelo
48.Tiago Guedes
49.Tiago Matias
50.Yasine Dehloum

**TEACHERS:**


Isabel Reis,

M.<sup>a</sup> Helena Domingos,

Jorge Conde,

Maria Antónia Teixeira,

Bernardete Pinto



**Meeting program** Program of the Erasmus+ „Traveling to new teaching adventures”, 4<sup>th</sup> mobility, Romania

(online meeting), 23<sup>rd</sup> to 25<sup>th</sup> May 2022

<b>Monday, 23rd 2022</b>	<b>Tuesday, 24th 2022</b>	<b>Wednesday, 25th 2022</b>
10.00 (Romanian Time) Welcoming and school presentation	10.00 Workshop 5 „Spring is coming all around the world!“ – special events of the year	10.00 Workshop 6 „Let`s celebrate Children`s Day!“
10.30 Workshop 1 „Let`s know us better “ -interactive games created on various platforms- (LearningApps, <a href="https://im-a-puzzle.com/">https://im-a-puzzle.com/</a> ; QRscanner, <a href="https://kahoot.com/">https://kahoot.com/</a> )	„Let`s jump into the story!“ <a href="http://www.storyjumper.com">www.storyjumper.com</a>	- <a href="#">creating lapbooks</a> - Final products presentation
11.00 Workshop 2 „Avatar creation and animation“ <a href="https://avatarmaker.com/">https://avatarmaker.com/</a> ChatterPix Kids application	11.00 Workshop 6 „Let`s celebrate Children`s Day!“ - presenting and creating lapbooks-	11.00 Workshop 7 „Let`s celebrate Children`s Day!“ <b>RESULTS SHARING</b>
12.00 - 12.30 BREAK	12.00 - 12.30 BREAK	12.00 - 12.30 BREAK
12.30 Workshop 3 „Let`s share our ideas, thoughts and work“ <a href="http://www.padlet.com">www.padlet.com</a>	12.30 Lapbooks workshop - creating lapbooks about celebrating Children`s Day by every partner country	12.30 „Let`s celebrate Children`s Day!“ <b>RESULTS SHARING</b>
13.30 Workshop 4 „A new newspaper is coming! Canva is our friend for make it real!“ <a href="http://www.canva.com">www.canva.com</a>	13.30 Lapbooks workshop - creating lapbooks about celebrating Children`s Day by every partner country	13.30 <b>Feedback, thoughts, ideas</b> Your feedback is waited. You can use <a href="https://wordart.com/">https://wordart.com/</a> <a href="https://www.mentimeter.com/">https://www.mentimeter.com/</a> <a href="https://www.wordclouds.com/">https://www.wordclouds.com/</a> to send us a nice one. <b>Feedback, thoughts, ideas</b>
17.30 <i>Teachers Webinar</i> <b>Innovative methods in working with students</b> Examples of good practice		17.00 <i>Coordinator`s meeting</i> <b>Project activities slideshow</b> <b>Project summary</b>





**CSEI**  
**CENTRUL ȘCOLAR PENTRU EDUCAȚIE INCLUZIVĂ**  
Str. Aviator Bădescu, nr. 3-5, 400082, Cluj-Napoca, România  
Tel. 0040 264 595.398 | Fax: 0040 264 431.560

Co-funded by the  
Erasmus+ Programme  
of the European Union



## Description of the activities and pictures

4<sup>th</sup> mobility, Romania (online meeting)

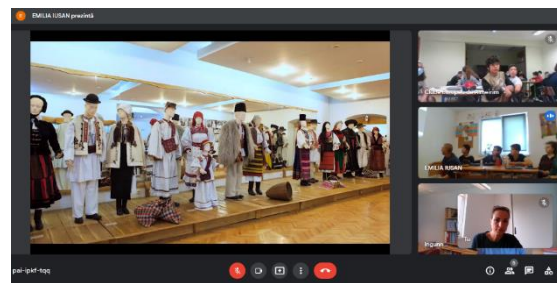
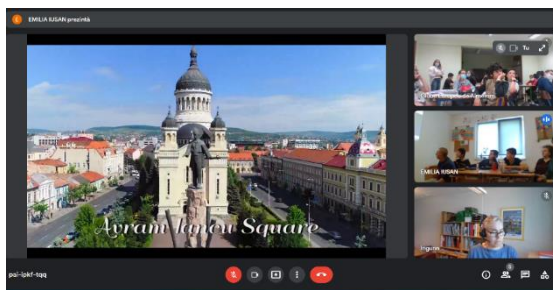
23<sup>rd</sup> to 25<sup>th</sup> May 2022

Using 2.0 web tools in working with students

Innovative methods in working with students

### **May 23 – Monday**

**10.00** – Partners were online welcomed by the headmaster, teachers and students who present the school facilities; and introduce them in Cluj-Napoca city through a virtual tour. Many teachers and students were involved in the mobility preparing the activities and participating in them.





### 10.30 - Workshop 1 „Let’s know us better “

This workshop was a good opportunity for all the participants to know each other better and to discover the city using the 2.00 web tools. Students played interactive and different games on platform such as: *LearningApps*, <https://im-a-puzzle.com/>; *QRscanner*, <https://kahoot.com>.

CSEI presentation - <https://youtu.be/3SukdBN2eOE>

Cluj-Napoca presentation - <https://www.youtube.com/watch?v=w2YOxLMYt8>

#### Puzzles:

<https://im-a-puzzle.com/share/5c57ef19dfe01bc.jpg>

<https://im-a-puzzle.com/share/4cf30d02609d3b1.jpg>

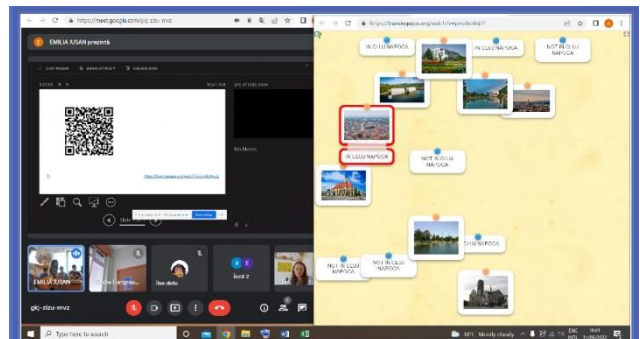
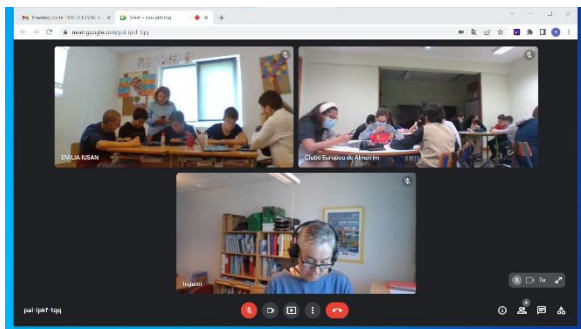

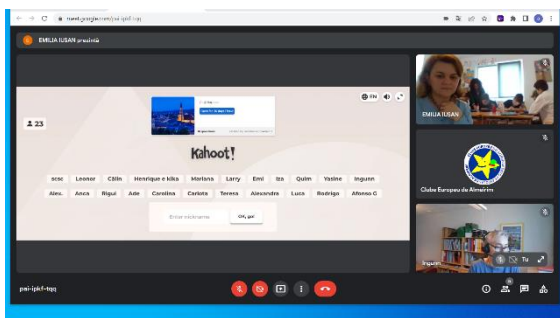
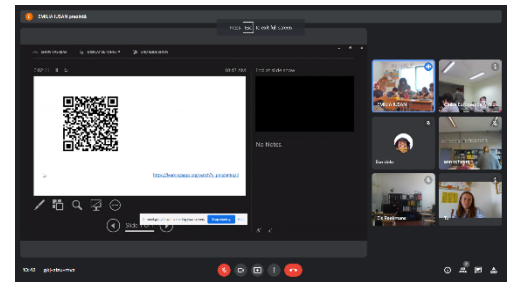
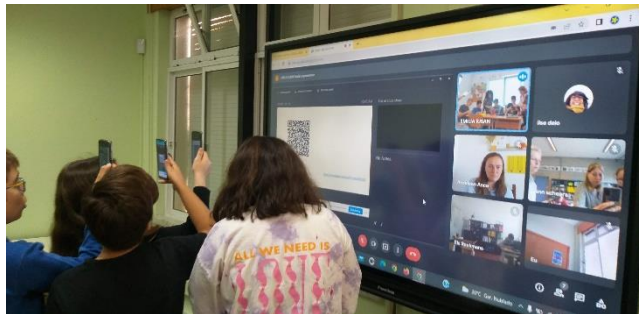
<https://im-a-puzzle.com/share/2d161b05bdab68b.png>

#### KAHOOT:

[https://kahoot.it/challenge/03191653?challenge-id=f87e467d-e97f-43a8-98da-199ba97438c0\\_1653853213664](https://kahoot.it/challenge/03191653?challenge-id=f87e467d-e97f-43a8-98da-199ba97438c0_1653853213664)


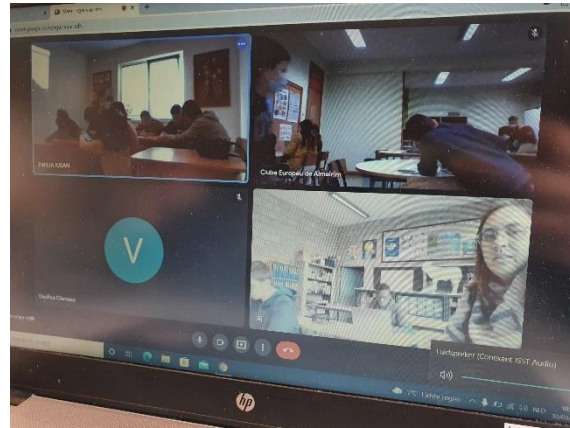
#### LEARNING APPS:

<https://learningapps.org/watch?v=pmjdat4nj22>



### **11.00 - Workshop 2 „Avatar creation and animation“**

The students had the opportunity to discover two applications: Avatar maker and Chatter Pix (<https://avatarmaker.com/>; <https://www.duckduckmoose.com/educational-iphone-itouch-apps-for-kids/chatterpix/>). Every students created an avatar and then animated it. They experienced the 2 applications creating an avatar and giving him/her life and personality.



### **12.00 -12.30 BREAK**

### **12.30 - Workshop 3 „Let`s share our ideas, thoughts and work“**

[www.padlet.com](http://www.padlet.com)

Using a 2.00 web tool, the students had the opportunity to work collaborative with their peers from the partner schools. They had to upload and post their animated avatar on a board (<https://padlet.com/emiliaiusan/1r4xh6f4g1x5rc04>). A digital space was created; through it all the students interacted and acted in the same way as in the offline environment. It allowed students (and teachers) to collaborate, being an interactive way to post on the bulletin board.





### 13.30 - Workshop 4 „A new newspaper is coming! Canva is our friend for make it real!“

[www.canva.com](http://www.canva.com)

The students guided by the teachers started to „create“ a newspaper in a collaborative, interactive and interesting way using the Canva platform. Each partner school created its own pages of the project newspaper. The students became reporters and wrote down the most relevant information about the school, the city, impressions during the project activities. It was a very simply, easy and interactive and collaborative way to share thoughts and to learn from each other.





### 17.30 - Teachers Webinar “Innovative methods in working with students”

#### Examples of good practice

Romanian Team organized and presented the webinar, this activity being an opportunity to share our experience and good practices in the field of innovative methods in working with students. Thus, the partners had the opportunity to familiarize themselves with what a “lapbook” means and the different ways of using and integrating the “lapbook” in the educational activities. The experience of the host school in Romania regarding various innovative projects, too. *TouchMath* method was presented as an example of good practice.





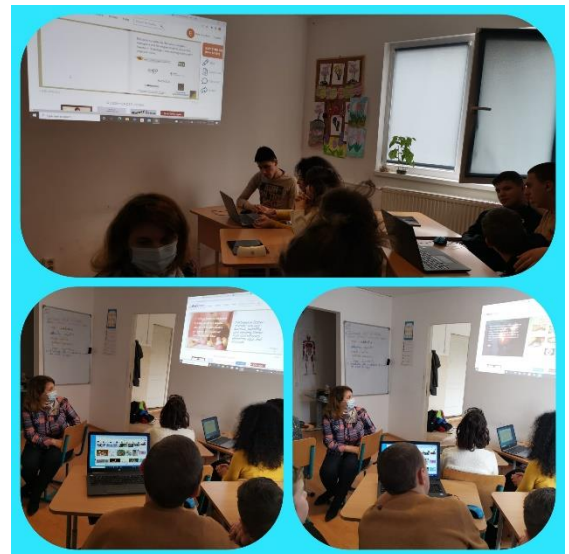


**May 24 – Tuesday**

**10.00 - Workshop 5 „Spring is coming all around the world!“ „Let`s jump into the story!“– special events of the year**

[www.storyjumper.com](http://www.storyjumper.com)

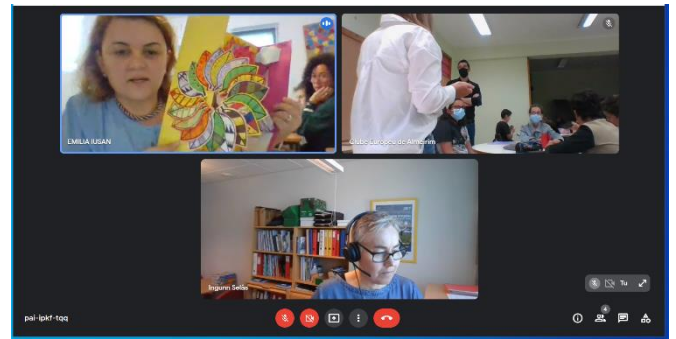
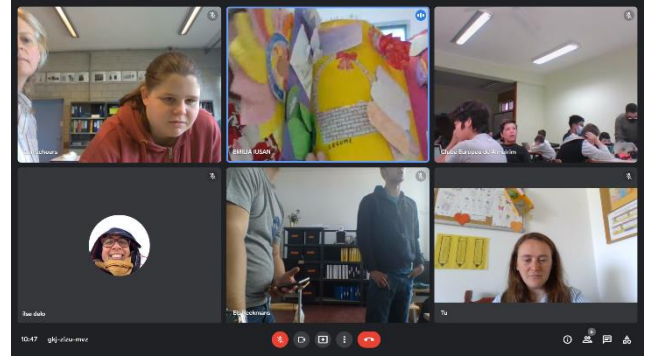
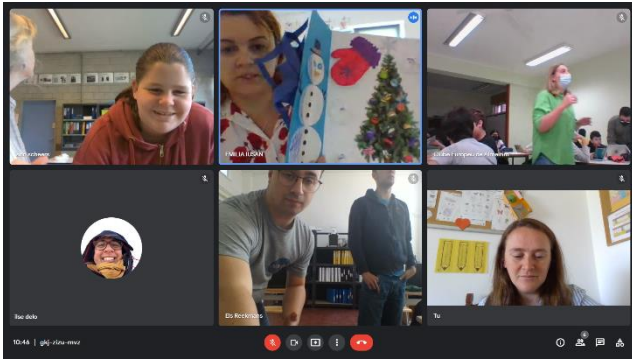
All the students guided by the teachers of the partner schools worked collaboratively and in real time to write a book about the special events of the season of spring, especially the Easter. The students created originally page of the project book using the story jumper platform/site. This workshop was a great opportunity for each team to participate directly during the mobility. The students created their own illustrated pages regarding the celebration of Easter.



**11.00 - Workshop 6 „Let`s celebrate Children`s Day!“**

- presenting and creating lapbooks-

Romanian Team presented and shared it experience in using lapbook during the educational activities. A lapbook is a versatile educational tool used to compliment a study of any topic or subject for any age. The purpose of lapbooks is for students to be able to record and preserve the lessons they have learned in a fun and creative way.



12.00 -12.30 BREAK

### 12.30 - Lapbooks workshop

### 13.30 - Lapbooks workshop

- creating lapbooks about celebrating Children`s Day by every partner country

Every school partner created an own lapbook about Children`s Day, a special event that is celebrated in each country differently with various activities.

The activity permitted every students to be creative and to work together with their classmates and peers from the partner schools.






**May 25 – Wednesday**

**10.00 -Workshop 6 „Let`s celebrate Children`s Day!“**

- creating lapbooks-

Final products presentation


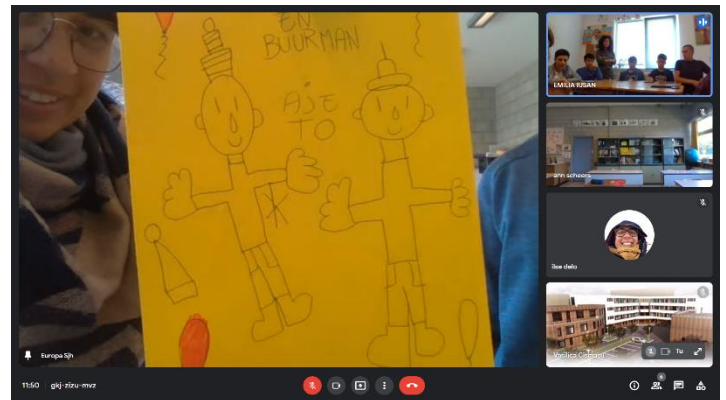
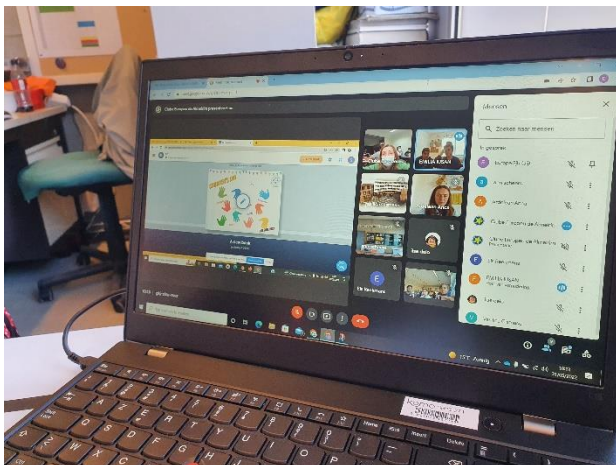
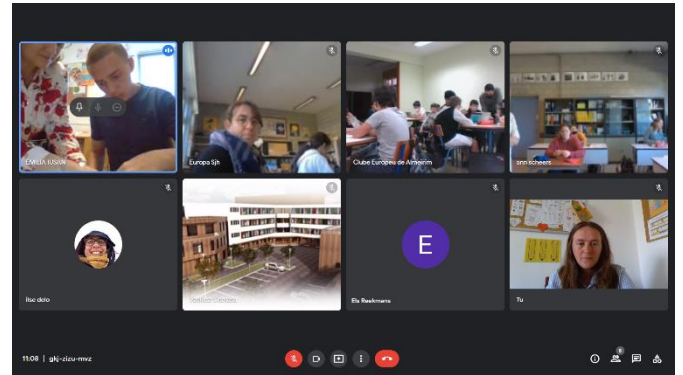
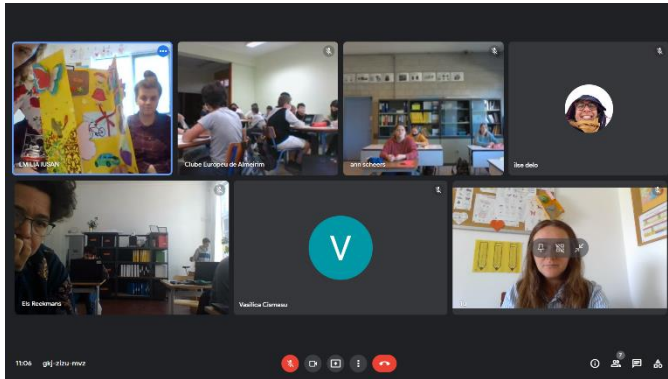
Each school partner continued to work on their lapbook. Ths students studied about the Children`s Dan and then they adjusted the lapbook templates or created other news in an originally way guided by the teachers.




## 11.00 - Workshop 7 „Let`s celebrate Children`s Day!“

### RESULTS SHARING

During this workshop every school partner presented their lapbooks/products. It was a great opportunity to discover and to learn from each other information regarding the main topic Children`s Day or childhood.







12.00 -12.30 BREAK



### 13.30 - FEEDBACK, THOUGHTS, IDEAS

<https://wordart.com/>

<https://www.mentimeter.com/>

<https://www.wordclouds.com/>

Students had the opportunity to write/create their own evaluation of this mobility or to answer to some questions using mentimeter tool.

<https://www.menti.com/6vdcdkntmj>

<https://www.menti.com/j4ujimm56p>





## **Materials and outcomes**

Website:

<https://travellingtonewteachingadventures.weebly.com/>

Twinspace:

<https://twinspace.etwinning.net/91590/home>

Facebook:

<https://www.facebook.com/travelingtonewteachingadventures/>

Instagram:

<https://www.instagram.com/travelingteachingadventures/>



Co-funded by the  
Erasmus+ Programme  
of the European Union



Meeting Romania - online  
23/5/22 – 25/5/22

## Coordinators meeting agenda

People attending: Portugal, Norway, Romania and Belgium (Coordinators)  
Date: May 25<sup>th</sup>, 2022

### Topics:

#### • Meeting Norway

- Norway received all the learning diaries from the meeting in Norway.
- Norway uploads all the presentations, information about the teaching methods to the twinspace
- Norway makes the final report of the meeting (participants list, schedule, pictures... see Belgium or Portugal for an example)
- Meal costs needs to be sent to the partners in the next week.
- Thanks again to Norway for the great mobility.

#### • Online meetings (Romania)

- Emilia upload the schedule on the twinspace and sent it Jorge for the website.
- Send list with participants to Emilia to make the list signed by the principal. So she can also make the certificates. This number is also the number that needs to be added in the mobility tool for the finances.
- Romania will make the form for the evaluation of the mobility to Romania. (google form for the teachers and mentimeter for the students.
- Romania is making the summary of the evaluation and upload this to the twinspace.
- Thanks to Emilia and the Romanian team for the wonderful online activities that we did.
- Posting pictures online
  - <https://drive.google.com/drive/folders/1PgLuoHCMXuWuV4gpdmzEVF1cpzi35mxM?usp=sharing>
- **Deadline for documents online meeting Romania: July 15<sup>th</sup>, 2022**
  - **Learning diary students**
  - **Learning diary teachers**
  - **Menitmeter students**
  - **Evaluation form teachers**
  - **List with the participants**

#### • Website

- Looking at the website
  - <https://travellingtonewteachingadventures.weebly.com/>



Co-funded by the  
Erasmus+ Programme  
of the European Union



Gefinancierd door



- All the information that is on the twinspace needs to be on the website. We don't know what will happen with the twinspace in the future, so it is the best to have everything on 2 places.
- **Deadline to send the information to Jorge: July 15<sup>th</sup>, 2022**
- **eTwinning and Twinspace**
  - **Deadline to upload all the information on the twinspace: august 1<sup>st</sup>, 2022.**
  - Every country updates his own information. Important because they will look at this for the evaluation of the project.
    - Presentation and information about the mobilities
    - Information and presentations about what you did in your school with the project.
  - All the information needs to be in English to be understood by the commission.
  - <https://erasmus-plus.ec.europa.eu/projects> => all the information needs to be uploaded here before **September 1<sup>st</sup>, 2022.**
    - Book travelling
    - Link website
    - Book teaching methods
    - ETwinning twinspace
  - The twinspace will be opened to everyone so that the twinspace can also be shared as a result.
- **Mobility tool**
  - **Deadline to send all the diary information to Belgium: July 30<sup>th</sup>.**
  - **Belgium fills in the final report: September 1<sup>st</sup>.**
  - **Partners start to fill in the final report: September 5<sup>th</sup>.**
  - **Deadline to fill in the report by the partners: September 30<sup>th</sup>.**
  - **Sending in the entire report by Belgium: October 15<sup>th</sup>.**
  - **End of the project: October 30<sup>th</sup>.**
- **IBook**
  - Travel journey book
    - Book will be finished by **August 1<sup>st</sup>**
  - Book with learning methods
    - See template
    - Fiches can be sent to Ilse in .jpg to add in the book. The link will also be shared so that the partners can add the material themselves if they want.
    - Every country uploads his own .pdf with learning methods to the twinspace.
    - Don't forget to send the .pdf to Jorge or Isabel for the website
    - Book will be published online begin of August
    - **Deadline to add teaching methods: August 1st**
- **LTT-meeting numbers**
  - C2: Norway
  - C3: Belgium





Co-funded by the  
Erasmus+ Programme  
of the European Union



- C4: Romania C5: online meeting Romania
- C6: Portugal
  
- **Final evaluation**
  - Romania will make a form in google for students and teachers for the final evaluation.
  - **Deadline: July 15<sup>th</sup>**
  
- **Summary of deadlines:**
  - July 15<sup>th</sup>, 2022
    - Send all the information to Romania so that they can make the meeting report.
      - Learning diary students
      - Learning diary teachers
      - Menitmeter students
      - Evaluation form teachers
      - List with the participants
    - Send all the information to Jorge to add on the website.
    - Completing final evaluation.
  - July 30<sup>th</sup>, 2022
    - Send the activity diary to Ilse to add on the mobility tool.
  - August 1<sup>st</sup>, 2022
    - Upload all the information to twinspace
      - Presentations
      - Dissemination
      - Pictures
      - Meeting information
      - ...
    - Travel book will be finished and published online.
    - Book with teaching methods will be finished and published online.
  - September 1<sup>st</sup>, 2022
    - Add all the final results on the project website of the European Union. (2 online books, link to website, twinspace, wakelet about webinars)
    - Belgium finishes the final report on the mobility tool.
  - September 5<sup>th</sup>, 2022
    - Partners can start to fill in the final report in the mobility tool.
  - September 30<sup>th</sup>, 2022
    - Deadline for the partners to finish the final report on the mobility tool.
  - October 15<sup>th</sup>, 2022
    - Belgium will send in the entire final report on the mobility tool.
  - October 30<sup>th</sup>, 2022
    - The end of the project but not the end of the teaching adventures for teachers!



Co-funded by the  
Erasmus+ Programme  
of the European Union



## Traveling to new teaching adventures 2019-2022

### Summary of the learning diaries

#### *Students*



CSEI

CENTRUL ȘCOLAR PENTRU EDUCAȚIE INCLUZIVĂ  
Str. Aviator Bădescu, nr. 3-5, 400082, Cluj-Napoca, România  
Tel. 0040 264 595.398 | Fax: 0040 264 431.560

Co-funded by the  
Erasmus+ Programme  
of the European Union



## Students Learning Diary - Summary Belgium

**Meeting place: online, live from Romania 😊**

**Date: 23-25 may 2022**

<b>Expectations</b>	Make brief notes on your expectations before the meeting, lecture or activity.
---------------------	--------------------------------------------------------------------------------

- See new people
- Learn about other cultures
- Have fun
- Do nice activities
- Learn in another way

<b>Activities</b>	Make brief notes on what you did in the meeting, lecture or activity that you attended.
-------------------	-----------------------------------------------------------------------------------------

- Nice to meet you. We made avatars that spoke
- We saw a movie about Cluj-Napoca
- We played some online games about Cluj-Napoca, we learned about the culture in Romania. We did this online together with the other students
- We made posters about spring
- We got lessons together and worked together while being online
- We got in contact with the other students
- We asked questions to the other students
- We made a lapbook about Children's day
- We learned together with the other students about Children's day

<b>Learning outcome</b>	Make brief notes on what you learned from the meeting, lecture or activity.
-------------------------	-----------------------------------------------------------------------------

- Learned about new cultures
- We learned new ICT things (Canva, avatars, story jumper, voila...)
- We learned to do online games
- We learned about Children's day
- We learned together with others!

<b>Reflections</b>	Did you learn what you expected to learn from the meeting, lecture or activity? How can you make use of your new knowledge?
--------------------	-----------------------------------------------------------------------------------------------------------------------------

- Hope we can do some more of this online activities next year.
- We can make lapbooks in other classes





**CSEI**

**CENTRUL ȘCOLAR PENTRU EDUCAȚIE INCLUZIVĂ**

Str. Aviator Bădescu, nr. 3-5, 400082, Cluj-Napoca, România  
Tel. 0040 264 595.398 | Fax: 0040 264 431.560

Co-funded by the  
Erasmus+ Programme  
of the European Union



- We can work online with others
- We love to learn in other ways.



CSEI

CENTRUL ȘCOLAR PENTRU EDUCAȚIE INCLUZIVĂ  
Str. Aviator Bădescu, nr. 3-5, 400082, Cluj-Napoca, România  
Tel. 0040 264 595.398 | Fax: 0040 264 431.560

Co-funded by the  
Erasmus+ Programme  
of the European Union



## Students Learning Diary - Summary Norway

**Meeting place:** Online activity

**Date:** 23.05-25.05 2022

**Expectations** | Make brief notes on your expectations before the meeting, lecture or activity.

- The students expected to learn about activities from Romania
- They wanted to learn that the activities could be adjusted to Norwegian students.

**Activities** | Make brief notes on what you did in the meeting, lecture or activity that you attended.

- The students learnt about the lapbook method, how it worked and how to adjust it.
- The class discussed the content of their lapbooks, and how it could be implemented in their class.
- The students made lapbooks presenting their childhood. They made drawings, wrote poems, found suitable pictures and small texts.
- The students presented the lapbooks to each other.

**Learning outcome** | Make brief notes on what you learned from the meeting, lecture or activity.

- The students learnt about the lapbook method and how it could be adjusted to their situation.
- The students learnt to present themselves to the class, and to listen to other students presenting themselves and their work.

**Reflections** | Did you learn what you expected to learn from the meeting, lecture or activity? How can you make use of your new knowledge?



CSEI

**CENTRUL ȘCOLAR PENTRU EDUCAȚIE INCLUZIVĂ**

Str. Aviator Bădescu, nr. 3-5, 400082, Cluj-Napoca, România  
Tel. 0040 264 595.398 | Fax: 0040 264 431.560

Co-funded by the  
Erasmus+ Programme  
of the European Union



- The students found the lapbook method interesting, engaging and easy to adapt to their situation.
- The students learnt that the lapbook method can be applied to other subjects and themes.
- The students want to use the lapbook method later, in other subjects and situations.



**CSEI**

**CENTRUL ȘCOLAR PENTRU EDUCAȚIE INCLUZIVĂ**  
 Str. Aviator Bădescu, nr. 3-5, 400082, Cluj-Napoca, România  
 Tel. 0040 264 595.398 | Fax: 0040 264 431.560

Co-funded by the  
 Erasmus+ Programme  
 of the European Union



## Students Learning Diary - Summary Portugal

**Meeting place: online**

**Date: 23-25 May 2022**

<b>Expectations</b>	Make brief notes on your expectations before the meeting, lecture or activity.
---------------------	--------------------------------------------------------------------------------

Students referred that they expected:

- Contact with another students.
- Interact with European colleagues.
- Learn about other countries.
- Improve digital skills.
- Improve communication.

<b>Activities</b>	Make brief notes on what you did in the meeting, lecture or activity that you attended.
-------------------	-----------------------------------------------------------------------------------------

The activities were:

- A way to know other countries and cultural enrichment
- Collaborate and communicate
- Explore digital tools
- Create a digital book
- Think and reflect

<b>Learning outcome</b>	Make brief notes on what you learned from the meeting, lecture or activity.
-------------------------	-----------------------------------------------------------------------------

The students learnt:

- How to make an avatar
- Collaborate in a transnational activity
- Create digital outcomes (books, newspapers...)
- Reflect on children's rights
- Improve linguistics skills
- Self-assessment

<b>Reflections</b>	Did you learn what you expected to learn from the meeting, lecture or activity? How can you make use of your new knowledge?
--------------------	-----------------------------------------------------------------------------------------------------------------------------

Students develop their soft and academic skills by working and cooperating on transnational groups. The work done was designed according to the Portuguese lessons curricula.



Co-funded by the  
Erasmus+ Programme  
of the European Union



## Traveling to new teaching adventures 2019-2022

### Summary of the learning diaries

#### *Teachers*



**CSEI**

**CENTRUL ȘCOLAR PENTRU EDUCAȚIE INCLUZIVĂ**  
 Str. Aviator Bădescu, nr. 3-5, 400082, Cluj-Napoca, România  
 Tel. 0040 264 595.398 | Fax: 0040 264 431.560

Co-funded by the  
 Erasmus+ Programme  
 of the European Union



## Teachers Learning Diary - Summary Belgium

**Meeting place:** Online, live from Cluj-Napoca in Romania

**Date:** 23-25 may 2022

<b>Expectations</b>	Make brief notes on your expectations before the meeting, lecture or activity.
---------------------	--------------------------------------------------------------------------------

- See our colleagues in the other partner school
- Doing online activities together
- Learn about Cluj-Napoca in a fun and online way
- Having our students work together online
- Learn new teaching methods.
- How to implement the teaching methods in an online way

<b>Activities</b>	Make brief notes of what you did in the meeting, lecture or activity that you attended.
-------------------	-----------------------------------------------------------------------------------------

- Teachers meeting were we learned about the new teaching methods in Romania that we will use in the online activities.
- Learn about the teaching method of a lapbook. We didn't know about that and we just loved it.
- We had some great learning moment together with the students and teachers of the partner schools.
- We did online games with the students
- It was great to have one big online classroom with different students in different countries.

<b>Reflections</b>	How did the meeting, lecture or activity meet your expectations?
--------------------	------------------------------------------------------------------

- This meeting met our expectations in all the ways we could hope for as an online mobility. We know we missed somethings out because we were not able to go to Romania. But, this activities where so great online.
- We had a meeting about new teaching methods with the teachers of the partnerschools.
- We learned about new teaching methods and we tried them out with our students in online learning moment with teachers and students.
- We learned in many different ways about the culture and the life in Cluj-Napoca.
- We had an online coordinatorsmeeting about the project to see how we can end it in a great way.



CSEI

CENTRUL ȘCOLAR PENTRU EDUCAȚIE INCLUZIVĂ

Str. Aviator Bădescu, nr. 3-5, 400082, Cluj-Napoca, România  
Tel. 0040 264 595.398 | Fax: 0040 264 431.560

Co-funded by the  
Erasmus+ Programme  
of the European Union



Evaluation	What did you learn from the meeting, lecture or activity? How can you make use of this in your own practice?
<ul style="list-style-type: none"><li>- Thank you to our partners in Romania to make this online mobility unforgettable for teachers and students.</li><li>- We learned about all the things that we were going to learn when we would have been there.</li><li>- The lapbook is something we will start to use in our classes in school. It is easy and you can make it visual what is important for our special needs students. It is a way for them to look and gather information.</li><li>- Some of the teachers would love to join more of this kind activities in the future. We want to keep on learning from other cultures. And eTwinning is a great way to do this.</li><li>- We also gave information to our colleagues that could not join online.</li></ul>	



CSEI

CENTRUL ȘCOLAR PENTRU EDUCAȚIE INCLUZIVĂ  
Str. Aviator Bădescu, nr. 3-5, 400082, Cluj-Napoca, România  
Tel. 0040 264 595.398 | Fax: 0040 264 431.560

Co-funded by the  
Erasmus+ Programme  
of the European Union



## Teachers Learning Diary - Summary Norway

**Meeting place:** Romania/ online from Norway

**Date:** 23.05-25.05 2022

**Expectations** | Make brief notes on your expectations before the meeting, lecture or activity.

We expected to learn more about the Romanian school system, the roles of the teachers and students and how the students are activated.

**Activities** | Make brief notes of what you did in the meeting, lecture or activity that you attended.

The meeting was online.

- Prepared a class to join the mobility
- Prepared the class for making a lapbook according to the instructions from Romania
- Making the lapbook
- Presenting the lapbooks to the other students in the class
- Some lapbooks were presented digitally and the presentation was sent to Romania

**Reflections** | How did the meeting, lecture or activity meet your expectations?

- The activity was adjusted to the Norwegian school system, traditions and students.
- The class consists of students from different ethnical backgrounds.
- Instead of presenting Children's day they presented their own childhood.
- The students enjoyed the activity and they liked being creative.

**Evaluation** | What did you learn from the meeting, lecture or activity?





CSEI

CENTRUL ȘCOLAR PENTRU EDUCAȚIE INCLUZIVĂ

Str. Aviator Bădescu, nr. 3-5, 400082, Cluj-Napoca, România  
Tel. 0040 264 595.398 | Fax: 0040 264 431.560

Co-funded by the  
Erasmus+ Programme  
of the European Union



How can you make use of this in your own practice?

- The students enjoyed learning about each other`s childhood and background.
- The students also enjoyed having the opportunity to tell fellow students about their background and traditions.
- This activity was an easy way to have a practical activity in the classroom.



CSEI

CENTRUL ȘCOLAR PENTRU EDUCAȚIE INCLUZIVĂ  
Str. Aviator Bădescu, nr. 3-5, 400082, Cluj-Napoca, România  
Tel. 0040 264 595.398 | Fax: 0040 264 431.560

Co-funded by the  
Erasmus+ Programme  
of the European Union



## Teachers Learning Diary - Summary Portugal

**Meeting place:** Online

**Date:** May 2022

**Expectations** | Make brief notes on your expectations before the meeting, lecture or activity.

Portuguese teachers expected to contact with Romanian school reality and enrich their knowledge on strategies and teaching methods.

**Activities** | Make brief notes of what you did in the meeting, lecture or activity that you attended.

Teachers had the opportunity to attend a presentation related with good practices on Maths topic.  
The lapbook was an interesting way to explore children creativity.

**Reflections** | How did the meeting, lecture or activity meet your expectations?

It's important to share and collaborate with other schools in a way to enrich our experience as teachers.

**Evaluation** | What did you learn from the meeting, lecture or activity?  
How can you make use of this in your own practice?

The workshop about good teaching methods could be applied in our school.



Co-funded by the  
Erasmus+ Programme  
of the European Union



## Traveling to new teaching adventures 2019-2022

### **Conclusions**

The meeting went extremely well, according to the planned agenda. The online mobility was a challenge because all the students and teachers activities were online organized. It was a great opportunity to have one big online classroom with different students in different countries. The students enjoyed the activities and they liked being creative. They were some great learning moment together with the students and teachers of the partner schools.