

# Opera al museo “Conservazione e interventi di restauro al museo”

Museo delle Civiltà/Museo Preistorico Etnografico L.Pigorini

March 4th/8th 2019



# Instrument that we used (painting restoration)



Akawipe



Akapad



Vanzan



Sponge  
powder



Smoke  
sponge



# Instrument that we had used (pottery and ships restoration)



Blades



Vacuum cleaner



Epoxy glue

Extra-hard  
ceramic plaster





# Ships at the end of the week



This ship is of the IX century and it is a gift of the Sultan of Oman to Cagliari's city.



This is an Indian merchant ship of the IX century.



# Ships before the cleaning





# Ships during the restoration

On both boats the students have done a deep cleaning job with vacuum cleaners, water and alcohol solutions, but also a lot of elbow grease.

Subsequently the missing elements were recreated and repositioned.  
To protect the boats from external agents they passed a layer of wax on both boats.





# Ships after the restoration





# Pottery



Japanese tray of the IX century, that is part of Ragusa collection.



This restored vase also comes from the same excavation site situated in Gricignano (Campania) dating back to the same century



The restored vase comes from an excavation site in Gricignano (Campania) dating back to the Seventh Century B.C.



The restored bowl comes from an excavation site situated near "Lago di Bracciano" (Marmotta" and it seems to be 8000 years old!





# Tray before the restoration






# Tray during the restoration

All the dust and glue were removed from the tray , all the had to glue back on other pieces to the tray with epoxy glue. After the glue had dried, a reconstruction of some missing parts was effected with pigmented dental plaster. Finally the reconstructions were refined with watercolors.





# Jar before the restoration





# Jar during the restoration

The dirt left inside the vase was removed and any dirt incrustations or excess dirt were removed using water and sponges very carefully. Finally a layer of "paraloid" was applied to protect the vase.





# Jar before the restoration





# Jar during the restoration

While eliminating the dirt inside the vase, a piece of another unknown pot or vase was found. The procedures used to clean the vase were exactly the same of the previous one. In this, a reconstruction of the vase was necessary






**Bowl before the  
restoration**





# Bowl during the restoration

The bowl had already part of it been restored, in fact some pieces of the bowl were already glued. A reconstruction of some missing parts was effected with pigmented dental plaster. When it dried up, was refined with sandpaper and blades.








# Painting

These painting were painted between the two world wars and come from Ethiopia.




«Fanciulla Hariana»  
of Prinzi

Painted on  
wooden  
table.



«Paesaggio arabo»  
of Pompeo Mariani

Behind it there is  
another picture



This painting is  
anonymous and we  
don't know the  
title.

It is painted on  
wooden table.



# Painting before the restoration





# Painting during the restoration

On the painting has been done a big work, because they were very dirty and came horrible condition .  
They have used various techniques to clean and make them alive again .





Andrea  
Mazzochi

Alessio  
Valci

Marta  
Pieralice

Chiara  
Montrone

Marta  
Stabile

Cristina  
Cestroni

Ivonete  
Modica

Alessandro  
Giglio

