

Introduction to eTwinning



#fclsumac

Arjana Blazic @abfromz
Bart Verswijvel @BartVerswijvel



What is eTwinning?

The most **EXCITING** Community
for Schools
in Europe

~ for students and teachers ~

What makes it different?



Free access

FREE

Sense of community



A safe environment



Collaborative projects



Professional Development



Lots of support




Happy pupils



Recognition for your work



Fun for the whole class



No bureaucracy

by Arjona Plazić @abfrom3

Professional Development

ONLINE

ONSITE

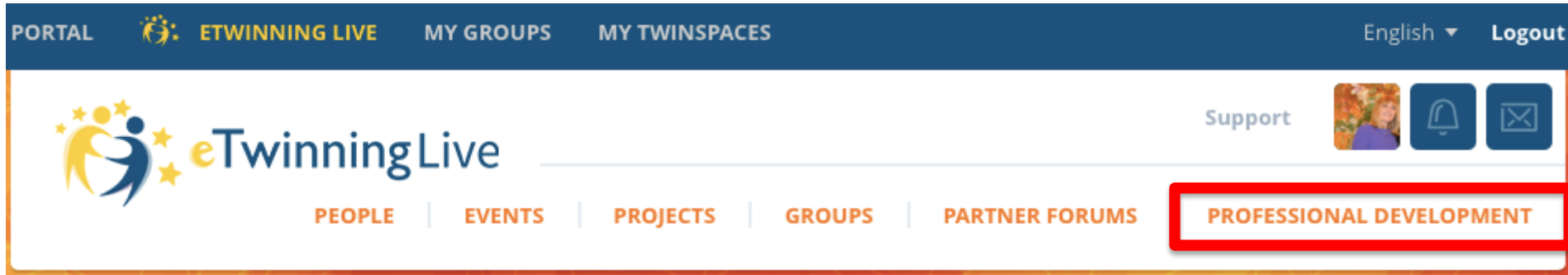


LEARNING

TOPICS

PROJECT PARTNERS

ONLINE



Learning events
Online seminars
Support groups
Self-teaching materials

LEARNING EVENTS



HOME



The Networked Teacher

In this LE we will focus on building a Personal Learning Network. Teachers build lively personal learning networks. They will explore ways to develop participants will explore online communities and learn how to support, r sharing, organizing resources and collaborating with peers. [EXPERTS:

Pages

START PAGE
STAFFROOM

Learning Event Journal

Type here

eTwinning Plus Learning Event: Quality Label Criteria: How to achieve them
05.09.2016 - 19.09.2016 - Learning Event
Quality Labels are granted to teachers with excellent eTwinning projects. In this LE, participants will have the opportunity to discuss, explore, take part in activities and understand how they can plan and run a project in order to achieve the 6 criteria for obtaining a Quality Label: Pedagogical Innovation and...


Learning event: How to develop resilience at school
12.09.2016 - 23.09.2016 - Learning Event
Coming soon





eTwinning Plus Learning Event: Esafety and Digital Skills
03.10.2016 - 14.10.2016 - Learning Event
description coming soon

ONLINE SEMINARS



GROUPS

PORTAL  ETWINNING LIVE **MY GROUPS** MY TWINSPACES English ▼ Logout

 Support   

GROUPS PARTNER FORUMS PROFESSIONAL DEVELOPMENT

- Creative Classroom
- Teacher Academy Alumni - ...
- Apps, Web2.0-applications...
- Bringing eSafety into eTw...
- English as a Second Langu...
- eTwinning ambascadori Hrva...
- eTwinning lesson plans an...
- ETWION
- European Network of eTwin...
- Game-based Classroom
- Inclusive Education
- Sustainability Education ...
- Visibility of eTwinning P...
- WEB 2.00 Tools group
- WEB TO WIN

GROUPS

HOME PAGES MATERIALS FORUMS LIVE MEMBERS

ENGLISH AS A SECOND LANGUAGE

A group for all eTwinning teachers who teach English as a second language... or make up your own English as an eTwinning teacher! Because of its proliferation, English has become a school subject in many European countries. This group is about changing that and creating a space for inspiration, collaboration, professional development and modernization of the use of ICT.

GROUP JOURNAL

I would like to find a space for ins...
- Posted by Galina Vailleva, 14.07.2015

Hi, friends! My name is Sultiana! I'm from Ukraine, I live in a gymnasium of Poltava region. At first I improve my English because every time you learn something new, I'd like to share it with my Mothers through the topic of the project and decided to focus on children's eyes. It's my hope to meet nice teachers and...

PAGES

- Welcome!
- Frequently Asked Questions
- External Links
- Web Tools
- Useful Apps
- Professional Development
- Calculation/Arithmetic in ESL
- Semester Publication

EBOOKS

- Our Collaborative poems
- The Book of Arts in eTwinning

HOME PAGES EXPERT TALKS - WEBINARS

INCLUSIVE EDUCATION

PAGES

- WELCOME
- ANNOUNCEMENTS
- EXTERNAL LINKS - useful websites
- FREE ONLINE COURSES
- WEB TOOLS
- INSPIRING TED TALKS
- INCLUSIVE EDUCATION
- GROUP EVENTS
- TWITTER #eTWINEDU
- EXPERT TALKS - WEBINARS
- The 1st Expert Talk - Shelly Sanchez Terrell
- The 2nd Expert Talk - Priscila Mateini on Teaching Children with Special Needs
- The 3rd Expert Talk - Karen...

EXPERT TALKS - WEBINARS

EXPERT TALKS or ONLINE WEBINARS

LIST of EXPERT TALKS

The 1st EXPERT TALK (26 May 2015)

Shelly Sanchez Terrell: STEAM It Up for Struggling Students!

Summary of the Talk:

ONSITE



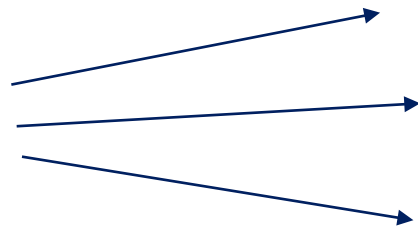
PDW
Seminars
Conferences



Peer to peer



Support

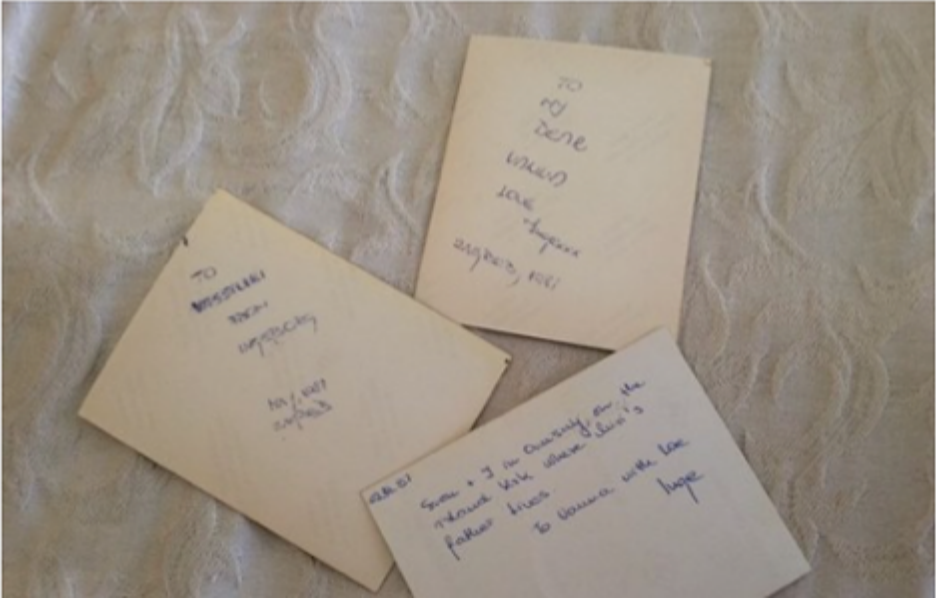


eTwinning ambassadors
NSS, CSS
eTwinners



Sense of Community

Memories....when Inge was "unknown" my friend from Zagreb. Now we are colleagues
In etwinning.



by Vanna Kosmatou





Happy Pupils

Collaborative Projects



Collaborative Projects

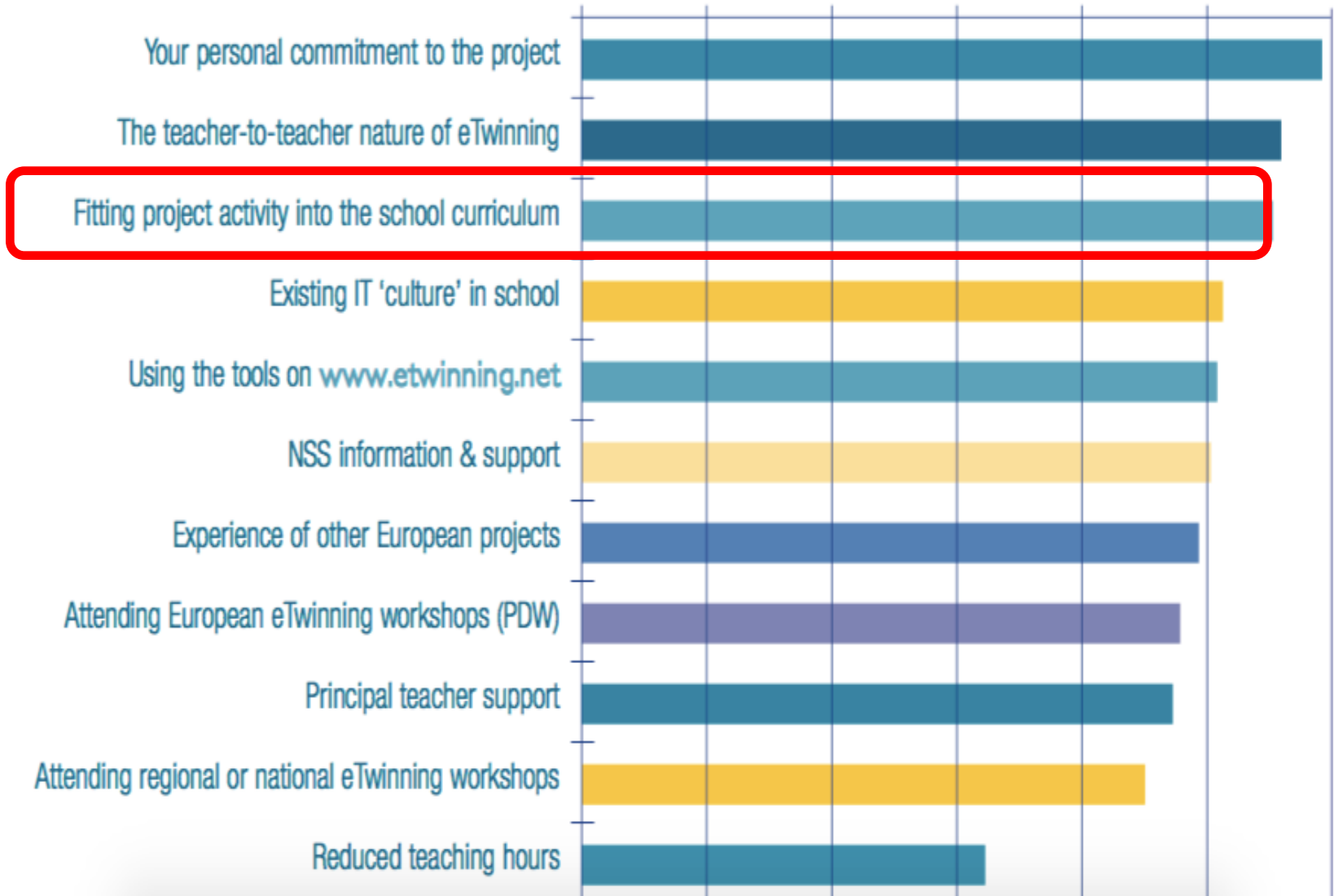
TWINSPACE

NO STRESS


The screenshot displays the Twinspace website interface. At the top, a purple navigation bar contains the following menu items: HOME, PAGES, MATERIALS, FORUMS, LIVE, and MEMBERS. Below the navigation bar, the main content area features a project titled "True Colours" with a colorful logo. The project description reads: "Colours are such a common element in our lives that we tend to overlook its importance. Our goal is to help our students become aware of how colours are tied to cultural differences, how they can be used as an important communication tool and how, when used properly, they can change perception, feelings and even lead to different reactions. Student..." followed by a "Read more" link. To the right, a user profile for "Arjana Blazic" is visible, including a "Welcome" message, a profile picture, and a notification icon. Below the main content, there are three interactive panels: "Pages" with a list of items like "Activity Plans", "Meet & Greet - If I were a Colour", "Survey", and "Colour Masters"; "Images" showing a grid of image thumbnails; and "Videos" showing a grid of video thumbnails. At the bottom right, a status bar indicates "2 members online".

ACCESS TO WEB TOOLS


Importance To Project Success



Curriculum



Curriculum = a source of inspiration



eTwinning Project =

Learning Strategy

PBL

Methodology

Teamwork

Peer learning

Authentic

Cross-cultural

Development of competences

Interdisciplinary approach

School Time



Assessment

Formative

Peer assessment

Self assessment

Summative

Rubrics



Rubrics

CATEGORY	4	3	2	1
Contributions	Routinely provides useful ideas when participating in the group and in classroom discussion. A definite leader who contributes a lot of effort.	Usually provides useful ideas when participating in the group and in classroom discussion. A strong group member who tries hard!	Sometimes provides useful ideas when participating in the group and in classroom discussion. A satisfactory group member who does what is required.	Rarely provides useful ideas when participating in the group and in classroom discussion. May refuse to participate.
Quality of Work	Provides work of the highest quality.	Provides high quality work.	Provides work that occasionally needs to be checked/redone by other group members to ensure quality.	Provides work that usually needs to be checked/redone by others to ensure quality.
Working with Others	Almost always listens to, shares with, and supports the efforts of others. Tries to keep people working well together.	Usually listens to, shares with, and supports the efforts of others. Does not cause "waves" in the group.	Often listens to, shares with, and supports the efforts of others, but sometimes is not a good team member.	Rarely listens to, shares with, and supports the efforts of others. Often is not a good team player.

Project Impact

Key competences

Motivation

European dimension

Innovative teaching methods

Confidence

Recognition for your work



Quality Label Criteria

Pedagogical innovation

Curricular integration

Communication

Use of ICT

Collaboration

Results and impact

Recognition for your work



National Quality Label
- awarded by the NSS

European Quality label
- awarded by the CSS

National eTwinning prizes

European eTwinning prizes
- 3 age categories and several special categories

Inspiration

Project Kits

Featured kits 




Need inspiration for your project?
See what others have done

Browse project kits
Ready-made project kits are step-by-step guides to successful eTwinning projects.

Foreign Languages All key competencies





Kit name	Level	Subjects	Key competencies
A Day for the Family	6 - 9	Art, Cross Curricular, Foreign Languages, Geography, History	
A Taste of Maths. ATOM	12 - 15	Art, Cross Curricular, Foreign Languages, Informatics / ICT, Language and	

Project Gallery

Project Gallery 

The gallery showcases some of the best-practice examples available, to inspire you when you run your own eTwinning project.

All Languages All subjects All key competencies

Project name	Level	languages	Subjects	Key competencies
"R.I.V.E.R." Research Inside and Verify the Environmental Risk	15 - 18	EN	Chemistry, Cross Curricular, Environmental Education, Foreign Languages, Geography, History, Informatics / ICT, Language and Literature, Physics	
100 Jahre Erster Weltkrieg	14 - 16	DE	Foreign Languages, History, Language and Literature, Social Studies / Sociology	
A Taste of Maths (ATOM)	12 - 16	EN	Cross Curricular, Drama, History, History of Culture, Informatics / ICT, Mathematics / Geometry, Media Education	
Art Connects Us	6 - 13	EN PL	Art, Design and Technology, Drama, History of Culture, Informatics / ICT, Language	

Award-winning projects

integrated into the curriculum

Powerful Nature Kingdom

Age: 4-11

NATURAL SCIENCES

Factory pollution

Greek: μόλυνση εργοστασίου(molinsi ergostasiou)

Catalan: contaminació de fàbrica



Traffic pollution

Greek: κυκλοφοριακή μόλυνση(kikloforiaki molinsi)

Catalan: contaminació pel trànsit

Sea pollution

Greek: μόλυνση της θάλασσας(molinsi tis thalassas)


Catalan: contaminació del mar



Burning tires

Greek: λάστιχα που καίγονται(lastiha pou kaigondai)

Catalan: pneumàtics cremant



Soundtrackers

Age: 12-15

ART

PLANE IN SUN | LV+PT



Plane in sun LV+PT

FILM IDEA AND ANIMATION Laura Kalniņa (LV) =SOUND
DEPARTMENT Class 6D1 (PT) =SOUND MIX AND EDITING Joel Marinheiro
(PT) • Jorge Pinho (PT) =MUSIC "Floating away", Bobby Cole, Freeplay
Music CC =PRODUCED BY BJC Rīgas Skolēnu pils, Animation Film Studio,
Rīga • Escola B/S Domingos Capela, Espinho • © 2013

PLANE IN SUN | LV+NO



Plane in sun LV+NO

FILM IDEA AND ANIMATION Laura Kalniņa (LV) =SOUND
DEPARTMENT Jesper (NO) • Nora (NO) • Sofie (NO)
• Tobias (NO) =MUSIC AND SOUND EDITING Thomas the teacher
(NO) =PRODUCED BY BJC Rīgas Skolēnu pils, Animation Film Studio,
Rīga • Vestriden Skole, Porsgrunn • © 2014

Fly Me To The Moon

Age: 12-15

SCIENCE

Activities

- FIND ME a logo
- WATCH ME in the Moon
- TELL ME about the Moon
- PHASE ME to the Moon
- ART on the Moon
- BUILD ME the Moon
- MOON EXHIBITION
- HOW FAR to the Moon?
- AWARDS


TELL ME about the Moon

Blog

Slovenians about the Moon to Spanish pupils

July 11, 2012 7:48 AM

Slovenians about the moon



1 of 9

Coursera Kids

Age: 16-18

ENGLISH

HOME | PROFILE | PROJECTS | FIND ETWINNERS | TEACHERS ROOMS | RESOURCES | HELPDESK



Welcome Arjana Blazic, IX. gimnazija | edit profile | logout

0 new

Projects > COURSERA KIDS

COURSERA KIDS

Registered on 17.09.2013 | Status: Active



0 MESSAGE(S)

Information

Coursera (www.coursera.org) is an education platform offering massive open online courses (MOOCs), aiming to bring the world's best education freely available to everyone, by establishing strong partnerships with the best universities in the world such as Stanford, Princeton and many others. As educators, we plan to use the platform to show students that learning is a process that takes place on an on-going basis. In this framework, they will get involved in one or more coursera courses and become familiar with distance learning, while discussing and reviewing their peer work. Students will use this experience in a creative way and possibly get a certificate from a prestigious University to add in their CV.

Subjects: Foreign Languages
Languages: EN
Pupil's age: 16 - 17
Tools to be used: Twinspace
Aims:

To introduce distance learning and flexible studies to students and develop their critical and foreign language (English) skills. Objectives: To help students become lifelong learners To get an extra certificate for their CV To develop their skills in foreign language To learn how to review peer work and develop critical thinking skills. To discuss and analyse the knowledge they gained with their partners To demonstrate what they have learned by creating one or more comic/animated books, based on their experience [hide](#)

Work process: Process: The "Coursera Kids" project is divided in modules. The first coursera course, starting September 21st, "Crafting the effective writer"... [read more](#)

Expected results: Both teams share their coursera experience in a comic/animation form. Both partners write a story demonstrating the new knowledge



COURSERA

A photo from our project

Project partners - 3 partner(s)



Arjana Blazic (FOUNDER)
IX. gimnazija, Zagreb, Croatia
Subjects: Citizenship, Design and Technology, Informatics / ICT, Language and Literature, Media Education, Technology
Languages: EN

Lina Kalliontzi (FOUNDER)
2nd High School Nea Filadelfia, Athens, Greece
Subjects: Foreign Languages
Languages: EN

Twinspace



[Go to the Twinspace](#)

Project diary

[Go to project diary](#)

Jun 09 2014

Meeting face to face in Athens
Posted by Arjana Blazic | 0 comments



The Croatian students are going to visit Athens at the end of August 2014. This will be a great opportunity... [Read more](#)

May 09 2014

Purple story wins
Posted by Arjana Blazic | 0 comments

Congratulations to the Purple Team for creating the best comic book. Congratulations to the other teams as well for making... [Read more](#)

National Project

Age: 4-11

INTERDISCIPLINARY



Sličnosti i razlike krajeva Republike Hrvatske

Registered on 17.08.2016

Project details

Učenici će kroz projekt povećati motivaciju i zanimanje za krajeve RH, stimulirati njihov istraživački duh i radoznalost. Kombinirajući uobičajeni nastavni sadržaj prirode i društva s raznim aspektima svakodnevnog života u različitim dijelovima RH te olakšati međusobno razumijevanje putem upoznavanja povijesnog i kulturološkog konteksta u kojem projektni partneri žive.

- **Subjects:** Pre-school Subjects, Primary School Subjects
- **Languages:** EN - HR
- **Pupil's age:** 7 - 10
- **Tools to be used:** Chat, e-mail, Forum, Twinspace, Video conference
- **Aims:**
Učenici će kroz razna područja saznati o sličnostima i razlikama krajeva RH, razvijati odgovorno ponašanje prema nasljeđu naših predaka i... [read more](#)
- **Work process:**
Aktivnosti su podijeljene u 4 dijela: a) prijava za projekt zainteresiranih partnerskih škola i dječjih vrtića iz Republike Hrvatske b) stvaranje dokumenta... [read more](#)
- **Expected results:**
Učenik: - prepoznaje i opisuje osobitosti svog zavičaja te uočava razlike između zavičaja RH - opisuje ulogu, utjecaj i važnost povijesnoga... [read more](#)

Twinspace

- [Go to the TWinspace](#)

Project partners - 9 partner(s)



Branka Kamenecki Orlic

Osnovna škola Malešnica (Zagreb, Croatia)

Subjects: Primary School Subjects

Languages: EN - HR



Elvira Burić

OŠ Ivanke Trohar Fužine (Fužine, Croatia)

Subjects: Primary School Subjects

Languages: HR



Ivana Bašić

Osnovna škola Opuzen (Opuzen, Croatia)

Subjects: Media Education, Primary School Subjects, Special Needs Education

Languages: HR



Jadranka Cesarec

Osnovna škola Viktora Kovačića (Hum na Sutli, Croatia)

Subjects: Art, Mathematics / Geometry, Primary School Subjects

Languages: EN - HR - SL



Ljiljana Holik

Osnovna škola Frane Petrića, Cres (Cres, Croatia)

Subjects: Primary School Subjects

Languages: HR

eTwinning and Erasmus +

Make me a European

Search

IMAGES **VIDEOS** FILES

FOLDERS ⓘ

+ CREATE FOLDER

CLASS 2 M - L ITALY AND EMILIA ROMAGNA (1)

CYPRUS - WE HAVE BEEN MADE CE (1)

8 34

VIDEOS ⓘ

+ ADD VIDEO

56:43 9:58 5:17 32:03

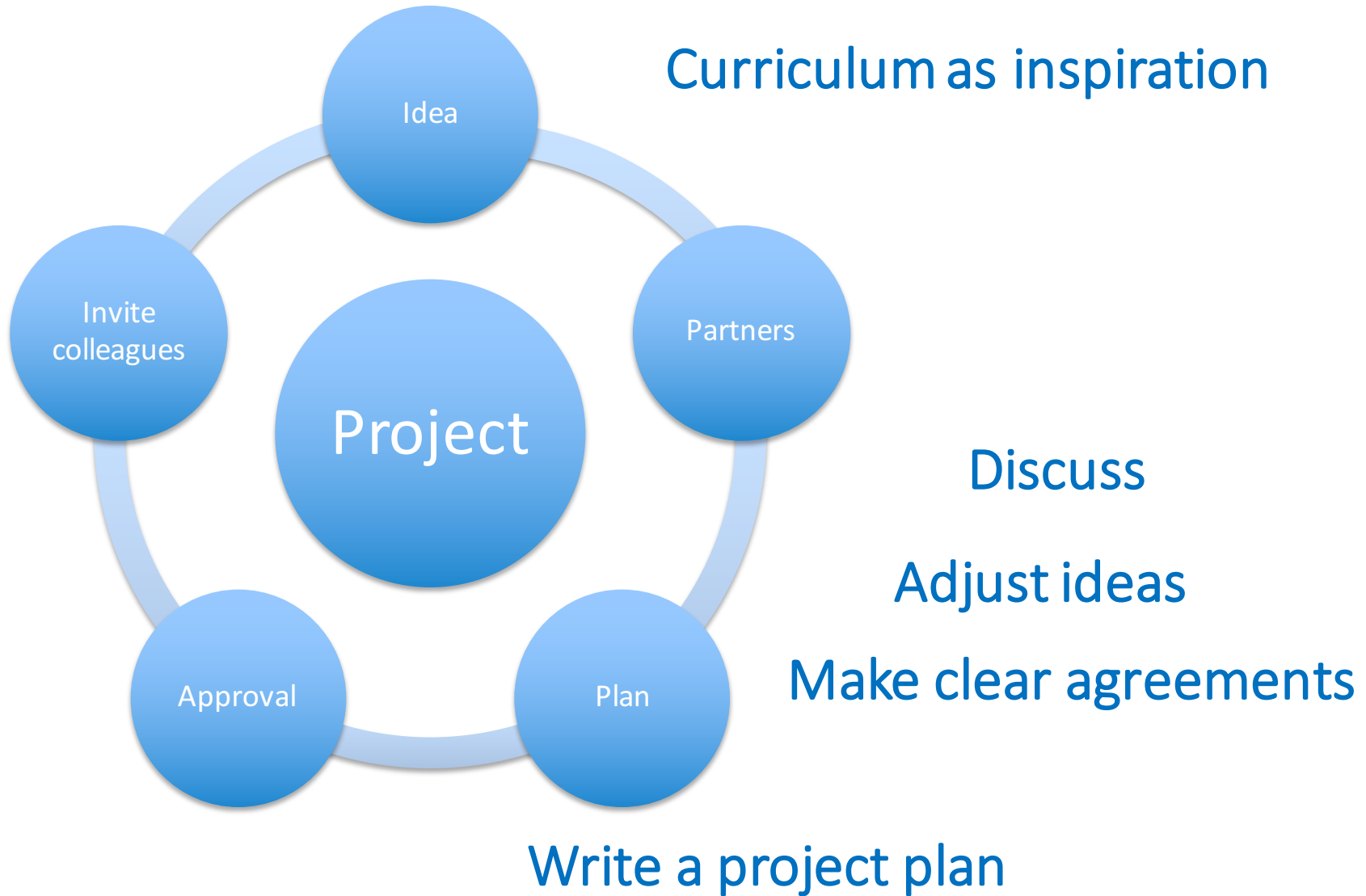


Pages ⓘ

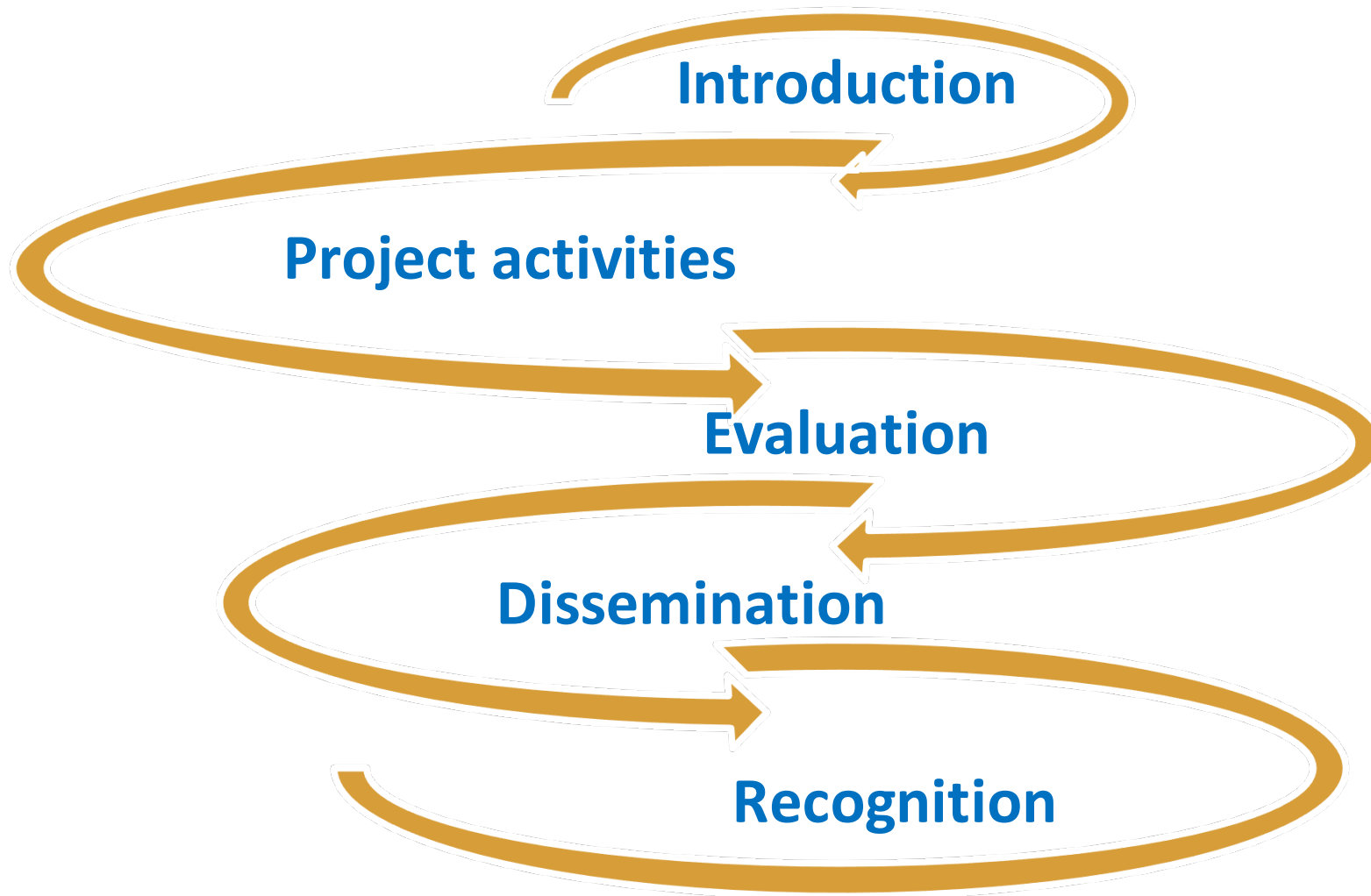
- [1 Our Schools](#)
- [2 Make Me a German](#)
- [3 We make you ...](#)
- [4 We've been made ...](#)
- [5 Make me a European](#)
- 6 ICT course**
 - [6-1 Scoop it up! Tools for curation](#)
 - [6-2 Team it up! Tools for collaboration](#)
 - [6-3 Show it! Tools for presentation](#)
 - [6-4 Praise it! Tools for evaluation](#)
 - [6.0 Logo Maker Tools](#)
- [7 Webinars](#)
- [8 Library - Useful Articles and Videos](#)
- [9. The making of...](#)
- [10 Meetings](#)

« » « »

Life Cycle of an eTwinning Project



Life Cycle of an eTwinning Project



**THE END OF ONE PROJECT IS
THE BEGINNING OF ANOTHER**

