


ADRIAN 3 AÑOS
LEGO CHALLENGES





BRIANA 3 AÑOS
LEGO CHALLENGES



Twinning



ANTONELLA




ANTONELLA
LEGO CHALLENGES


anning




eTwinning

LE YNA
LEGO CHALLENGES



 Twinning


YAHUNA 3 AÑOS
LEGO CHALLENGES






Twining

MATIAS 3 AÑOS
LEGO CHALLENGES







Three horizontal lines for writing, with a yellow LEGO minifigure standing on the top line.



Twinning

MARCELO
LEGO CHALLENGES





Twining

EDUARD
LEGO CHALLENGES



Twinning

EVELYN
LEGO CHALLENGES

TYLER

A LEGO challenge assembly is shown on a white card with a blue border. The assembly consists of a red 1x6 Technic brick with a black gear on top. A yellow 1x4 Technic brick is attached to the top of the red brick. A black axle is inserted through the center of the gear and extends upwards. A white 1x4 Technic brick is attached to the axle, with a green 1x4 Technic brick on top. A blue 1x4 Technic brick is attached to the side of the red brick. A clear purple Technic piece is attached to the side of the red brick. A grey 1x4 Technic brick is attached to the bottom of the red brick. The card has a blue border and contains the following text:

TYLER 3 AÑOS
LEGO CHALLENGES

The eTwinning logo is located in the bottom left corner of the card. It features a stylized figure in purple and yellow, with the text "eTwinning" next to it.

eTwinning

TYLER 3 AÑOS
LEGO CHALLENGES

