



eTwinning and Erasmus+ “To become ambassadors of a sustainable agriculture in Europe”

30th September 2020



Cofinancé par le
programme Erasmus+
de l'Union européenne

- **Introductions : etwinning account open? (15')**
- **eTwinning presentation : eTwinning in Europe, etwinning Live and Twinspace (20')**
- **3 examples of eTwinning / Erasmus+ projects (30')**
- **apps for activities (10')**
- **Tips (5')**
- **practice in TS :**
 - add documents
 - make pages
 - adding members to the twinspace

eTwinning general information

etwinning.net/en/pub/index.htm



eTwinning is the community for schools in Europe.

eTwinning offers a platform for staff (teachers, head teachers, librarians, etc.), working in a school in one of the European countries involved, to communicate, collaborate, develop projects, share and, in short, feel and be part of the most exciting learning community in Europe. eTwinning is co-funded by the **Erasmus+**, the European programme for Education, Training, Youth and Sport.



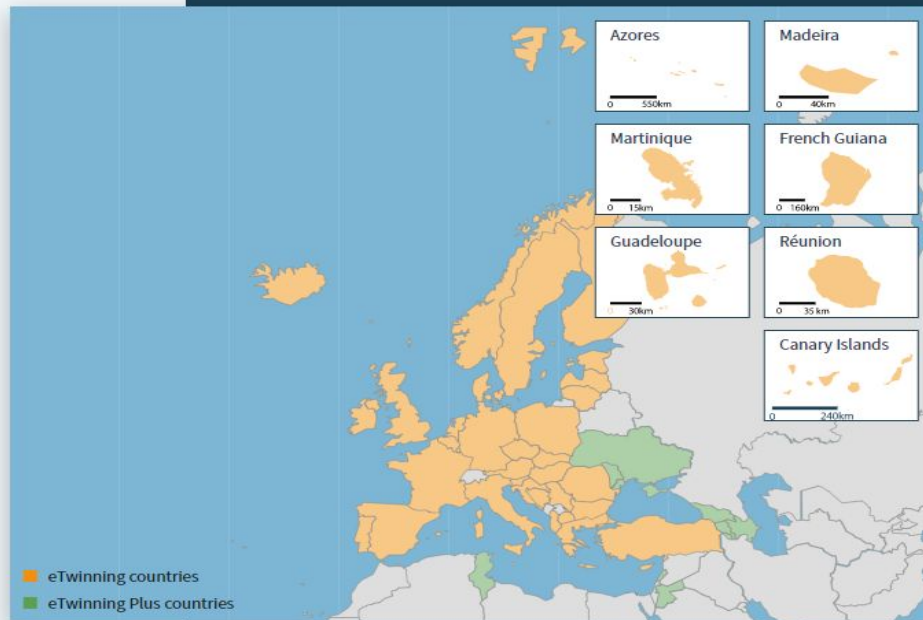
831.007
TEACHERS



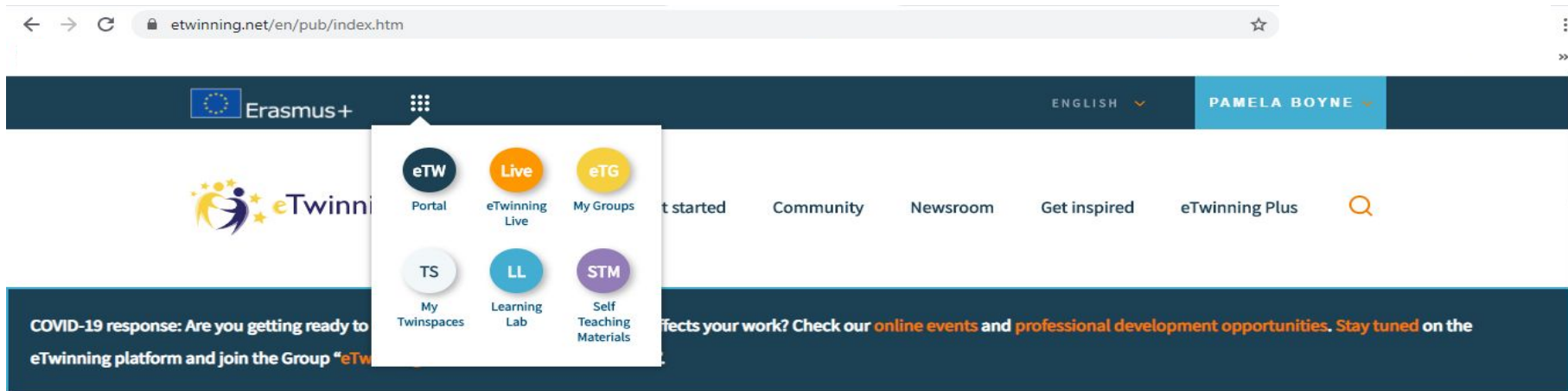
210.277
SCHOOLS



109.461
PROJECTS



After logging in, you can choose where to go :



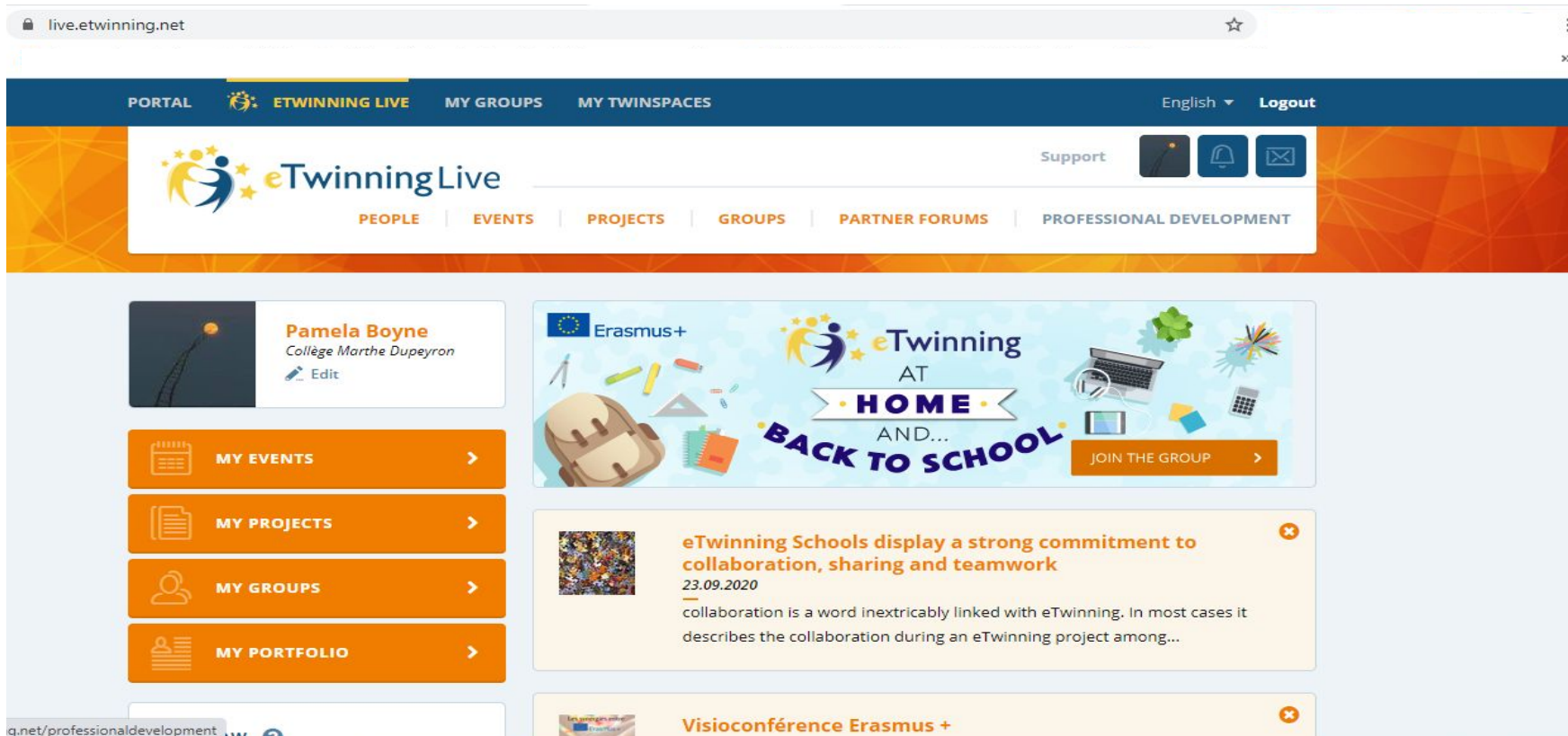
The screenshot shows the eTwinning website interface. At the top, there is a navigation bar with the Erasmus+ logo, the text "Erasmus+", a language dropdown menu set to "ENGLISH", and a user profile dropdown menu for "PAMELA BOYNE". Below this is a main navigation menu with links for "Home", "Community", "Newsroom", "Get inspired", and "eTwinning Plus". A search icon is also present. A central menu is open, displaying six options: "eTW Portal", "Live eTwinning Live", "eTG My Groups", "TS My Twinspace", "LL Learning Lab", and "STM Self Teaching Materials". Below the navigation, there is a banner for "COVID-19 response: Are you getting ready to..." and another banner for "Affects your work? Check our online events and professional development opportunities. Stay tuned on the eTwinning platform and join the Group 'eTwinning'".

eTwinning is the community for schools in Europe.

eTwinning offers a platform for staff (teachers, head teachers, librarians, etc.), working in a school in one of the European countries involved,



Looking for a project, a person ? : eTwinning Live



The screenshot shows the eTwinning Live website interface. At the top, there is a navigation bar with links for PORTAL, ETWINNING LIVE, MY GROUPS, and MY TWINSPACES. The language is set to English, and there is a Logout option. Below the navigation bar, the main header features the eTwinning Live logo and a search bar. To the right of the search bar are icons for Support, a notification bell, and an email icon. Below the header, there are navigation tabs for PEOPLE, EVENTS, PROJECTS, GROUPS, PARTNER FORUMS, and PROFESSIONAL DEVELOPMENT.

The main content area is divided into two columns. The left column contains a user profile for Pamela Boyne from Collège Marthe Dupeyron, with an Edit button. Below the profile are four orange buttons with right-pointing arrows: MY EVENTS, MY PROJECTS, MY GROUPS, and MY PORTFOLIO.

The right column features a large banner for "Erasmus+ eTwinning AT HOME AND... BACK TO SCHOOL" with a "JOIN THE GROUP" button. Below the banner is a news article titled "eTwinning Schools display a strong commitment to collaboration, sharing and teamwork" dated 23.09.2020. The article text reads: "collaboration is a word inextricably linked with eTwinning. In most cases it describes the collaboration during an eTwinning project among...".

You can go directly to your twinspace :

twinspace.etwinning.net/myspaces



Active Twinspaces




eTwinning France

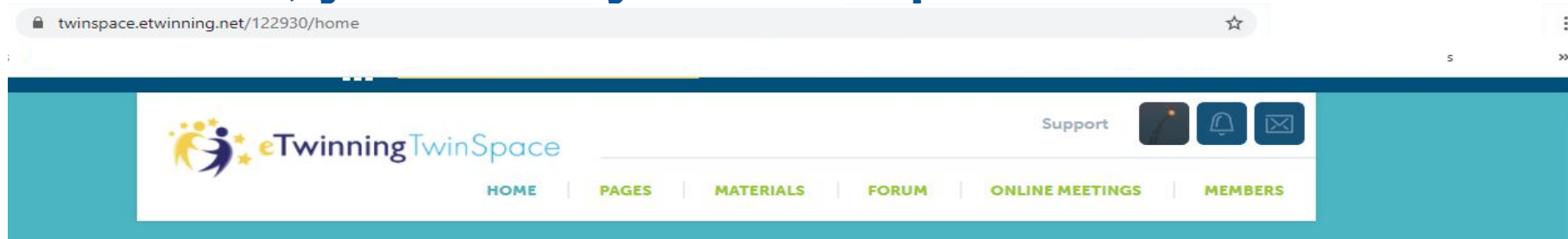


To Become
Ambassadors of a
Sustainable
Agriculture in
Europe

Closed Twinspaces



Once there, you are in your own space :



The screenshot shows the eTwinning TwinSpace website interface. At the top, there is a navigation bar with the eTwinning TwinSpace logo on the left and a 'Support' link with three icons (a person, a bell, and an envelope) on the right. Below the navigation bar is a horizontal menu with the following items: HOME, PAGES, MATERIALS, FORUM, ONLINE MEETINGS, and MEMBERS. The main content area is divided into two columns. The left column features a section titled 'To Become Ambassadors of a Sustainable Agriculture in Europe' with a text box containing information about a project. The right column features a 'Teacher Bulletin' section with a 'Post an update' button and an 'Online members' section with a circular profile picture icon.

To Become Ambassadors of a Sustainable Agriculture in Europe

Students will get to know how French, Finnish and Slovak agricultural high schools operate and will learn through collaboration how students deal with animal husbandry, crop production and agrotechnology in a sustainable way. This e twinning project will be necessary to prepare an Erasmus + project KA 229 oriented to school exchange Partnerships between agricultural high schools. The project is planned to last 2 years. During this period students and teachers will collaborate using this platform before, during and after the Erasmus mobility . Teachers and students will be focusing on these three major topics : animal husbandry, crop production and agrotechnology and the impact these topics will have on water, carbon and animal welfare. After the mobility students will make 3 final products : a boarding game on agro ecology, a virtual magazine collecting all learning experiences on sustainable practices and a collaborative video using all the videos made during the mobilities.

Teacher Bulletin

 Post an update

Online members



WOMEN WHO CHANGED THE WORLD



“Women speaking up for themselves and for those around them is the strongest force we have to change the world.” - Melinda Gates
 As Nelson Mandela says, “Education is the most powerful weapon which you can use to change the world.” “Education is the key to eliminating gender inequality, to reducing poverty, to creating a sustainable planet, to preventing needless deaths and illness, and to fostering peace”. We, as teachers pretend to help humanity to step forward an equal society by spreading the values of tolerance, respect and gender equality among our young kids throughout this project.

winning project of the eTwinning 2020 competition - special Erasmus+ prize

This project, with 12 partner countries, enabled primary school students to work together on one of the United Nations goals: gender equality. Many collaborative activities punctuate the progress of the project: creation of the logo, timeline, choice of women, writing of biographies ...

<https://twinspace.etwinning.net/107759/>

Time to Escape!



The aim of our project is to create an escape game on the topic of science. Students will have to team up in order to create the different riddles and tasks that will be part of the game.

winning project of the eTwinning 2019 competition - special Erasmus+ prize

This project, carried out with three classes of Greek, Spanish and Italian schools, is very successful! The students formed international work teams, choosing their partners themselves. The activities allowed the students to achieve high quality. The puzzles were created in three areas: English, Physics-Chemistry and EPS.

<https://twinspace.etwinning.net/70777/>

Tunnel of time



We want our students to co-operate with people of different ages and nationalities and learn the demands of modern working life. The understanding of other cultures is an essential skill to promote co-operation and prevent discrimination.

This is an Erasmus+ project focus on two main themes:

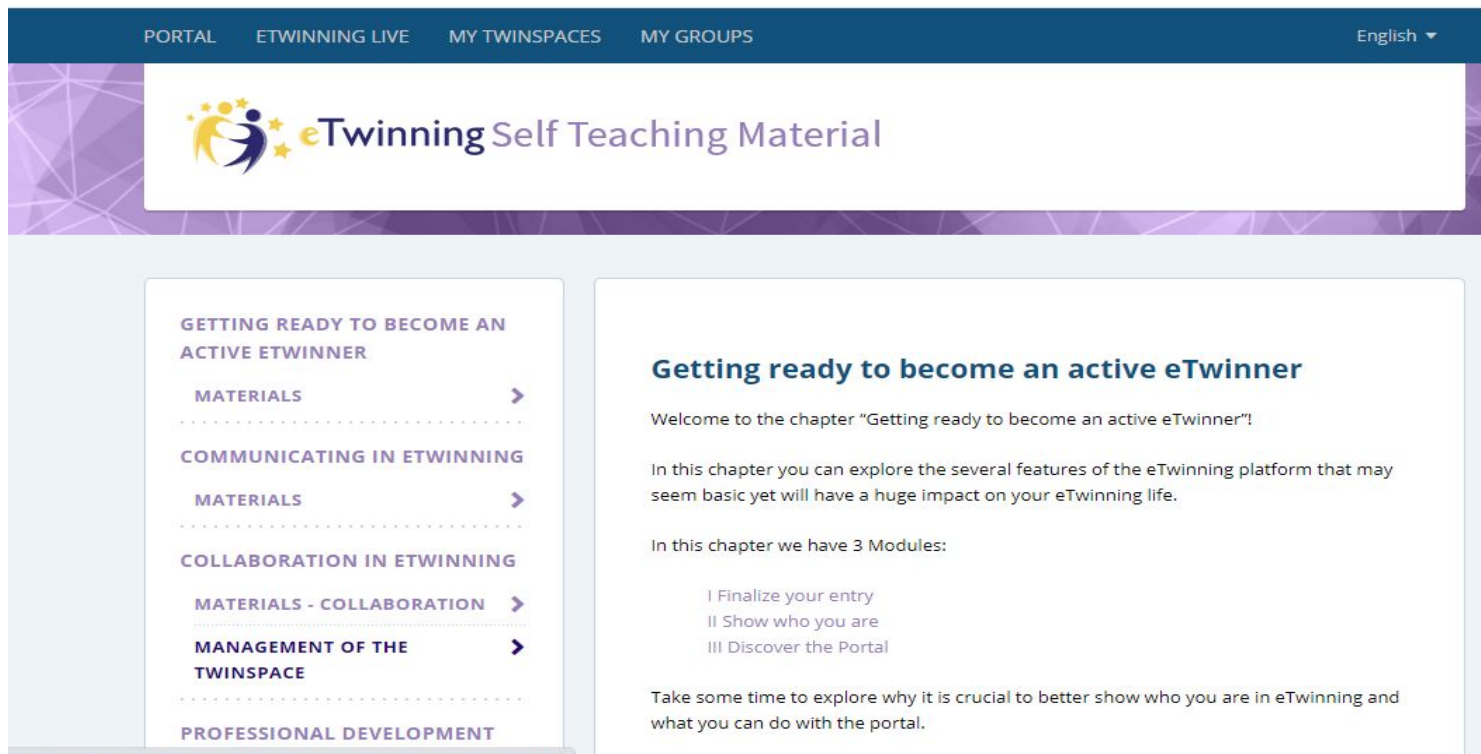
- The equality between men and women and how it has changed during the last decades
- The skills needed at work nowadays and how the working life has changed.

Our students work on these topics interacting with and interviewing their relatives, fellows, residents of the local elderly nursing home, children in the kindergarten and local companies.

<https://twinspace.etwinning.net/49525/>

The eTwinning site offers help and advice :

stm.etwinning.net/en/pub/getting_ready_to_become_an_act.htm

A screenshot of the eTwinning website showing a navigation menu, a header with the eTwinning logo and 'Self Teaching Material', and a main content area with a sidebar and a main text block.

PORTAL ETWINNING LIVE MY TWINSPACES MY GROUPS English ▾

eTwinning Self Teaching Material

GETTING READY TO BECOME AN ACTIVE ETWINNER

MATERIALS >

COMMUNICATING IN ETWINNING

MATERIALS >

COLLABORATION IN ETWINNING

MATERIALS - COLLABORATION >

MANAGEMENT OF THE TWinspace >

PROFESSIONAL DEVELOPMENT

Getting ready to become an active eTwinner

Welcome to the chapter "Getting ready to become an active eTwinner"!

In this chapter you can explore the several features of the eTwinning platform that may seem basic yet will have a huge impact on your eTwinning life.

In this chapter we have 3 Modules:

- I Finalize your entry
- II Show who you are
- III Discover the Portal

Take some time to explore why it is crucial to better show who you are in eTwinning and what you can do with the portal.

eTwinning and Erasmus+ form a whole :

← → ↻ etwinning.fr/decouvrir/etwinning-dans-erasmus.html ☆

 eTwinning | LA COMMUNAUTÉ POUR LES ÉTABLISSEMENTS SCOLAIRES D'EUROPE

🔍 |  [Votre compte eTwinning](#)

Découvrir ▾

Démarrer ▾

Mener son projet ▾

Valoriser son projet ▾

Boîte à outils ▾

Nous contacter ▾

eTwinning dans Erasmus+

eTwinning s'inscrit dans la « **Coopération en matière d'innovation et d'échanges de bonnes pratiques** » du programme Erasmus +, visant à favoriser les projets de coopération européens dans le champ de l'éducation scolaire via les technologies de l'information et de communication.

eTwinning n'apporte pas de financement, mais permet aux enseignants et leurs élèves de réaliser des projets de coopération à distance. La plateforme multilingue d'eTwinning permet aux établissements de trouver des partenaires, échanger et coopérer dans un environnement virtuel sécurisé, avec des outils adaptés et de nombreuses ressources

some useful addresses for activities to do together :



Adobe connect
(app for online meetings)



website to create games
together or for the partners



website to create online
magazine together



app or website to create
digital books together
(with video, sounds, etc.)



website which is an ethical alternative to google
and offers a set of collaborative online applications



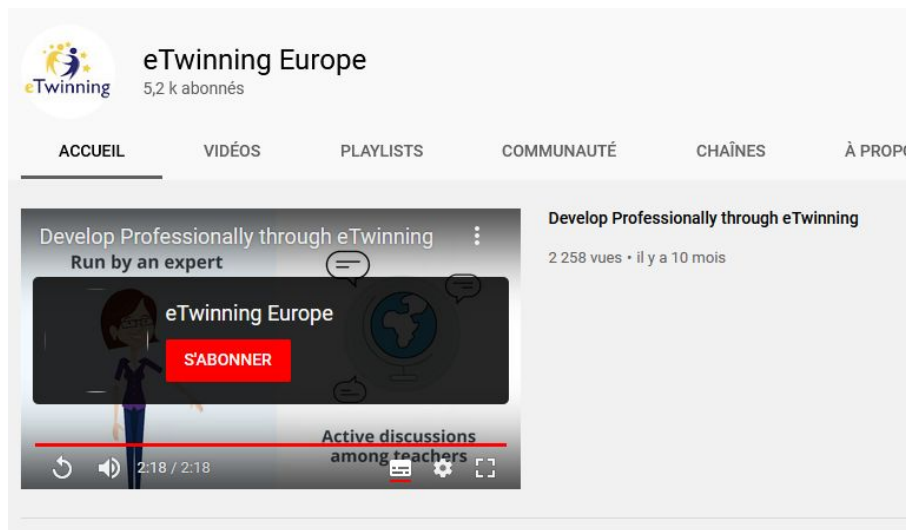
website and app to create
Interactive MCQ

Tips and things to remember

- You need written permission from the students / parents to participate (see twinspace)
- When you create addresses and passwords for students write them down
- Divide the tasks : who does what?
- Youtube / Vimeo / Dailymotion are compatible with eTwinning
- you can make mp4 films from the latest powerpoint presentations
- the importance of putting documents onto the twinspace regularly and not waiting until the end of your project

training videos

<https://www.youtube.com/channel/UChzP7WBeHNrNIZ1U8zwvyrq>



The screenshot shows the YouTube channel page for eTwinning Europe. At the top left is the channel's profile picture, which is the eTwinning logo, and the channel name "eTwinning Europe" with "5,2 k abonnés" below it. A navigation menu includes "ACCUEIL", "VIDÉOS", "PLAYLISTS", "COMMUNAUTÉ", "CHAÎNES", and "À PROPO". The main content area features a video player for a video titled "Develop Professionally through eTwinning" with the subtitle "Run by an expert". The video player shows a thumbnail with a woman and a globe, and a red "S'ABONNER" button. Below the video player, there is a red bar with the text "Active discussions among teachers". To the right of the video player, the video title "Develop Professionally through eTwinning" is repeated, along with the view count "2 258 vues" and the upload date "il y a 10 mois".

- **practice in TS :**
 - **add documents (advantages of making twinspace the only platform for exchanges, permission from parents)**
 - **make a page (and a twinboard on a page)**
 - **add members to the twinspace**