




ECO-ACTIVE
Erasmus+ programme
newsletter 1.12.2017 – 1.03.2018

Country	Europass training for teachers	Europass training for students		Bateries collected by 31.01.2018 (kg)	Lessons on ecology and lessons on „Consumer’s ABC – the meaning of labels”.	Eco-actions undertaken	Videoconferences
		How many groups (classes)	The number of students				
The Netherlands	NO	NO	-	75 kg	51	46	2
Slovenia	NO	1	4	9208 (we are counting the batteries)	84 – ecology – energy 4 – week menu	Collecting paper, plastic cups, batteries	2
Latvia	YES	1	6	142,4445 kg	125	25	4
Italy	YES	11	224	50 kg	80	70	2
Poland	YES	10	222	1 976,230 kg	144	110	2

SLOVENIA:

- Pupils created games (board games, digital games) about energy and also PowerPoint presentations about energy
- Work in Eko club, creating things from recycling material
- Class-lessons about energy
- Europass for students
- Collecting batteries and caps
- Children draw stickers “Save water and energy”





Katarzyna Matraszek-Mirosław

- The start of the healthy family menu
- Market of unused toys, clothes and school supplies - children brought to school and exchanged them with other children




- Videoconference with Latvia, Italy and two Slovenian schools – Primary School Bršljin from Novo mesto in Karel Destovnik Kajuh from Ljubljana
- Designing a sticker “Save water and energy”*
- Lessons on ecology - energy

The second year of the project - Primary School Tone Pavček:

https://www.youtube.com/watch?time_continue=1&v=EmTaQ8f6ae0

The student's presentation about energy:



THE NETHERLANDS:

- Collection of old clothes. Someone came to the school and picked them up. They will be re-used.
- Collecting batteries (75 kg).
- Collecting all kind of broken electric apparatus. Someone came to the school and picked them up for recycling. (75 different).
- A lesson plan about “healthy food”. Children were in the so called “taste center” of Boxmeer.
- Children drew a sticker about saving water and energy. A company made a lot of different forex stickers (6 different, 45 in total).



- We hanged them through the whole school so that everyone can see them and follow the rules.







- Two times a videoconference.
- Inform parents of form 7 about the trip to Sicily. Children wrote a letter why they should go to Sicily. We picked 4 children who can go on travel.

POLAND

- Pupils bring batteries to school regularly
- The competition for the best eco-game and eco-presentation concerning Energy was announced
- The two winning designs of stickers “Save energy and water” were produced and placed all around the school, to remind kids about the need of saving.





- THE BIG ECO QUIZ → quiz checking the eco-knowledge of the pupils from 0-3 grade. The quiz was prepared and conducted by four pupils from class 5 a: Zuzanna Babut, Julia Piłat, Jagoda Matyka i Julia Wójtowicz. Girls prepared presentation, questions and worksheets for every participant. The topic was strictly connected to our Eco-Active Erasmus+ Programme. It was fun and very educative – a lesson prepared by kids for kids.



Katarzyna Matraszek-Mirosław

- **Eco-room of my dreams**→Students from class 5a Jagoda Matyka, Weronika Zalewska , Julia Wójtowicz i Filip Gajda prepared and conducted a competition. Every student of the school could take part in it. The task was to create a room of their dreams using the recycled materials. 9 designs were created. All of the participants were awarded.





- **The picture in eco-frame** → the competition organised by the pupils from class 5a: : Julia Nowak, Agata Stępień, Weronika Zalewska i Julia Wójtowicz. In every house there are a lot of unnecessary items, the picture was supposed to be done with the use of these kind of things.



- Ecopaedia lesson took place: Power engineering in Poland by Katarzyna Jurak. (the lesson for older students)

ITALY:

- Healthy family menu

	Lunedì	Martedì	Mercoledì	Giovedì	Venerdì	Sabato	Domenica
	2 FETTE DI PANE + MARMELLATA + LATTE	4 BISCOITI + LATTE	CROSTATA CON CONFETTURA DI ALBICOCCA	2 FETTE DI PANE + MARMELLATA DI ARANCIA	FETTE BISCOTTI CON BURRO E MARMELLATA	CORNETTO AI CEREALI	PLUM CAKE + LATTE
SNACK	FRUTTA SECCA + YOGURT	PANINO CON OLIO E ORZANO	YOGURT FATTO IN CASA	FRUTTA DI STAGIONE	FRUTTA SECCA	FRULLATO DI FRUTTA	SPREMITA DI ARANCIA O DI POMPELMO
PANZO	PASTA AL SUGO + INSALATA DI POMODORI	ZUPPA DI LEGUMI	RISO CON VERDURE GRIGIATE	POLPETTE CON DOLCINO FRESCO	COUS-COUS DI PESCE E VERDURE	INVOLTINI PRIMAVERA + SALSA DI SOIA	LASAGNE + CARNE CON PATATE AL FORNO + CANNOLO
SNACK	FRUTTA DI STAGIONE	MACEDONIA DI FRUTTA	FRUTTA SECCA + FRULLATO DI FRUTTA	CEREALI + TE	YOGURT	BISCOITI + MIELE	TE
CENA	PESCE AL FORNO CON FAGIOLINI AL VAPORE	SALSICCIA + PATATE AL FORNO	UOVO SODO + POMODORI E CAROTE CRUDE	FORMAGGI + INSALATA	PESCE AL FORNO CON AROMI	PIZZA	SGALOPPINE AL LIMONE + TOSTA SALATA CON VERDURE

	Monday	Tuesday	Wednesday	Thursday	Friday	Saturday	Sunday
Break-fast	2 slides of bread +Jam +glass of Milk	4 biscuits+ + Glass of milk	Homemade cake or pie with apricot jam	2 slides of bread+ Orange jam	2/3 slides of crisp-bread with butter and jam	Croissant with cereals	Plum-cake + a glass of Milk
Snack	Dried fruit+ yogurt	sandwich with olive oil and oregano	Home-made Yogurt	Seasons fruit	Dried Fruit	Fruit milk-shake	Orange or Grapefruit juice
Lunch	Pasta with tomatoes sauce+ Tomatoes salad	Legume soup (beans, chickpeas, lentils, ecc...)	Rice with grilled vegetables	meatballs and broccoli	Cous-cous with frish fishes and vegetables	Spring rolls + Soy sauce	Lasagne+ Meat with baked potatoes + cannolo (sicilian sweet)
Snack	Frish seasonal fruit	Fruit salad	Dried fruit + Fruit milk shake	Cereals + tea	Yogurt	Biscuits+ Honey	Tea
Dinner	Baked fish With steamed green beans	Sousages with baked patatoes	Boiled egg+ Tomatoes and raw carrots	Cheese+ salad	Baked fish with aromas	Pizza	Scallops with lemon +savory pie with vegetables

- To disseminate the project Erasmus plus ECO active, we took part in a meeting organized on ERASMUS from our local municipality.



#generazioneerasmus

LA MOBILITA' TRANSAZIONALE
TRA ESPERIENZE E PROSPETTIVE

VENERDI' 29 SETTEMBRE ore 16:00
presso il MONUMENTO AI MILLE
MARSALA

Saluti istituzionali
Alberto di Girolamo - Sindaco di Marsala

Dott. Luca Girardi - Dirigente Ambito Territoriale di Trapani

Introduce i lavori e modera il dibattito
Anna Maria Angileri - Assessore alla Pubblica Istruzione

Restituzione delle esperienze territoriali di progettazione
Erasmus Plus
Interventi delle scuole del territorio

Conclusioni: On. Michela Giuffrida, Europarlamentare

L'Assessore
alla Pubblica Istruzione
Anna Maria Angileri

Il Sindaco
Alberto Di Girolamo



- We presented our Eco- Active project, its aims and what we have already done.
- Our children presented the international meeting in Poland and in Slovenian. They expressed the unique experiences lived during the week abroad.



- **The market of unused toys** → Because of the first of November, our school organised a market of used and unused toys, where children brought old toys. A day after, on the 2nd of November, the school organised a second-hand toy market. Children could buy a used toy for a few cents and play with it. This was an experience of re-use of things!!!



Katarzyna Matraszek-Mirosław

- Christmas work and greetings (I've send the fotos)
- Fashing actions (we sent the fotos)
- The meaning of the labels
- Started the family week menu (foto)
- The information about Europass
- Started work about energy

**December:
Eco Christmas Cards:**



**February
Eco Fashing:**



I know what I eat:
Katarzyna Matraszek-Mirosław

Lessons on „Consumer’s ABC – the meaning of labels”.
 Children learned to read and understand the meaning of the labels





- Eco fashioning



LATVIA:

*) There was a lesson for 1.-2.class students with a game about the basic rules of healthy food, where the students played the bingo game about healthy food. Children took part in a game about healthy breakfast, they made sandwiches for themselves.





*)There was a healthy food olympiad for 3.-4.class students, where students showed their competence about basic rules of healthy food.



*)There was a lesson “Tasteful rules”for 5.-9.class students, during the lesson students learnt about genetically modified organism, about allergens and new products.



*)From 12.02. till 16.02.2018. there was a Project week in the school about theme ‘Energy’.

Each class during the Project week prepared presentation about an energy form, 5.-8.class students went to excursion to the Energy Efficiency center, 1.-4.class students took part in an environmental education lesson in the nature park of Tervete.



Students' presentations about energy.




Katarzyna Matraszek-Mirosław

”Save water and energy” stickers on the walls in our school



Katarzyna Matraszek-Mirosław



Katarzyna Matraszek-Mirosław