



eTwinning: school & family collaboration examples

Rute Baptista | eTwinning Central Support Service

Maria da Luz Borges | Ag. de Escolas de Carnaxide -JI São Bento

Betina Santos | Ag. de Escolas de Montemor-o-Novo – EB1 de Vale Figueira

eTwinning is about

- ★ Education
- ★ Learning
- ★ Skills and Competency development
- ★ People

Education

- Exploring pedagogical methodologies such as project based and inquiry based learning.
- Exploring the potential of new activities, such as games, for example.

Learning



www.copyblogger.com

- Intercultural learning.
- Authentic learning.
- Contextual learning.
- Personal learning.
- Making learning relevant.

Skills and Competency development

- Team working.
- Researching
- Choosing
- Analysing
- Creating



commons.wikimedia.org

People

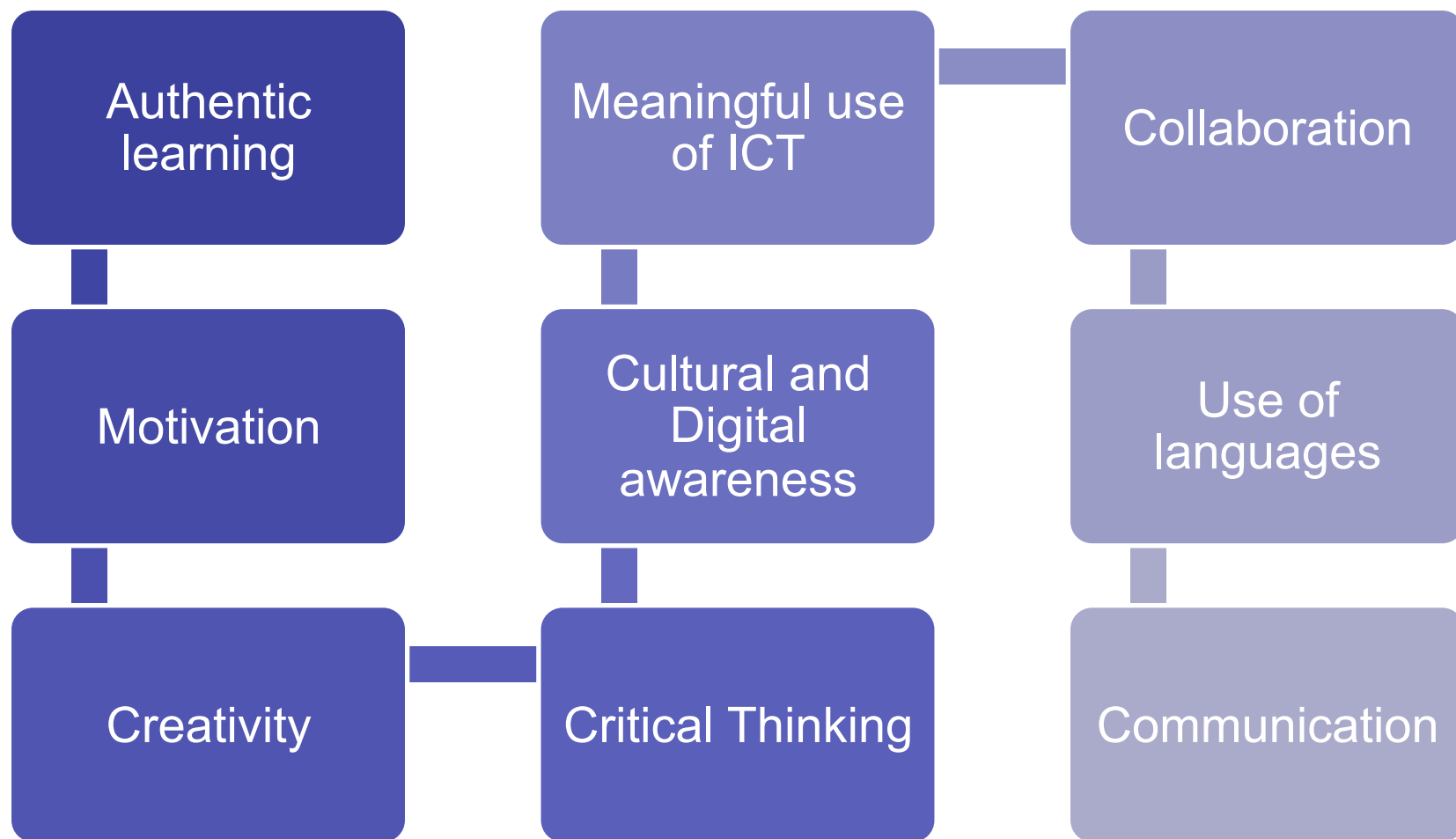
- Shared professional development
- Support for educational ideas



veewilliams.com


- Exploring educational ideas together
- Teachers professional network

What does eTwinning bring?




Betina Santos

Ag. de Escolas de Montemor-o-Novo – EB1 de Vale Figueira

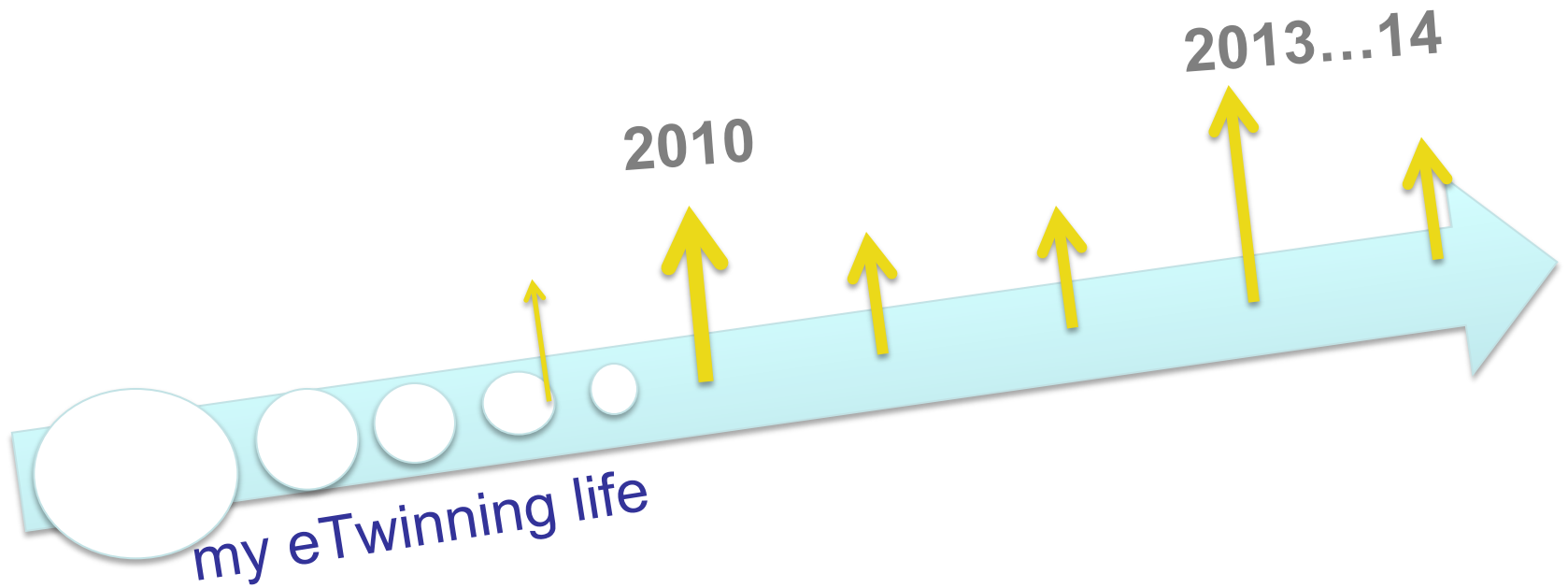


facing gaps



Betina Astride Santos
AE Montemor-o-Novo

betinaastride@gmail.com



eTwinning Projects

Let's Animate!

eTwinning project

Home

Team

About the project

January

June

2013

2014



Recycling for a story




Music : Recycling Song Jack Johnson 3Rs
by YouTube



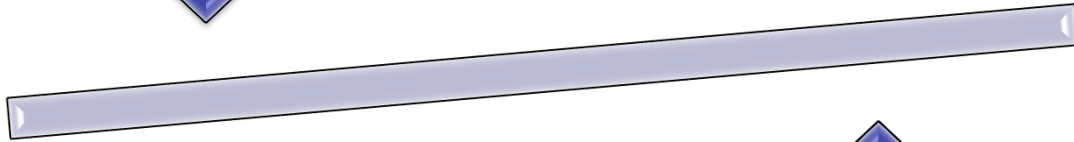
<http://goo.gl/4V63V5>





<http://goo.gl/hFMcSE>



<http://goo.gl/QOLJ8s>



<http://goo.gl/G9xi51>



Betina Astride

as seen by parents

Betina Astride
betinaastride@gmail.com
Portugal

PÁGINAS

- Agrup
- Feed
- Gostar
- Criar Pá
- Criar and

GRUPOS

- TIC Educa
- eTwinning
- 007 escola
- Global Groov
- Noites de Poes
- Cientes Ana fiv
- Games in Schoo
- NOITES DE POE
- Etwin
- Mobile Learning
- Inari 2014

...com que seja
...facil partilhar com amigos,
...familia e colegas de equipa.

+ Criar grupo

<http://goo.g/OPdwjq>





class activities better known by parents

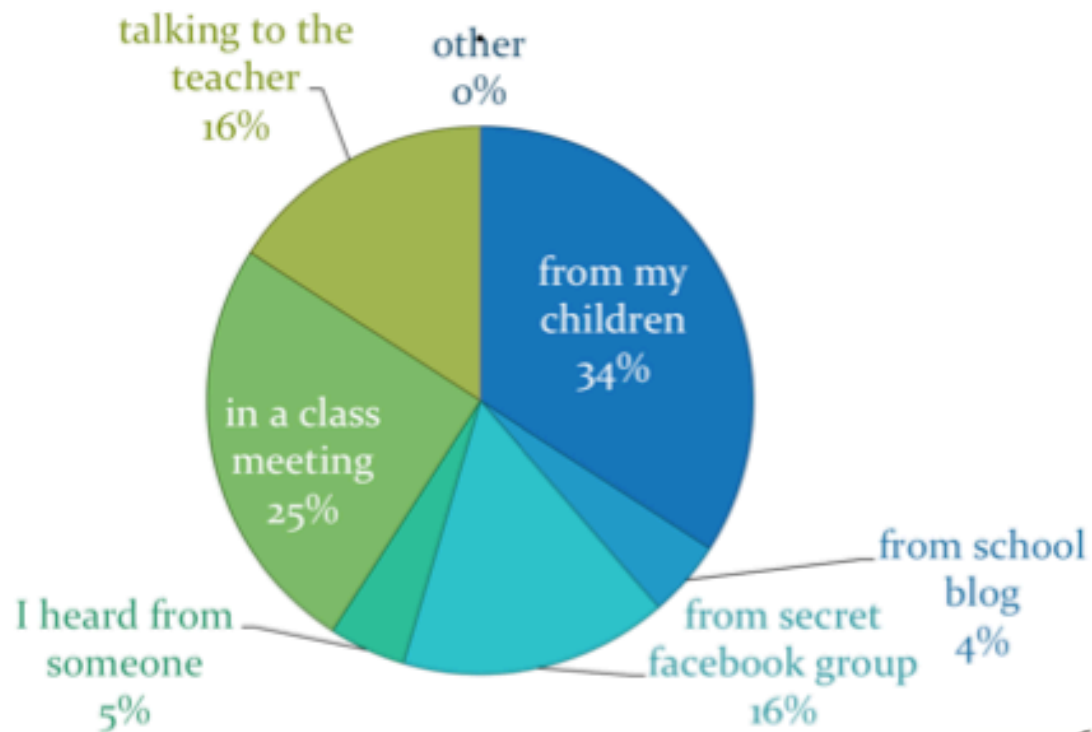


...and...





how do parents know about these activities?





betinaastride@gmail.com
[@betinaastride](https://facebook.com/betinaastride)



GOVERNO DE
PORTUGAL

MINISTÉRIO DA EDUCAÇÃO
E CIÊNCIA



Maria da Luz Borges

Ag. de Escolas de Carnaxide -JI São Bento

A child's drawing on a piece of paper, pasted onto a larger sheet. It depicts four stylized human figures standing in a row and holding hands. From left to right: the first figure has a large, round, pinkish face with red spots and a green body; the second has a pink face with black eyes and a long orange dress; the third has a pink face with black eyes and a long orange dress; the fourth is smaller, with a pink face, black eyes, and a green body. The figures are drawn with simple lines and colored with crayons or markers. The text 'Closing the Gap between family and school: The role of Digital technologies' is written in white, bold, sans-serif font across the middle of the drawing.

Closing the Gap between family and school: The role of Digital technologies

Guimarães 2014

"In our days, school cannot live without the family and family cannot live without the school"

"Family participation in the School becomes crucial for academic development of the student."



Luciana de Oliveira Pereira Siqueira
In: Society, school and family

How?



How can we bring the family inside the school?

Grand parents are:

Good,
Lovely,
Sweet,
Nice,
Kisses,
Hugs,
Cudle,
Can do many things,
Can do silly things,
Funny,
Strong,
Tell stories,
Sing,
Make cookies,
Have a garden
A dog...

We could invite grand
parents to come to school...



**2012 – European year of
active ageing and
solidarity between
generations**



Grand parents could come to kindergarten to...

How can we invite them?
We need a reason...

- To...
- Play,
 - Tell stories,
 - Make toys,
 - Go for a walk,
 - Come for a party,
 - Just to have fun...



The idea...

“Let’s empty the classroom and start over again, inviting grand parents to help us to rebuilt it”

Kindergarten without toys

Bulgária – Pleven; Poland - Lublin; Portugal - Oeiras

Aim:

- Promote the interaction Family/school
- Learn with the others and exchange skills between generations
- To make a bridge between generations
- To reinforce ties between generations

Emptying the classroom



Inviting grand parents

Beijinhos, bolinhos e mimosos

Querem saber o que fazemos aqui
no jardim de infância?

Querem ver como vivemos o
dia a dia?

Então venham passar um dia
connosco.

Gostaríamos muito de os ter

Meninos e meninas do Jardim
Infância de
S. Bento



Estamos à vossa espera!

Made some gifts

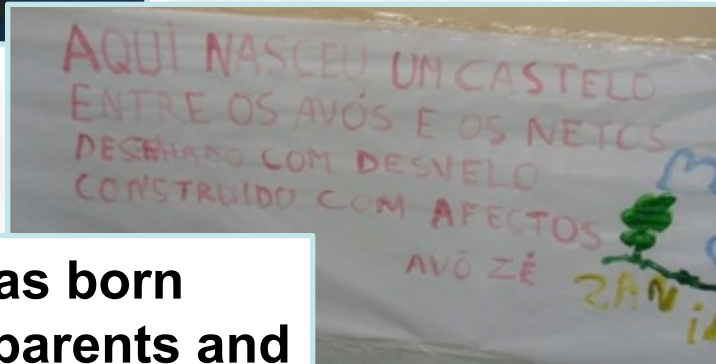


We made an invitation...

Baked some cakes...



The Party



**Here a castle was born
Between grandparents and
children
Draw with love and care
And built with affection.**

**Final
product...**



Grandparents at School

Hearing stories



Telling stories



Playing
(Traveling by train)





Speaking about life



Workshops



Portugal

Poland



Sewing



Plastic bottle jewelery



Paper hair



Recycle Materials



Animals



Making books


Exhibitions



Old toys



Old books



Mission Accomplished!



How do we know?

Well, we just have to look to the...

BENEFITS

Benefits? To whom?

To the students:

More security

High motivation

Built their own knowledge

Engage in their own learning

Be closer to the people they love

Understand better the reality of life



For families:

A way to be closer to the daily school life

Feel useful and happy

Exchange of knowledge and experiences

Be part of the learning process

Reinforce Ties

End of loneliness



For Teachers:

Free share

Free and wise advise

Achive of great allies

Get qualified help

Get experimented experts in several subjects



What parents say about the use of ICT in the classroom:

It's an open window to the daily life of our children. Is the possibility of having a topic of conversation at the dinner table, a fantastic opportunity to meet the precious little secrets that are usually within the walls of the school. A fantastic initiative with much merit!

It is a way of "ALMOST" being present in the classroom with our children.

The use of ICT in the classroom has been a great source of information about what is happening there and about the activities have being developed. Through the photos we can see that they are really happy to belong to the little stars classroom.


So, do you think we succeed and reach our objectives? We...



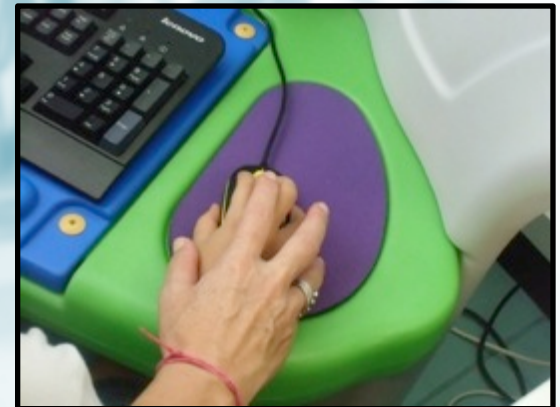
Reinforce ties



We exchange knowledge and experience



HENRIQUEWWW.6

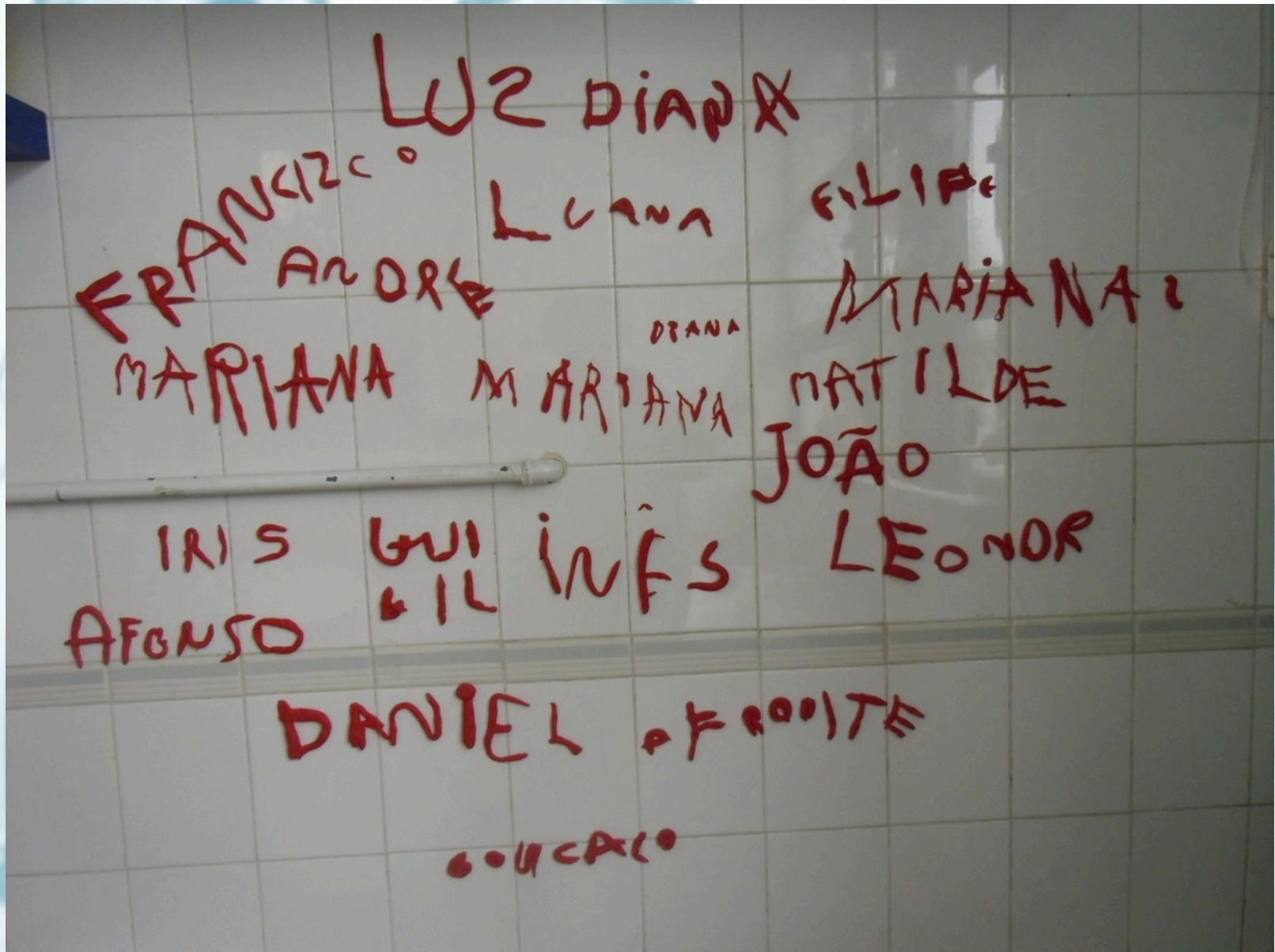


**We are
Happy!**



Bye! ... We will meet you soon with ICT tools help!

The Portuguese team:



★ Thank you!!